



Immigratie- en Naturalisatiedienst  
*Ministerie van Justitie en Veiligheid*

## **Asylum Trends**

Monthly Report on Asylum Applications in The Netherlands

November 2024

## Colophon

**Title** Asylum Trends

**Subtitle** Monthly Report on Asylum Applications in The Netherlands  
Recent trends

**Author** Ministry of Justice and Security  
Immigration and Naturalisation Service (IND)  
IND Business Information Centre (BIC)  
Rijnstraat 8 | 2515 XP Den Haag  
Postbus 16275 | 2500 BG Den Haag

Migratie in beweging



EUROPESE UNIE  
Het Fonds voor asiel,  
migratie en integratie

# Contents

<i>Colophon</i>	2
-----------------	---

## **Asylum applications in The Netherlands**

Total asylum applications in The Netherlands	4
First asylum applications in The Netherlands	5
Repeated asylum applications in The Netherlands	6
Family reunification in The Netherlands	7
Unaccompanied minor asylum seekers in The Netherlands	8
Monthly first asylum applications in The Netherlands	9

## **Appendix**

Appendix: Relocation and Resettlement

Appendix: Eurostat

**Total asylum influx in The Netherlands (first applications, repeated applications, family reunification influx)**  
 Source: METIS

Top 10 Last thirteen months **total** asylum applications in The Netherlands

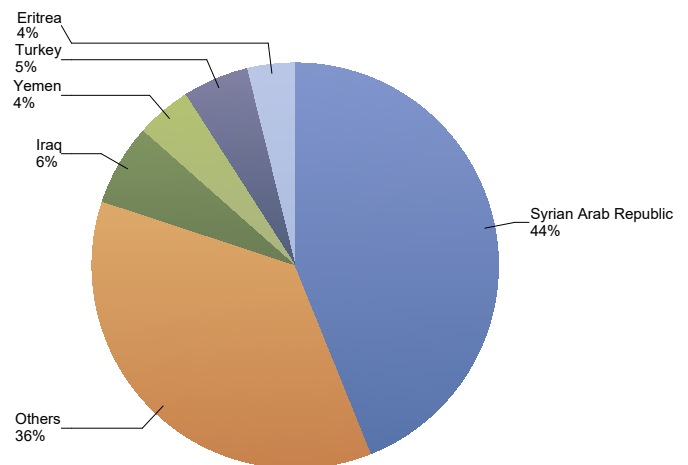
Total 2022	Total 2023	Country of citizenship	2023			2024												Last 12 months	Perc
			Nov	Dec	Total	Jan	Feb	Mar	Apr	May	Jun	Jul	Aug	Sep	Oct	Nov	Total		
19.989	19.803	Syrian Arab Republic	2.304	1.897	4.201	1.909	1.628	1.707	1.705	1.666	1.380	1.658	1.688	1.921	1.986	1.547	18.795	20.692	44%
933	1.856	Iraq	187	430	617	237	439	616	507	207	122	126	108	71	88	95	2.616	3.046	6%
3.802	4.038	Turkey	381	327	708	277	187	186	134	173	169	195	206	199	229	190	2.145	2.472	5%
2.813	2.809	Yemen	267	231	498	218	231	257	188	228	142	153	127	134	86	72	1.836	2.067	4%
1.935	2.602	Eritrea	281	227	508	174	126	103	125	177	124	129	156	241	142	89	1.586	1.813	4%
1.277	1.371	Unknown	155	126	281	169	128	158	165	178	128	161	144	121	126	128	1.606	1.732	4%
1.624	1.942	Somalia	177	133	310	143	110	85	130	147	106	134	82	100	99	113	1.249	1.382	3%
1.264	1.644	Algeria	180	135	315	169	101	80	92	91	66	76	120	112	116	94	1.117	1.252	3%
679	826	Nigeria	61	59	120	82	85	70	67	90	52	98	75	95	88	83	885	944	2%
1.135	1.255	Iran (Islamic Republic of)	81	100	181	77	65	59	83	83	56	63	53	96	63	51	749	849	2%
12.540	11.746	Others	1.319	1.201	2.520	925	803	916	754	887	729	889	778	964	944	1.112	9.701	10.902	23%
47.991	49.892	Total	5.393	4.866	10.259	4.380	3.903	4.237	3.950	3.927	3.074	3.682	3.537	4.054	3.967	3.574	42.285	47.151	100%

\* To conceal the lowest figures, all values between 0 and 4 are replaced by asterisk.

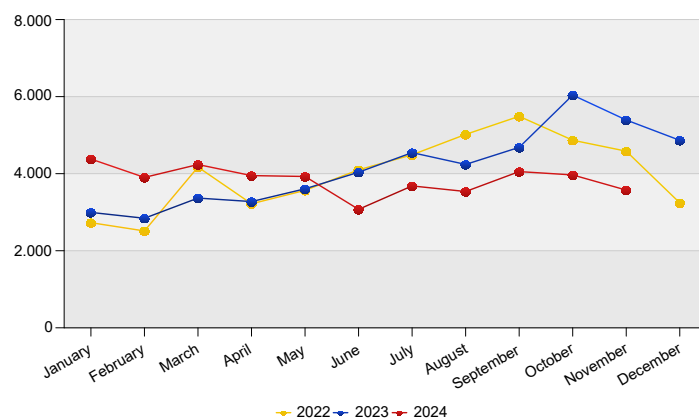
Top Total asylum applications in The Netherlands November 2024

	Country of citizenship		%
1	Syrian Arab Republic	1.547	43%
2	Turkey	190	5%
3	Unknown	128	4%
4	Senegal	120	3%
5	Somalia	113	3%
6	Mauritania	101	3%
7	Iraq	95	3%
8	Algeria	94	3%
9	Eritrea	89	2%
10	Nigeria	83	2%
	Others	1.014	28%
<b>Total November 2024</b>		<b>3.574</b>	<b>100%</b>

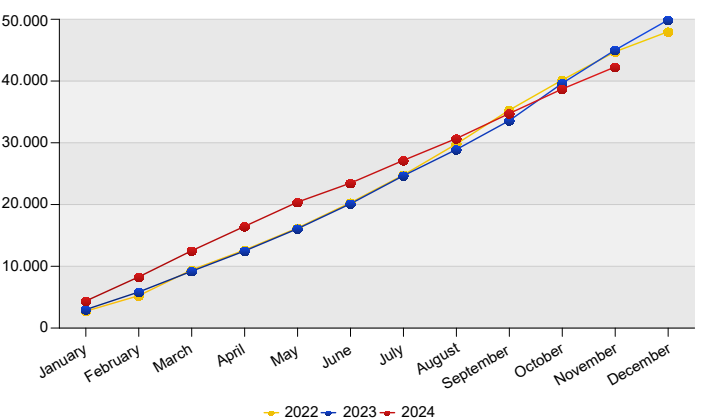
Top Nationalities total applications last twelve months  
 Period: Dec 2023 - Nov 2024  
 Number of total asylum applications: 47.151



Total asylum applications in The Netherlands



Cumulative development of total asylum applications in The Netherlands



**First asylum applications in The Netherlands**  
Source: METIS

Top 10 Last thirteen months **first** asylum applications in The Netherlands

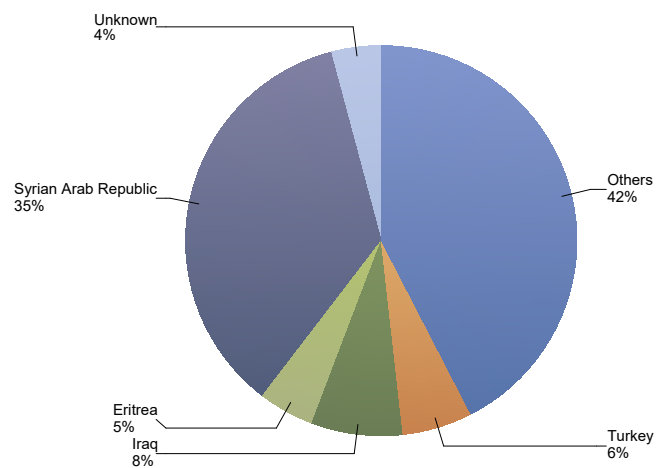
Total 2022	Total 2023 **	Country of citizenship	2023			2024											Last 12 months	Perc	
			Nov	Dec	Total	Jan	Feb	Mar	Apr	May	Jun	Jul	Aug	Sep	Oct	Nov			Total
12.648	13.028	Syrian Arab Republic	1.462	1.196	2.658	1.184	800	920	1.042	968	713	1.002	1.109	1.188	1.154	725	10.805	12.001	35%
671	1.495	Iraq	163	402	565	210	400	577	450	138	85	84	80	38	36	63	2.161	2.563	8%
2.684	2.862	Turkey	298	259	557	241	110	144	116	145	129	164	181	172	179	126	1.707	1.966	6%
1.365	2.345	Eritrea	257	210	467	142	104	92	98	165	98	108	144	214	114	77	1.356	1.566	5%
1.113	1.231	Unknown	132	104	236	123	105	121	130	158	103	133	120	104	112	97	1.306	1.410	4%
2.428	1.982	Yemen	159	163	322	132	162	178	128	129	80	61	55	62	43	16	1.046	1.209	4%
1.457	1.807	Somalia	152	123	275	123	96	77	106	134	79	110	61	78	74	67	1.005	1.128	3%
1.206	1.556	Algeria	170	129	299	157	83	58	68	68	53	66	81	86	72	79	871	1.000	3%
521	656	Nigeria	52	47	99	66	63	63	56	73	45	76	59	75	69	70	715	762	2%
702	1.122	Iran (Islamic Republic of)	71	96	167	69	59	50	73	72	50	59	50	86	54	39	661	757	2%
10.740	10.293	Others	1.219	1.099	2.318	810	710	780	616	775	612	745	696	829	833	1.006	8.412	9.511	28%
35.535	38.377	Total	4.135	3.828	7.963	3.257	2.692	3.060	2.883	2.825	2.047	2.608	2.636	2.932	2.740	2.365	30.045	33.873	100%

\* To conceal the lowest figures, all values between 0 and 4 are replaced by asterisk.

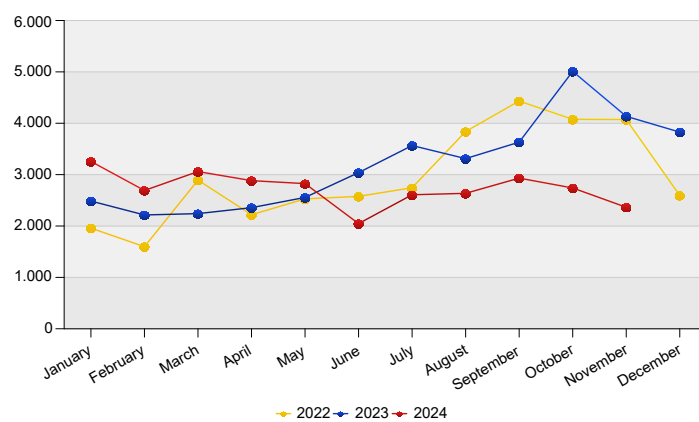
Top First asylum applications in The Netherlands  
November 2024

	Country of citizenship		%
1	Syrian Arab Republic	725	31%
2	Turkey	126	5%
3	Senegal	119	5%
4	Mauritania	101	4%
5	Unknown	97	4%
6	Algeria	79	3%
7	Eritrea	77	3%
8	Kenya	73	3%
9	Nigeria	70	3%
10	Somalia	67	3%
	Others	831	35%
<b>Total November 2024</b>		2.365	100%

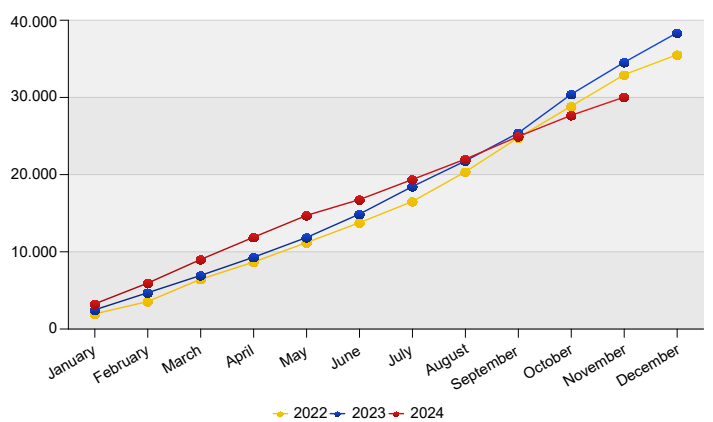
Top Nationalities first applications last twelve months  
Period: Dec 2023 - Nov 2024  
Number of first asylum applications: 33.873



First asylum applications in The Netherlands



Cumulative development of first asylum applications in The Netherlands



**Repeated asylum applications in The Netherlands**  
Source: METIS

Top 10 Last thirteen months repeated asylum applications in The Netherlands

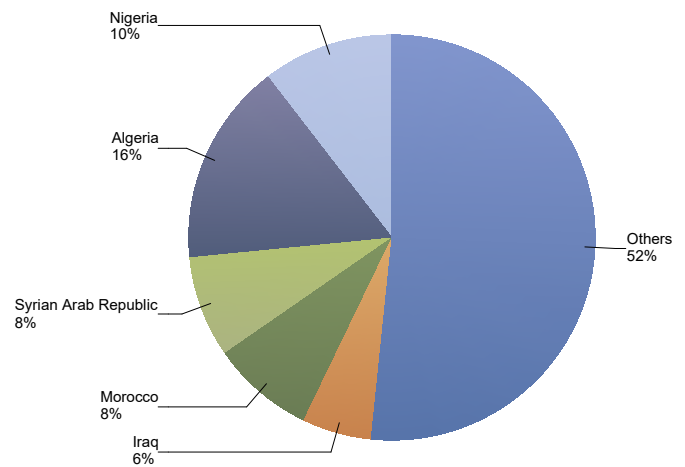
Total 2022	Total 2023	Country of citizenship	2023			2024												Last 12 months	Perc
			Nov	Dec	Total	Jan	Feb	Mar	Apr	May	Jun	Jul	Aug	Sep	Oct	Nov	Total		
54	87	Algeria	9	6	15	12	18	22	24	23	12	10	39	26	44	15	245	251	16%
151	150	Nigeria	9	12	21	16	22	6	8	14	7	19	13	20	18	8	151	163	10%
54	149	Morocco	11	8	19	15	7	13	12	10	13	15	8	9	9	9	120	128	8%
103	81	Syrian Arab Republic	11	8	19	9	7	10	5	14	12	23	16	11	8	*	118	126	8%
132	105	Iraq	8	5	13	5	10	7	*	14	10	10	*	9	6	6	81	86	6%
43	62	Eritrea	8	9	17	7	6	5	12	*	*	*	*	*	*	*	41	50	3%
24	32	Turkey	*	10	11	*	5	*	*	*	6	*	*	*	*	6	35	45	3%
42	44	Somalia	5	*	8	5	*	*	6	*	5	*	*	5	*	*	41	44	3%
25	22	Tunisia	*	*	*	5	*	*	6	6	7	*	*	*	*	*	42	42	3%
25	40	Gambia	7	*	11	*	6	*	*	*	*	*	5	*	*	*	31	35	2%
876	618	Others	49	33	82	66	53	55	42	44	36	69	36	64	53	38	556	589	38%
1.529	1.390	Total	119	98	217	146	140	125	125	131	115	156	128	153	150	92	1.461	1.559	100%

\* To conceal the lowest figures, all values between 0 and 4 are replaced by asterisk.

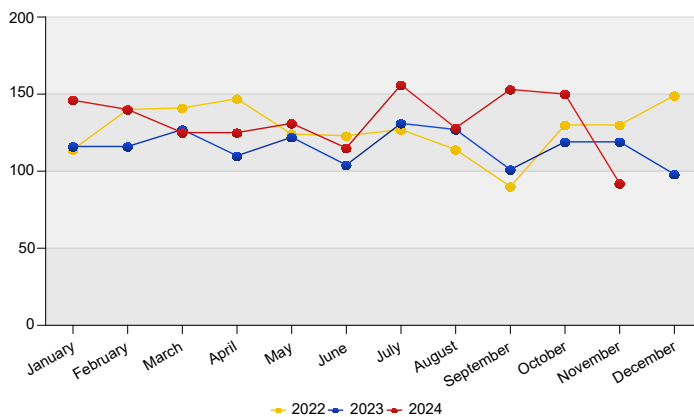
Top Repeated asylum applications in The Netherlands November 2024

Country of citizenship		%
1 Algeria	15	16%
2 Morocco	9	10%
3 Nigeria	8	9%
4 Iraq	6	7%
5 Turkey	6	7%
6 Cameroon	*	4%
7 Iran (Islamic Republic of)	*	4%
Others	40	43%
<b>Total November 2024</b>	<b>92</b>	<b>100%</b>

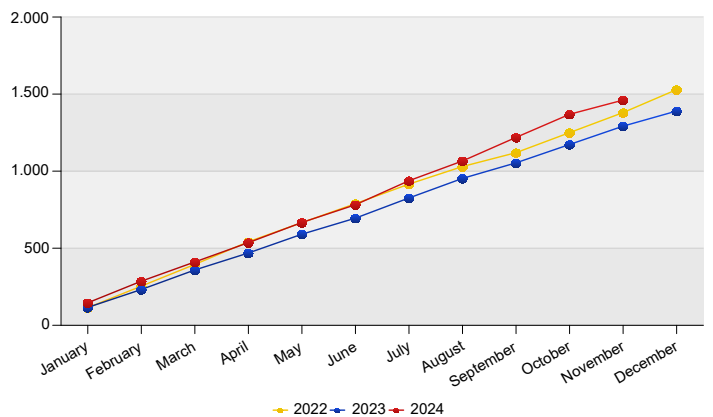
Top Nationalities repeated asylum applications last twelve months  
Period: Dec 2023 - Nov 2024  
Number of repeated asylum applications: 1.559



Repeated asylum applications in The Netherlands



Cumulative development of repeated asylum applications in The Netherlands



**Influx of family reunification in The Netherlands (Council Directive 2003/86/EC Chapter V)**  
 Source: METIS

Top 10 Last thirteen months Influx of family reunification in The Netherlands

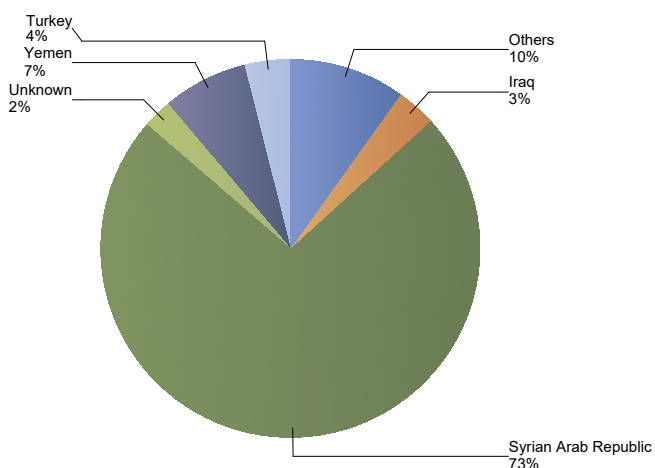
Total 2022	Total 2023	Country of citizenship	2023			2024												Last 12 months	Perc
			Nov	Dec	Total	Jan	Feb	Mar	Apr	May	Jun	Jul	Aug	Sep	Oct	Nov	Total		
7.238	6.694	Syrian Arab Republic	831	693	1.524	716	821	777	658	684	655	633	563	722	824	819	7.872	8.565	73%
377	822	Yemen	105	68	173	82	67	79	60	99	62	91	72	70	43	56	781	849	7%
1.094	1.144	Turkey	82	58	140	32	72	42	15	26	34	31	22	24	47	58	403	461	4%
130	256	Iraq	16	23	39	22	29	32	54	55	27	32	27	24	46	26	374	397	3%
140	119	Unknown	19	21	40	43	15	36	35	20	23	23	18	12	14	31	270	291	2%
125	91	Somalia	20	7	27	15	10	5	18	11	22	22	17	17	22	44	203	210	2%
527	195	Eritrea	16	8	24	25	16	6	15	12	23	18	10	25	28	11	189	197	2%
159	190	Afghanistan	5	12	17	11	*	29	21	15	8	18	9	8	8	18	145	157	1%
137	91	Pakistan	7	9	16	6	7	9	12	8	21	17	*	8	16	11	119	128	1%
370	118	Stateless	*	*	*	5	7	10	12	*	*	*	*	19	*	15	74	78	1%
630	405	Others	38	37	75	20	27	27	42	40	34	33	31	40	27	28	349	386	3%
10.927	10.125	<b>Total</b>	<b>1.139</b>	<b>940</b>	<b>2.079</b>	<b>977</b>	<b>1.071</b>	<b>1.052</b>	<b>942</b>	<b>971</b>	<b>912</b>	<b>918</b>	<b>773</b>	<b>969</b>	<b>1.077</b>	<b>1.117</b>	<b>10.779</b>	<b>11.719</b>	<b>100%</b>

\* To conceal the lowest figures, all values between 0 and 4 are replaced by asterisk.

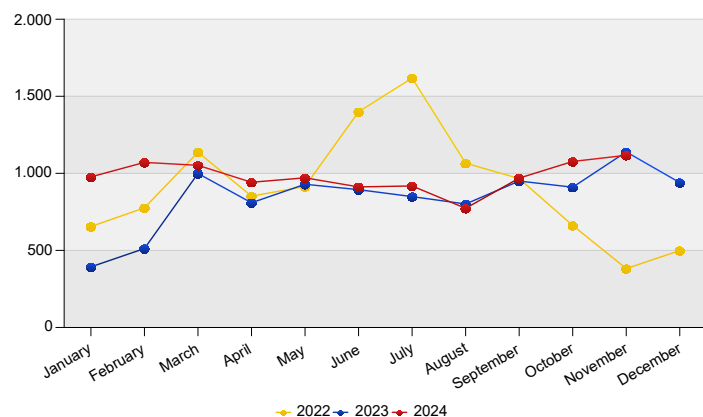
Top Influx of family reunification in The Netherlands November 2024

Country of citizenship		%
1 Syrian Arab Republic	819	73%
2 Turkey	58	5%
3 Yemen	56	5%
4 Somalia	44	4%
5 Unknown	31	3%
Others	109	10%
<b>Total November 2024</b>	<b>1.117</b>	<b>100%</b>

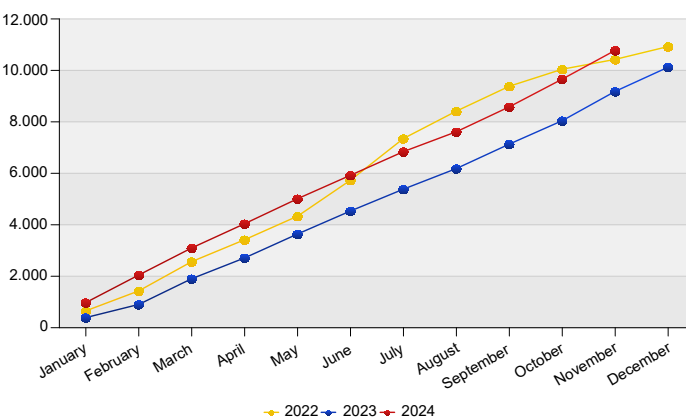
Top Nationalities Influx of family reunification last twelve months  
 Period: Dec 2023 - Nov 2024  
 Number of influx family reunification: 11.719



Influx of family reunification in The Netherlands



Cumulative development of Influx of family reunification in The Netherlands



**Influx of indicated unaccompanied minor asylum seekers in The Netherlands**  
Source: METIS

Top 10 Unaccompanied minor asylum applications in The Netherlands

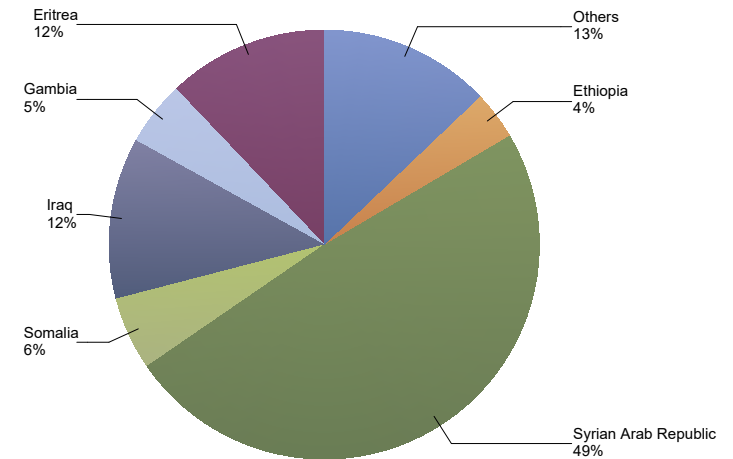
Total 2022	Total 2023	Country of citizenship	2023			2024												Last 12 months	Perc
			Nov	Dec	Total	Jan	Feb	Mar	Apr	May	Jun	Jul	Aug	Sep	Oct	Nov	Total		
2.427	2.797	Syrian Arab Republic	241	150	391	162	149	158	159	148	126	175	268	219	200	123	1.887	2.037	49%
606	1.030	Eritrea	130	69	199	43	23	28	29	40	18	33	58	101	38	24	435	504	12%
93	335	Iraq	31	72	103	38	84	137	111	20	19	9	5	*	*	432	504	12%	
319	482	Somalia	40	26	66	26	17	11	24	22	20	15	14	16	26	13	204	230	6%
*	90	Gambia	19	18	37	17	16	23	23	17	23	25	13	10	6	11	184	202	5%
50	99	Ethiopia	23	25	48	*	8	7	8	15	5	16	15	17	19	13	126	151	4%
72	71	Unknown	7	6	13	6	6	11	9	8	*	9	9	*	*	73	79	2%	
188	171	Yemen	14	17	31	*	9	8	9	10	*	6	*	*	*	55	72	2%	
20	241	Sudan	56	12	68	8	*	*	8	6	*	5	10	6	*	55	67	2%	
72	81	Algeria	13	15	28	6	*	*	*	*	*	*	*	*	5	7	36	51	1%
69	43	Morocco	*	*	7	*	5	*	*	5	*	6	*	5	*	8	38	41	1%
288	364	Others	42	38	80	16	25	18	12	9	11	18	16	16	24	24	189	227	5%
4.207	5.804	Total	620	451	1.071	328	347	408	394	303	230	320	415	400	335	234	3.714	4.165	100%

\* To conceal the lowest figures, all values between 0 and 4 are replaced by asterisk.

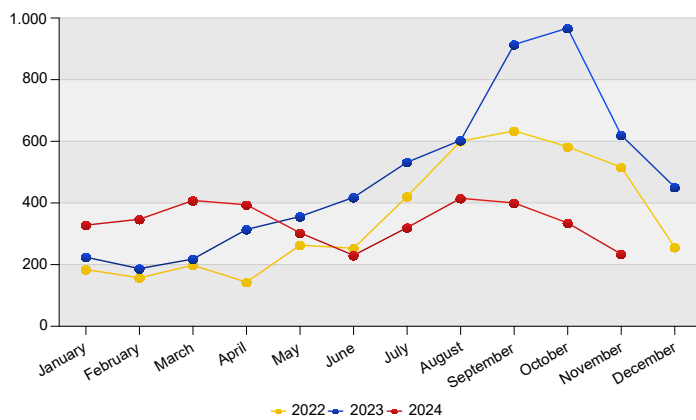
Top Unaccompanied minor asylum applications in The Netherlands November 2024

Country of citizenship			%
1	Syrian Arab Republic	123	53%
2	Eritrea	24	10%
3	Ethiopia	13	6%
4	Somalia	13	6%
5	Gambia	11	5%
6	Morocco	8	3%
	Others	42	18%
<b>Total November 2024</b>		<b>234</b>	<b>100%</b>

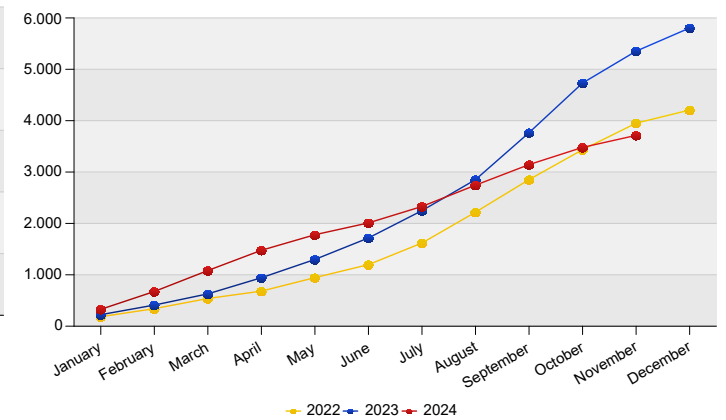
Top Nationalities unaccompanied minor asylum applications last twelve months  
Period: Dec 2023 - Nov 2024  
Number of unaccompanied minor asylum applications: 4.165



Unaccompanied minor asylum applications in The Netherlands



Cumulative development of Unaccompanied minor asylum applications in The Netherlands





**Monthly First Asylum Applications in The Netherlands in 2024**  
 Source: METIS

Country of citizenships	Jan	Feb	Mar	Apr	May	Jun	Jul	Aug	Sep	Oct	Nov	2021	2022	2023	2024	
Afghanistan	55	36	28	28	42	34	48	40	53	30	40	3.006	2.732	669	434	
Albania	*	*	*	*	*	*	*	*	*	*	*	*	54	52	28	22
Algeria	157	83	58	68	68	53	66	81	86	72	79	1.105	1.206	1.556	871	
Angola	*	5	*	*	*	*	*	*	*	6	5	5	17	26	37	
Argentina	*	*	*	*	*	*	*	*	*	*	*	6	5	*	*	
Armenia	*	*	*	*	*	*	*	*	13	*	5	33	50	50	32	
Australia	*	*	*	*	*	*	*	*	*	*	*	*	*	*	*	
Azerbaijan	12	11	26	5	12	5	10	21	17	5	12	78	127	121	136	
Bahrain	*	*	*	*	*	*	*	*	*	*	*	*	5	9	*	
Bangladesh	*	*	*	7	6	*	5	*	*	*	*	11	18	20	34	
Barbados	*	*	*	*	*	*	*	*	*	*	*	*	*	*	*	
Belarus	5	7	*	*	7	*	*	*	15	*	*	86	94	82	49	
Belgium	*	*	*	*	*	*	*	*	*	*	*	*	*	*	*	
Benin	*	*	*	*	*	*	*	*	*	*	*	*	9	25	9	
Bolivia	*	*	*	*	*	*	*	*	*	*	*	*	7	6	5	
Bosnia and Herzegovina	*	5	*	*	*	*	*	*	*	*	*	5	15	10	7	
Botswana	*	*	*	*	*	*	*	*	*	*	*	*	*	*	*	
Brazil	*	*	*	*	*	*	*	*	*	*	*	17	12	9	18	
Bulgaria	*	*	*	*	*	*	*	*	*	*	*	*	*	*	*	
Burkina Faso	*	*	*	*	*	*	*	*	*	*	*	8	*	9	11	
Burundi	*	*	*	*	*	*	*	*	*	*	*	*	16	6	6	
Cambodia	*	*	*	*	*	*	*	*	*	*	*	*	*	*	*	
Cameroon	*	14	*	*	5	*	*	*	*	8	17	17	24	58	64	
Canada	*	*	*	*	*	*	*	*	*	*	*	*	*	*	*	
Central African Republic	*	*	*	*	*	*	*	*	*	6	7	*	*	*	17	
Chad	*	*	*	*	*	*	*	*	*	11	8	17	10	14	26	
Chile	*	*	*	*	*	*	*	*	*	*	*	*	7	5	*	
China (including Hong Kong)	20	19	12	11	11	17	35	16	11	23	13	153	151	409	188	
Colombia	45	45	53	54	39	49	39	43	37	65	61	187	519	588	530	
Comoros	*	*	*	*	*	*	*	*	*	*	*	*	*	*	*	
Congo, the Democratic Republic of the	*	*	*	*	*	*	*	*	*	*	*	11	27	28	19	
Congo, the Republic of the	*	*	*	*	*	*	*	*	*	*	*	25	22	23	19	
Cote d'Ivoire	*	*	6	*	*	*	*	5	*	*	*	11	10	31	33	
Croatia	*	*	*	*	*	*	*	*	*	*	*	*	*	*	*	
Cuba	*	5	*	*	*	*	*	*	*	*	*	17	13	12	21	
Czech Republic	*	*	*	*	*	*	*	*	*	*	*	*	*	*	*	
Denmark	*	*	*	*	*	*	*	*	*	*	*	*	*	*	*	
Djibouti	*	*	*	*	*	*	*	*	*	*	*	*	*	6	6	
Dominica	*	*	*	*	*	*	*	*	*	*	*	*	*	*	*	
Dominican Republic	*	*	*	*	*	*	*	*	*	*	*	*	7	13	5	
Ecuador	*	*	*	*	23	9	*	*	*	*	*	*	*	28	49	
Egypt	27	19	23	30	19	14	19	22	53	32	18	146	262	321	276	
El Salvador	*	*	*	*	*	*	*	*	*	*	*	33	75	22	9	
Equatorial Guinea	*	*	*	*	*	*	*	*	*	*	*	*	*	*	*	
Eritrea	142	104	92	98	165	98	108	144	214	114	77	768	1.365	2.345	1.356	
Estonia	*	*	*	*	*	*	*	*	*	*	*	*	*	*	*	
Ethiopia	17	35	25	23	42	34	55	36	44	52	35	167	305	323	398	
Federated States of Micronesia	*	*	*	*	*	*	*	*	*	*	*	*	*	*	*	
Finland	*	*	*	*	*	*	*	*	*	*	*	*	*	*	*	
France	*	*	*	*	*	*	*	*	*	*	*	*	5	*	7	
Gabon	*	*	*	*	*	*	*	*	*	*	*	*	*	*	5	
Gambia	35	37	39	47	28	36	41	31	36	21	32	140	102	209	383	
Georgia	10	*	12	10	17	7	5	6	15	9	*	89	156	119	97	
Germany	*	*	*	*	*	*	*	*	*	*	*	9	*	7	7	
Ghana	9	6	*	9	*	*	6	*	*	8	*	40	35	57	59	
Greece	*	*	*	*	*	*	*	*	*	*	*	*	*	*	*	
Grenada	*	*	*	*	*	*	*	*	*	*	*	*	*	*	*	
Guatemala	*	*	*	*	*	*	*	*	*	*	*	*	*	*	*	
Guinea	27	16	16	11	16	13	11	15	11	12	25	79	95	163	173	
Guinea-Bissau	*	*	*	*	*	*	*	*	*	*	*	*	*	6	*	
Guyana	*	*	*	*	*	*	*	*	*	*	*	*	5	*	*	
Haiti	*	*	*	*	*	*	*	*	*	*	*	15	10	23	6	
Honduras	*	*	*	*	*	*	*	*	*	*	*	8	*	11	7	
Hungary	*	*	*	*	*	*	*	*	*	*	*	*	*	*	6	
India	5	9	11	*	15	6	6	*	5	*	6	120	123	149	69	
Indonesia	*	*	*	*	*	*	*	*	*	*	*	6	*	*	*	
Iran (Islamic Republic of)	69	59	50	73	72	50	59	50	86	54	39	263	702	1.122	661	
Iraq	210	400	577	450	138	85	84	80	38	36	63	746	671	1.495	2.161	
Ireland	*	*	*	*	*	*	*	*	*	*	*	*	*	*	*	
Israel	*	*	*	*	*	*	*	*	*	*	*	*	*	14	13	
Italy	*	*	*	*	*	*	*	*	*	*	*	*	*	7	6	
Jamaica	*	*	*	*	5	*	*	*	*	*	*	18	17	22	17	
Japan	*	*	*	*	*	*	*	*	*	*	*	*	*	*	*	
Jordan	9	8	10	*	6	14	5	*	*	10	*	19	85	117	68	
Kazakhstan	*	*	7	*	*	*	*	*	*	*	*	13	41	47	24	
Kenya	7	*	*	7	*	*	*	*	*	*	73	*	18	56	103	
Korea, Republic of	*	*	*	*	*	*	*	*	*	*	*	7	*	*	*	
Kosovo	*	*	*	*	*	*	*	*	*	*	*	*	9	9	*	
Kuwait	*	*	*	*	*	*	*	*	*	5	*	*	9	10	9	
Kyrgyzstan	*	*	*	*	*	*	*	*	*	*	*	*	18	7	10	
Lao People's Democratic Republic	*	*	*	*	*	*	*	*	*	*	*	*	*	*	*	
Latvia	*	*	*	*	*	*	*	*	*	*	*	*	*	*	5	
Lebanon	13	*	7	*	*	7	*	*	10	17	8	69	65	78	77	
Liberia	*	*	7	*	*	*	*	*	*	*	*	10	9	21	24	
Libyan Arab Jamahiriya	14	15	12	13	9	8	10	31	24	19	16	124	193	241	171	
Lithuania	*	*	*	*	*	*	*	*	*	*	*	*	*	*	*	
Madagascar	*	*	*	*	*	*	*	*	*	*	*	*	*	*	*	
Malawi	*	*	*	*	*	*	*	*	*	*	*	*	*	5	6	
Malaysia	*	*	*	*	*	*	*	*	*	*	*	10	*	*	*	
Maldives	*	*	*	*	*	*	*	*	*	*	*	*	*	*	*	
Mali	*	*	*	*	*	*	*	*	*	*	10	23	20	26	32	
Mauritania	*	*	*	*	*	*	*	*	*	22	101	5	*	*	126	
Mauritius	*	*	*	*	*	*	*	*	*	*	*	*	*	*	5	

**Monthly First Asylum Applications in The Netherlands in 2024**  
Source: METIS

Country of citizenships	Jan	Feb	Mar	Apr	May	Jun	Jul	Aug	Sep	Oct	Nov	2021	2022	2023	2024
Mexico	*	*	*	*	*	*	*	*	*	*	*	16	14	13	7
Moldova, Republic of	70	57	52	35	22	23	8	40	43	36	58	40	205	652	444
Monaco	*	*	*	*	*	*	*	*	*	*	*	*	*	*	*
Mongolia	*	*	*	*	6	*	*	*	7	*	*	8	5	12	18
Montenegro	*	*	*	*	*	*	*	*	*	*	*	*	*	*	*
Morocco	56	58	51	32	62	44	53	43	54	61	42	907	721	884	556
Mozambique	*	*	*	*	*	*	*	*	*	*	*	*	*	*	*
Myanmar	9	*	*	*	*	5	8	*	10	8	5	16	58	50	52
Namibia	*	*	*	*	*	*	*	*	*	*	*	*	*	8	*
Nepal	*	*	*	*	*	*	*	*	*	*	*	*	9	6	6
Netherlands	*	*	*	*	*	*	*	*	*	5	*	*	*	12	34
Nicaragua	*	*	*	*	*	*	*	*	*	*	*	*	67	22	15
Niger	*	*	*	*	5	*	*	*	*	*	*	16	18	34	18
Nigeria	66	63	63	56	73	45	76	59	75	69	70	418	521	656	715
Oman	*	*	*	*	*	*	*	*	*	*	*	*	*	5	*
Pakistan	62	31	30	38	26	41	31	40	36	59	41	443	877	637	435
Palestinian Territory, Occupied	*	*	*	*	*	*	6	*	*	*	*	17	32	28	31
Panama	*	*	*	*	*	*	*	*	*	*	*	*	*	*	6
Paraguay	*	*	*	*	*	*	*	*	*	*	*	*	*	*	*
Peru	*	*	7	*	*	*	*	*	*	*	8	6	19	63	27
Philippines	*	*	*	*	*	*	*	*	*	*	*	*	*	*	8
Poland	*	*	5	*	*	*	*	*	5	5	*	*	8	7	18
Qatar	*	*	*	*	*	*	*	*	*	*	*	*	*	*	*
Republic of North Macedonia	*	*	*	*	5	*	*	*	8	*	6	15	14	20	29
Romania	*	*	*	*	*	*	*	*	*	*	*	*	*	*	9
Russian Federation	21	21	34	17	21	18	17	12	47	14	19	205	590	330	241
Rwanda	*	*	*	*	*	*	*	*	*	*	*	9	6	11	7
Saint Lucia	*	*	*	*	*	*	*	*	*	*	*	*	*	*	*
Saint Vincent and the Grenadines	*	*	*	*	*	*	*	*	*	*	*	*	*	*	*
Sao Tome and Principe	*	*	*	*	*	*	*	*	*	*	*	*	*	*	*
Saudi Arabia	*	*	*	*	*	*	*	*	*	*	5	31	38	29	26
Senegal	*	6	10	*	5	6	9	*	5	12	119	42	20	23	178
Serbia	*	*	*	*	8	*	*	*	*	*	*	32	26	36	20
Sierra Leone	21	10	31	23	12	25	12	25	11	21	26	66	84	340	217
Somalia	123	96	77	106	134	79	110	61	78	74	67	903	1.457	1.807	1.005
South Africa	*	*	*	*	*	*	*	*	*	*	*	7	17	19	16
South Sudan	*	*	*	*	*	5	*	*	*	*	*	16	7	25	15
Spain	*	*	*	*	*	*	*	*	*	*	*	*	*	6	*
Sri Lanka	*	*	*	*	*	9	6	5	*	5	6	20	31	38	47
Stateless	*	6	*	*	*	*	*	*	6	*	*	43	39	61	26
Sudan	39	28	42	42	67	10	101	48	50	29	24	135	195	809	480
Suriname	*	*	*	*	*	*	*	*	*	*	*	*	9	8	10
Swaziland	*	*	*	*	*	*	*	*	*	*	*	*	*	*	6
Sweden	*	*	*	*	*	*	*	*	*	*	*	*	*	*	*
Syrian Arab Republic	1.184	800	920	1.042	968	713	1.002	1.109	1.188	1.154	725	8.323	12.648	13.028	10.805
Taiwan	*	*	*	*	*	*	*	*	*	*	*	*	*	*	*
Tajikistan	*	*	*	*	*	*	*	*	11	5	*	17	48	34	34
Tanzania, United Republic of	*	*	*	*	*	*	*	*	*	*	*	5	11	20	23
Thailand	*	*	*	*	*	*	*	*	*	*	*	*	*	*	*
Togo	*	*	*	*	*	*	*	*	*	*	*	*	*	*	*
Trinidad and Tobago	*	*	6	*	*	*	*	*	*	*	*	9	19	7	11
Tunisia	36	23	29	10	33	23	32	36	23	32	27	264	285	429	304
Turkey	241	110	144	116	145	129	164	181	172	179	126	2.459	2.684	2.862	1.707
Turkmenistan	7	*	*	*	*	*	*	*	*	*	*	19	26	11	14
Uganda	31	26	18	25	28	23	25	12	18	32	25	57	192	284	263
Ukraine	38	49	47	27	52	36	48	47	46	27	9	71	1.060	601	426
United Arab Emirates	*	*	*	*	*	*	*	*	*	*	*	*	*	*	*
United Kingdom	*	*	*	*	*	*	*	*	*	*	*	*	8	*	9
United States of America	*	*	*	*	*	*	*	*	*	*	*	14	17	18	6
Unknown	123	105	121	130	158	103	133	120	104	112	97	829	1.113	1.231	1.306
Uruguay	*	*	*	*	*	*	*	*	*	*	*	*	*	*	*
Uzbekistan	5	10	5	*	*	*	*	*	7	7	5	22	58	53	48
Venezuela	11	16	10	*	17	12	12	19	25	28	30	72	175	167	184
Viet Nam	*	*	*	*	*	*	*	*	*	*	*	13	7	26	8
Yemen	132	162	178	128	129	80	61	55	62	43	16	1.189	2.428	1.982	1.046
Zambia	*	*	*	*	*	*	*	*	*	*	*	*	5	*	*
Zimbabwe	*	*	6	*	*	*	*	*	*	6	*	6	18	25	29
Other	*	*	*	*	*	*	*	*	*	*	*	30	13	*	*
<b>Totaal</b>	<b>3.257</b>	<b>2.692</b>	<b>3.060</b>	<b>2.883</b>	<b>2.825</b>	<b>2.047</b>	<b>2.608</b>	<b>2.636</b>	<b>2.932</b>	<b>2.740</b>	<b>2.365</b>	<b>24.686</b>	<b>35.535</b>	<b>38.377</b>	<b>30.045</b>

\* To conceal the lowest figures, all values between 0 and 4 are replaced by asterisk.  
Selection criterion for this table: all nationalities with at least 1 application in the current year.