



Immigratie- en Naturalisatiedienst  
Ministerie van Justitie en Veiligheid

## **Asylum Trends**

Monthly Report on Asylum Applications in The Netherlands

July 2024

## Colophon

**Title** Asylum Trends

**Subtitle** Monthly Report on Asylum Applications in The Netherlands  
Recent trends

**Author** Ministry of Justice and Security  
Immigration and Naturalisation Service (IND)  
IND Business Information Centre (BIC)  
Rijnstraat 8 | 2515 XP Den Haag  
Postbus 16275 | 2500 BG Den Haag

Migratie in beweging



EUROPESE UNIE  
Het Fonds voor asiel,  
migratie en integratie

# Contents

<i>Colophon</i>	2
-----------------	---

## **Asylum applications in The Netherlands**

Total asylum applications in The Netherlands	4
First asylum applications in The Netherlands	5
Repeated asylum applications in The Netherlands	6
Family reunification in The Netherlands	7
Unaccompanied minor asylum seekers in The Netherlands	8
Monthly first asylum applications in The Netherlands	9

## **Appendix**

Appendix: Relocation and Resettlement

**Total asylum influx in The Netherlands (first applications, repeated applications, family reunification influx)**  
Source: METIS

Top 10 Last thirteen months **total** asylum applications in The Netherlands

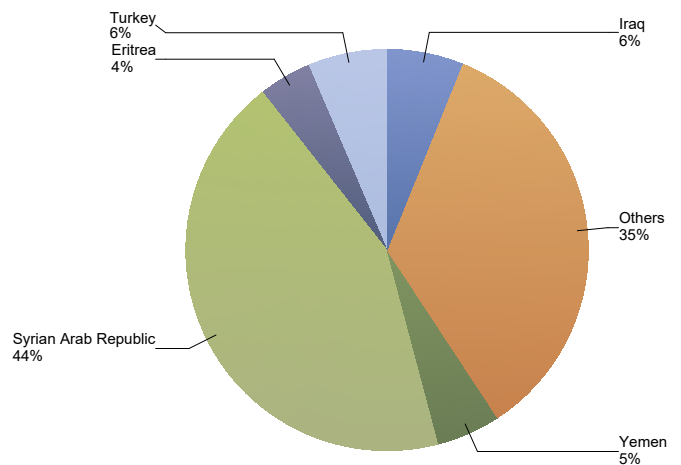
Total 2022	Total 2023	Country of citizenship	2023							2024							Last 12 months	Perc	
			Jul	Aug	Sep	Oct	Nov	Dec	Total	Jan	Feb	Mar	Apr	May	Jun	Jul			Total
19.989	19.803	Syrian Arab Republic	1.879	1.916	2.284	2.712	2.304	1.897	12.992	1.909	1.628	1.707	1.705	1.665	1.380	1.659	11.653	22.766	44%
3.802	4.038	Turkey	425	379	380	566	381	327	2.458	277	187	186	134	173	169	192	1.318	3.351	6%
933	1.856	Iraq	121	87	108	130	187	430	1.063	237	441	618	507	207	122	126	2.258	3.200	6%
2.813	2.809	Yemen	252	216	249	301	267	231	1.516	218	231	257	188	228	142	152	1.416	2.680	5%
1.935	2.602	Eritrea	296	240	238	261	281	227	1.543	174	126	103	125	177	129	128	962	2.209	4%
1.277	1.371	Unknown	106	109	121	155	155	126	772	169	128	158	165	178	128	158	1.084	1.750	3%
1.624	1.942	Somalia	219	149	109	134	177	133	921	143	110	85	130	147	106	134	855	1.557	3%
1.264	1.644	Algeria	132	123	108	145	180	135	823	169	101	80	92	91	66	75	674	1.365	3%
253	845	Sudan	47	43	73	267	172	85	687	41	28	44	45	73	15	103	349	989	2%
1.135	1.255	Iran (Islamic Republic of)	95	55	99	93	81	100	523	77	65	59	83	83	56	63	486	914	2%
12.966	11.727	Others	974	923	914	1.275	1.208	1.175	6.469	962	855	943	774	895	765	855	6.049	11.544	22%
47.991	49.892	Total	4.546	4.240	4.683	6.039	5.393	4.866	29.767	4.376	3.900	4.240	3.948	3.917	3.078	3.645	27.104	52.325	100%

\* To conceal the lowest figures, all values between 0 and 4 are replaced by asterisk.

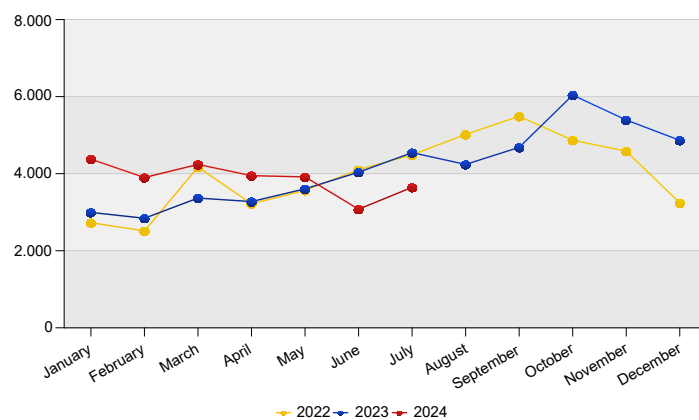
Top Total asylum applications in The Netherlands July 2024

	Country of citizenship		%
1	Syrian Arab Republic	1.659	46%
2	Turkey	192	5%
3	Unknown	158	4%
4	Yemen	152	4%
5	Somalia	134	4%
6	Eritrea	128	4%
7	Iraq	126	3%
8	Sudan	103	3%
9	Nigeria	98	3%
10	Algeria	75	2%
	Others	820	22%
<b>Total July 2024</b>		<b>3.645</b>	<b>100%</b>

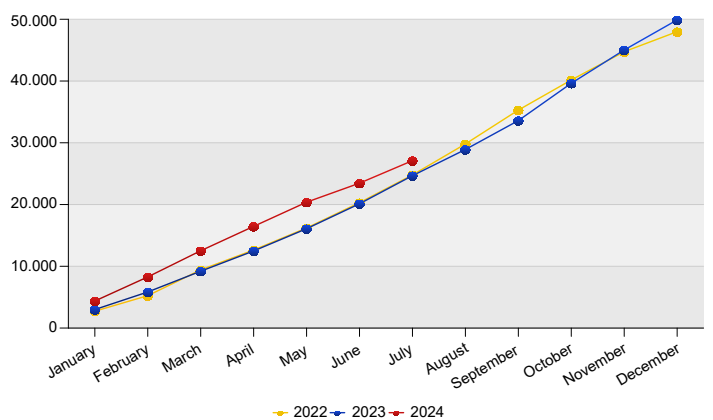
Top Nationalities total applications last twelve months  
Period: Aug 2023 - Jul 2024  
Number of total asylum applications: 52.325



Total asylum applications in The Netherlands



Cumulative development of total asylum applications in The Netherlands



**First asylum applications in The Netherlands**  
Source: METIS

Top 10 Last thirteen months **first** asylum applications in The Netherlands

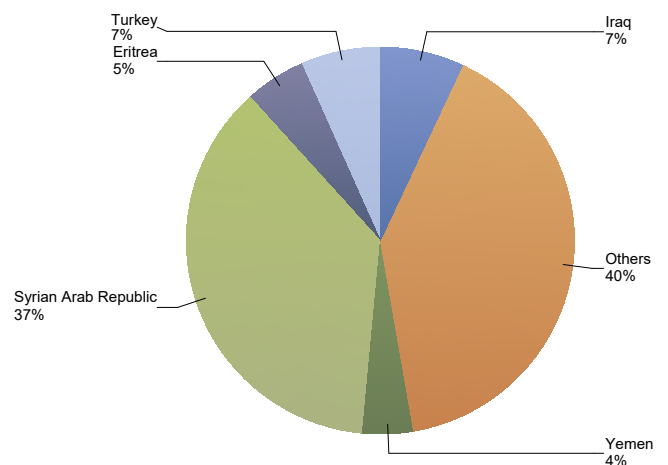
Total 2022	Total 2023 **	Country of citizenship	2023							2024							Last 12 months	Perc	
			Jul	Aug	Sep	Oct	Nov	Dec	Total	Jan	Feb	Mar	Apr	May	Jun	Jul			Total
12.648	13.028	Syrian Arab Republic	1.279	1.368	1.672	2.118	1.462	1.196	9.095	1.184	800	920	1.042	968	713	1.003	6.630	14.446	37%
671	1.495	Iraq	111	41	89	95	163	402	901	210	403	579	450	138	85	84	1.949	2.739	7%
2.684	2.862	Turkey	312	304	259	452	298	259	1.884	241	110	144	116	145	129	164	1.049	2.621	7%
1.365	2.345	Eritrea	294	235	221	242	257	210	1.459	142	104	92	98	165	103	107	811	1.976	5%
2.428	1.982	Yemen	180	113	120	236	159	163	971	132	162	178	128	129	80	61	870	1.661	4%
1.113	1.231	Unknown	104	107	116	131	132	104	694	123	105	121	130	158	103	133	873	1.463	4%
1.457	1.807	Somalia	209	141	106	112	152	123	843	123	96	77	106	134	79	110	725	1.359	3%
1.206	1.556	Algeria	123	113	102	135	170	129	772	157	83	58	68	68	53	66	553	1.202	3%
195	809	Sudan	41	40	68	262	168	83	662	39	28	42	42	67	10	101	329	950	2%
702	1.122	Iran (Islamic Republic of)	83	50	90	87	71	96	477	69	59	50	73	72	50	59	432	826	2%
11.066	10.140	Others	830	800	789	1.140	1.103	1.063	5.725	833	740	800	628	772	647	696	5.116	10.011	26%
35.535	38.377	Total	3.566	3.312	3.632	5.010	4.135	3.828	23.483	3.253	2.690	3.061	2.881	2.816	2.052	2.584	19.337	39.254	100%

\* To conceal the lowest figures, all values between 0 and 4 are replaced by asterisk.

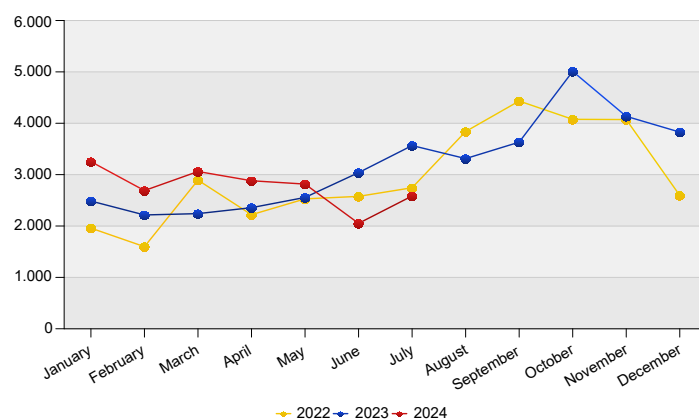
Top First asylum applications in The Netherlands  
July 2024

	Country of citizenship		%
1	Syrian Arab Republic	1.003	39%
2	Turkey	164	6%
3	Unknown	133	5%
4	Somalia	110	4%
5	Eritrea	107	4%
6	Sudan	101	4%
7	Iraq	84	3%
8	Nigeria	76	3%
9	Algeria	66	3%
10	Yemen	61	2%
	Others	679	26%
<b>Total July 2024</b>		<b>2.584</b>	<b>100%</b>

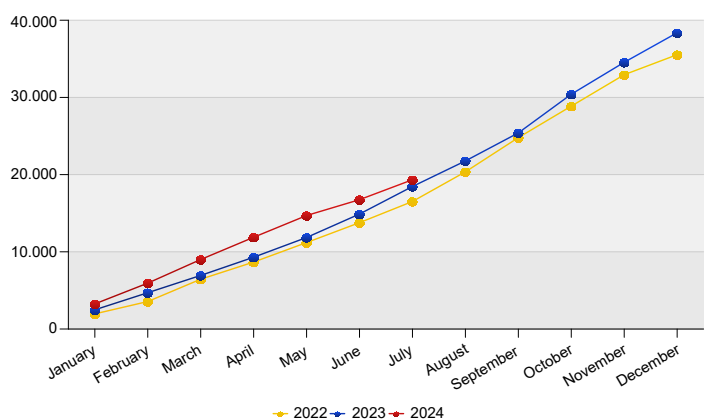
Top Nationalities first applications last twelve months  
Period: Aug 2023 - Jul 2024  
Number of first asylum applications: 39.254



First asylum applications in The Netherlands



Cumulative development of first asylum applications in The Netherlands



**Repeated asylum applications in The Netherlands**  
Source: METIS

Top 10 Last thirteen months repeated asylum applications in The Netherlands

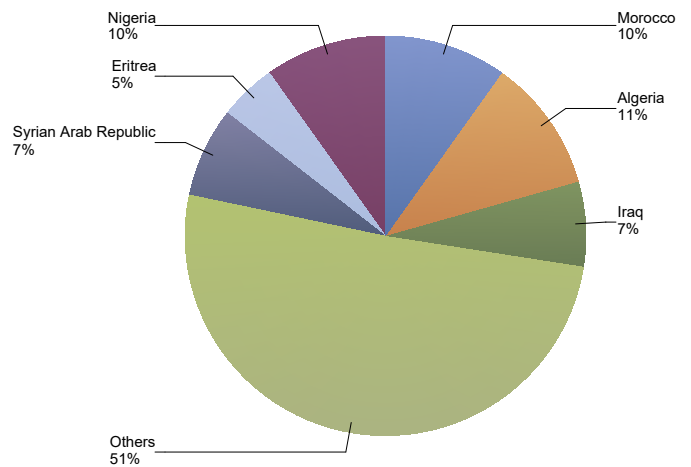
Total 2022	Total 2023	Country of citizenship	2023							2024							Last 12 months	Perc	
			Jul	Aug	Sep	Oct	Nov	Dec	Total	Jan	Feb	Mar	Apr	May	Jun	Jul			Total
54	87	Algeria	9	10	6	10	9	6	50	12	18	22	24	23	12	9	120	161	11%
54	149	Morocco	9	15	18	14	11	8	75	15	7	13	12	10	13	11	81	147	10%
151	150	Nigeria	13	11	8	15	9	12	68	16	22	6	8	14	7	19	92	147	10%
103	81	Syrian Arab Republic	9	*	*	*	11	8	38	9	7	10	5	14	12	22	79	108	7%
132	105	Iraq	6	22	9	*	8	5	50	5	9	7	*	14	10	10	58	102	7%
43	62	Eritrea	*	*	7	6	8	9	33	7	6	5	12	*	*	*	36	69	5%
25	40	Gambia	*	7	*	*	7	*	27	*	6	*	*	*	*	*	22	47	3%
35	35	Egypt	*	*	*	9	5	*	22	*	*	5	10	*	*	*	24	46	3%
42	44	Somalia	6	*	*	6	5	*	23	5	*	*	6	*	5	*	27	44	3%
218	93	Iran (Islamic Republic of)	12	*	7	*	6	*	33	*	*	5	*	*	*	*	19	40	3%
672	544	Others	65	49	37	49	40	36	276	70	57	49	39	48	44	64	371	582	39%
1.529	1.390	Total	131	127	101	119	119	98	695	146	139	127	125	131	115	146	929	1.493	100%

\* To conceal the lowest figures, all values between 0 and 4 are replaced by asterisk.

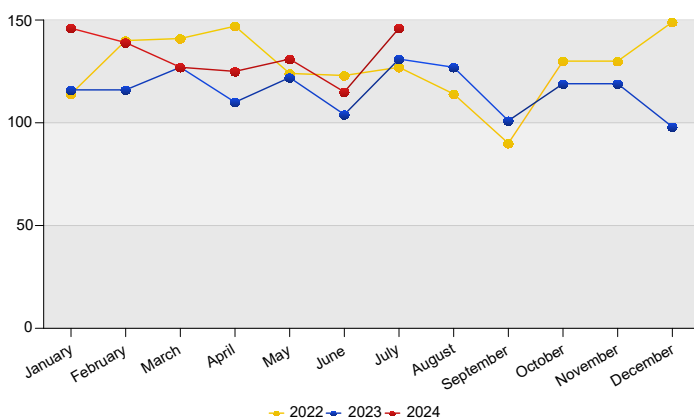
Top Repeated asylum applications in The Netherlands July 2024

Country of citizenship			%
1	Syrian Arab Republic	22	15%
2	Nigeria	19	13%
3	Morocco	11	8%
4	Iraq	10	7%
5	Algeria	9	6%
	Others	75	51%
<b>Total July 2024</b>		<b>146</b>	<b>100%</b>

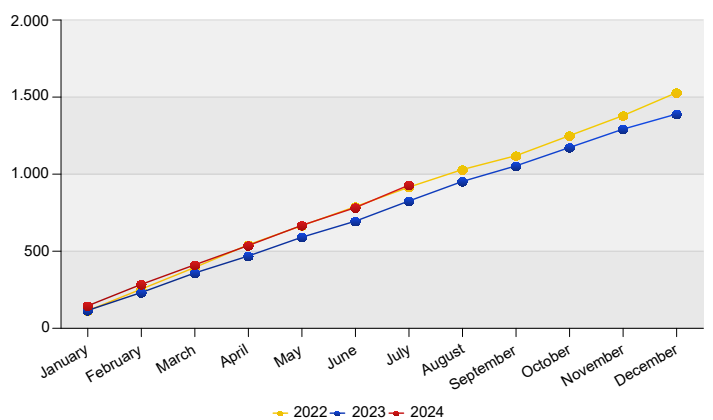
Top Nationalities repeated asylum applications last twelve months  
Period: Aug 2023 - Jul 2024  
Number of repeated asylum applications: 1.493



Repeated asylum applications in The Netherlands



Cumulative development of repeated asylum applications in The Netherlands



**Influx of family reunification in The Netherlands (Council Directive 2003/86/EC Chapter V)**  
 Source: METIS

Top 10 Last thirteen months Influx of family reunification in The Netherlands

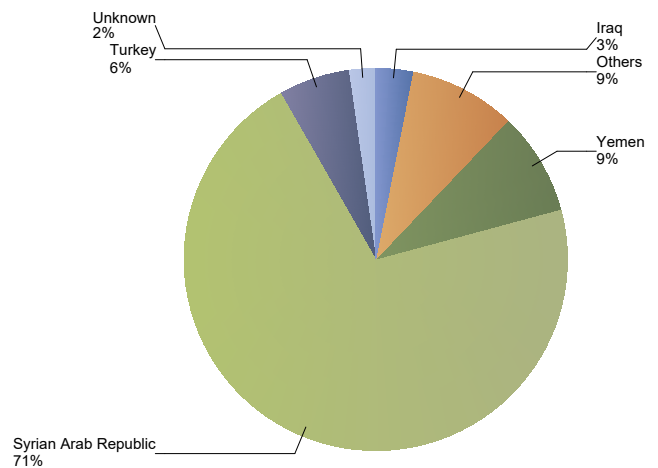
Total 2022	Total 2023	Country of citizenship	2023							2024							Last 12 months	Perc	
			Jul	Aug	Sep	Oct	Nov	Dec	Total	Jan	Feb	Mar	Apr	May	Jun	Jul			Total
7.238	6.694	<b>Syrian Arab Republic</b>	591	545	609	590	831	693	3.859	716	821	777	658	683	655	634	4.944	8.212	71%
377	822	<b>Yemen</b>	72	103	128	64	105	68	540	82	67	79	60	99	62	90	539	1.007	9%
1.094	1.144	<b>Turkey</b>	111	70	120	113	82	58	554	32	72	42	15	26	34	28	249	692	6%
130	256	<b>Iraq</b>	*	24	10	35	16	23	112	22	29	32	54	55	27	32	251	359	3%
140	119	<b>Unknown</b>	*	*	*	24	19	21	70	43	15	36	35	20	23	23	195	265	2%
527	195	<b>Eritrea</b>	*	*	10	13	16	8	51	25	16	6	15	12	23	18	115	164	1%
159	190	<b>Afghanistan</b>	13	*	30	10	5	12	72	11	*	29	21	15	8	18	102	161	1%
125	91	<b>Somalia</b>	*	7	*	16	20	7	55	15	10	5	18	11	22	22	103	154	1%
137	91	<b>Pakistan</b>	10	17	*	5	7	9	51	6	7	9	12	8	21	17	80	121	1%
370	118	<b>Stateless</b>	10	8	14	*	*	*	39	5	7	10	12	*	*	*	38	67	1%
630	405	<b>Others</b>	32	21	21	37	38	37	186	20	27	27	42	40	33	33	222	376	3%
10.927	10.125	<b>Total</b>	<b>849</b>	<b>801</b>	<b>950</b>	<b>910</b>	<b>1.139</b>	<b>940</b>	<b>5.589</b>	<b>977</b>	<b>1.071</b>	<b>1.052</b>	<b>942</b>	<b>970</b>	<b>911</b>	<b>915</b>	<b>6.838</b>	<b>11.578</b>	<b>100%</b>

\* To conceal the lowest figures, all values between 0 and 4 are replaced by asterisk.

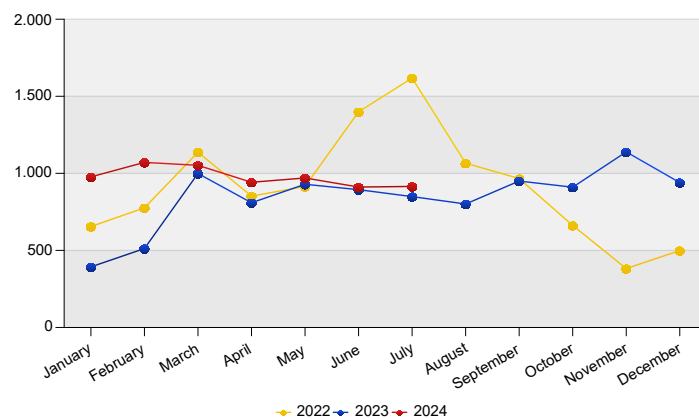
Top Influx of family reunification in The Netherlands July 2024

Country of citizenship		%
1 Syrian Arab Republic	634	69%
2 Yemen	90	10%
3 Iraq	32	3%
4 Turkey	28	3%
5 Unknown	23	3%
Others	108	12%
<b>Total July 2024</b>	<b>915</b>	<b>100%</b>

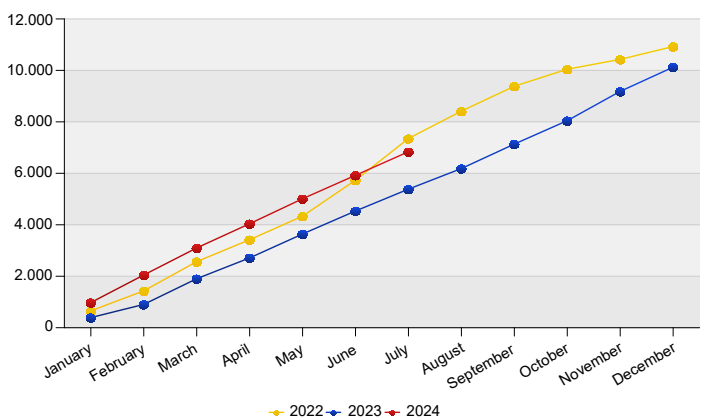
Top Nationalities Influx of family reunification last twelve months  
 Period: Aug 2023 - Jul 2024  
 Number of influx family reunification: 11.578



Influx of family reunification in The Netherlands



Cumulative development of Influx of family reunification in The Netherlands



**Influx of indicated unaccompanied minor asylum seekers in The Netherlands**  
Source: METIS

Top 10 Unaccompanied minor asylum applications in The Netherlands

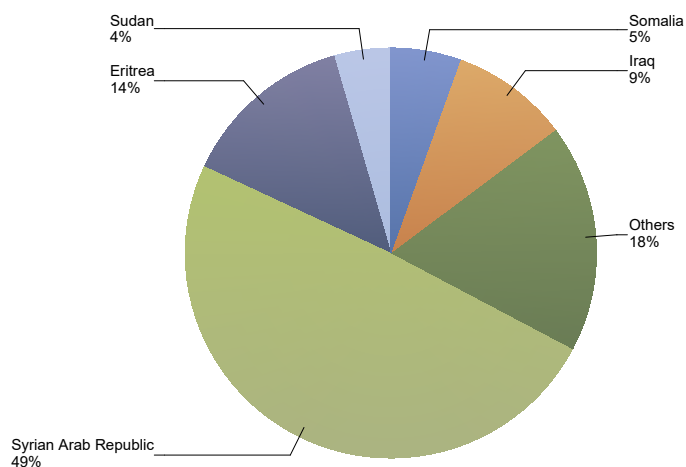
Total 2022	Total 2023	Country of citizenship	2023						2024							Last 12 months	Perc		
			Jul	Aug	Sep	Oct	Nov	Dec	Total	Jan	Feb	Mar	Apr	May	Jun			Jul	Total
2.427	2.797	Syrian Arab Republic	259	367	578	539	241	150	2.134	164	149	159	161	155	129	175	1.092	2.967	49%
606	1.030	Eritrea	138	98	136	136	130	69	707	46	25	31	33	49	26	41	251	820	14%
93	335	Iraq	28	*	21	14	31	72	170	38	82	137	112	21	19	9	418	560	9%
319	482	Somalia	41	37	34	38	40	26	216	27	17	12	27	26	23	24	156	331	5%
20	241	Sudan	*	7	33	119	56	12	228	8	*	*	9	8	*	12	43	270	4%
*	90	Gambia	13	11	10	8	19	18	79	20	19	29	26	17	25	26	162	228	4%
50	99	Ethiopia	5	8	6	12	23	25	79	5	11	7	9	15	8	21	76	150	2%
188	171	Yemen	*	11	18	19	14	17	83	*	9	8	10	11	*	8	51	130	2%
72	71	Unknown	8	5	11	12	7	6	49	6	7	11	9	9	*	10	55	96	2%
72	81	Algeria	*	6	5	7	13	15	50	8	*	*	5	*	*	*	27	73	1%
145	100	Afghanistan	10	8	15	11	7	8	59	7	*	*	*	*	*	*	18	67	1%
212	307	Others	21	41	47	52	39	33	233	10	28	23	12	18	11	25	127	339	6%
4.207	5.804	Total	532	603	914	967	620	451	4.087	342	357	423	415	332	250	357	2.476	6.031	100%

\* To conceal the lowest figures, all values between 0 and 4 are replaced by asterisk.

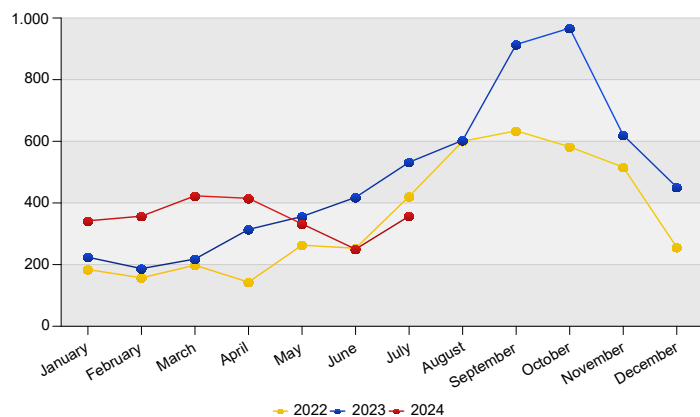
Top Unaccompanied minor asylum applications in The Netherlands July 2024

Country of citizenship			%
1	Syrian Arab Republic	175	49%
2	Eritrea	41	11%
3	Gambia	26	7%
4	Somalia	24	7%
5	Ethiopia	21	6%
	Others	70	20%
<b>Total July 2024</b>		<b>357</b>	<b>100%</b>

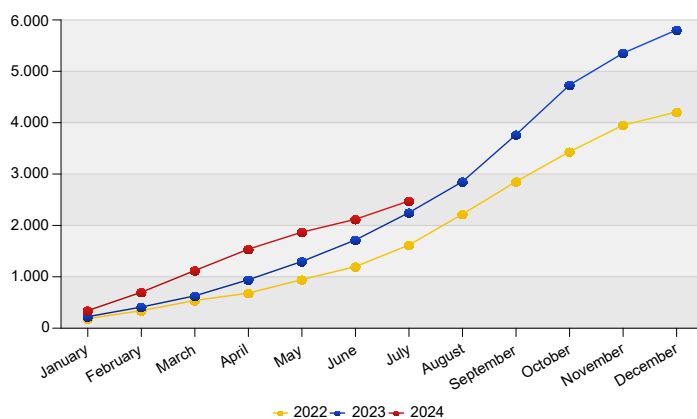
Top Nationalities unaccompanied minor asylum applications last twelve months  
Period: Aug 2023 - Jul 2024  
Number of unaccompanied minor asylum applications: 6.031



Unaccompanied minor asylum applications in The Netherlands



Cumulative development of Unaccompanied minor asylum applications in The Netherlands





**Monthly First Asylum Applications in The Netherlands in 2024**

Source: METIS

Country of citizenships	Jan	Feb	Mar	Apr	May	Jun	Jul	2021	2022	2023	2024
Afghanistan	55	36	28	28	42	34	48	3.006	2.732	669	271
Albania	*	*	*	*	*	*	*	54	52	28	5
Algeria	157	83	58	68	68	53	66	1.105	1.206	1.556	553
Angola	*	5	*	*	*	*	*	5	17	26	22
Argentina	*	*	*	*	*	*	*	6	5	*	*
Armenia	*	*	*	*	*	*	*	33	50	50	14
Australia	*	*	*	*	*	*	*	*	*	*	*
Azerbaijan	12	11	26	5	12	5	9	78	127	121	80
Bahrain	*	*	*	*	*	*	*	*	5	9	*
Bangladesh	*	*	*	7	6	*	5	11	18	20	25
Barbados	*	*	*	*	*	*	*	*	*	*	*
Belarus	5	7	*	*	7	*	*	86	94	82	27
Belgium	*	*	*	*	*	*	*	*	*	*	*
Benin	*	*	*	*	*	*	*	*	9	25	6
Bolivia	*	*	*	*	*	*	*	*	7	6	5
Bosnia and Herzegovina	*	5	*	*	*	*	*	5	15	10	7
Brazil	*	*	*	*	*	*	*	17	12	9	12
Bulgaria	*	*	*	*	*	*	*	*	*	*	*
Burkina Faso	*	*	*	*	*	*	*	8	*	9	8
Burundi	*	*	*	*	*	*	*	*	16	6	*
Cambodia	*	*	*	*	*	*	*	*	*	*	*
Cameroon	*	14	*	*	5	*	*	17	24	58	35
Canada	*	*	*	*	*	*	*	*	*	*	*
Central African Republic	*	*	*	*	*	*	*	*	*	*	*
Chad	*	*	*	*	*	*	*	17	10	14	5
Chile	*	*	*	*	*	*	*	*	7	5	*
China (including Hong Kong)	20	19	12	11	11	17	35	153	151	409	125
Colombia	45	45	53	54	39	49	39	187	519	588	324
Comoros	*	*	*	*	*	*	*	*	*	*	*
Congo, the Democratic Republic of the	*	*	*	*	*	*	*	11	27	28	11
Congo, the Republic of the	*	*	*	*	*	*	*	25	22	23	14
Cote d'Ivoire	*	*	6	*	*	*	*	11	10	31	20
Croatia	*	*	*	*	*	*	*	*	*	*	*
Cuba	*	5	*	*	*	*	*	17	13	12	15
Czech Republic	*	*	*	*	*	*	*	*	*	*	*
Denmark	*	*	*	*	*	*	*	*	*	*	*
Djibouti	*	*	*	*	*	*	*	*	*	6	5
Dominica	*	*	*	*	*	*	*	*	*	*	*
Dominican Republic	*	*	*	*	*	*	*	*	7	13	*
Ecuador	*	*	*	*	23	9	*	*	*	28	42
Egypt	27	19	23	30	19	14	19	146	262	321	151
El Salvador	*	*	*	*	*	*	*	33	75	22	6
Equatorial Guinea	*	*	*	*	*	*	*	*	*	*	*
Eritrea	142	104	92	98	165	103	107	768	1.365	2.345	811
Estonia	*	*	*	*	*	*	*	*	*	*	*
Ethiopia	17	35	25	23	42	34	55	167	305	323	231
Finland	*	*	*	*	*	*	*	*	*	*	*
France	*	*	*	*	*	*	*	*	5	*	7
Gabon	*	*	*	*	*	*	*	*	*	*	*
Gambia	35	37	39	47	28	36	41	140	102	209	263
Georgia	10	*	12	10	17	7	*	89	156	119	63
Germany	*	*	*	*	*	*	*	9	*	7	*
Ghana	9	6	*	9	*	*	6	40	35	57	42
Greece	*	*	*	*	*	*	*	*	*	*	*
Guatemala	*	*	*	*	*	*	*	*	*	*	*
Guinea	27	16	16	11	16	13	11	79	95	163	110
Guinea-Bissau	*	*	*	*	*	*	*	*	*	6	*
Guyana	*	*	*	*	*	*	*	*	5	*	*
Haiti	*	*	*	*	*	*	*	15	10	23	5
Honduras	*	*	*	*	*	*	*	8	*	11	*
Hungary	*	*	*	*	*	*	*	*	*	*	*
India	5	9	11	*	15	6	6	120	123	149	53
Indonesia	*	*	*	*	*	*	*	6	*	*	*
Iran (Islamic Republic of)	69	59	50	73	72	50	59	263	702	1.122	432
Iraq	210	403	579	450	138	85	84	746	671	1.495	1.949
Israel	*	*	*	*	*	*	*	*	*	14	11
Italy	*	*	*	*	*	*	*	*	*	7	*
Jamaica	*	*	*	*	5	*	*	18	17	22	10
Japan	*	*	*	*	*	*	*	*	*	*	*
Jordan	9	8	10	*	6	14	5	19	85	117	54
Kazakhstan	*	*	7	*	*	*	*	13	41	47	17

**Monthly First Asylum Applications in The Netherlands in 2024**

Source: METIS

Country of citizenships	Jan	Feb	Mar	Apr	May	Jun	Jul	2021	2022	2023	2024
Kenya	7	*	*	7	*	*	*	*	18	56	22
Korea, Republic of	*	*	*	*	*	*	*	7	*	*	*
Kosovo	*	*	*	*	*	*	*	*	9	9	*
Kuwait	*	*	*	*	*	*	*	*	9	10	*
Kyrgyzstan	*	*	*	*	*	*	*	*	18	7	6
Lao People's Democratic Republic	*	*	*	*	*	*	*	*	*	*	*
Latvia	*	*	*	*	*	*	*	*	*	*	*
Lebanon	13	*	7	*	*	7	*	69	65	78	38
Liberia	*	*	7	*	*	*	*	10	9	21	21
Libyan Arab Jamahiriya	14	15	12	13	9	8	10	124	193	241	81
Lithuania	*	*	*	*	*	*	*	*	*	*	*
Madagascar	*	*	*	*	*	*	*	*	*	*	*
Malawi	*	*	*	*	*	*	*	*	*	5	5
Malaysia	*	*	*	*	*	*	*	10	*	*	*
Maldives	*	*	*	*	*	*	*	*	*	*	*
Mali	*	*	*	*	*	*	*	23	20	26	17
Mauritania	*	*	*	*	*	*	*	5	*	*	*
Mauritius	*	*	*	*	*	*	*	*	*	*	*
Mexico	*	*	*	*	*	*	*	16	14	13	7
Moldova, Republic of	70	57	52	35	22	23	8	40	205	652	267
Monaco	*	*	*	*	*	*	*	*	*	*	*
Mongolia	*	*	*	*	6	*	*	8	5	12	9
Morocco	56	58	51	32	62	44	53	907	721	884	356
Mozambique	*	*	*	*	*	*	*	*	*	*	*
Myanmar	9	*	*	*	*	5	8	16	58	50	26
Namibia	*	*	*	*	*	*	*	*	*	8	*
Nepal	*	*	*	*	*	*	*	*	9	6	5
Netherlands	*	*	*	*	*	*	*	*	*	12	20
Nicaragua	*	*	*	*	*	*	*	*	67	22	13
Niger	*	*	*	*	*	5	*	16	18	34	14
Nigeria	66	63	63	56	73	45	76	418	521	656	442
Oman	*	*	*	*	*	*	*	*	*	5	*
Pakistan	62	31	30	38	26	41	31	443	877	637	259
Palestinian Territory, Occupied	*	*	*	*	*	*	7	17	32	28	22
Panama	*	*	*	*	*	*	*	*	*	*	5
Paraguay	*	*	*	*	*	*	*	*	*	*	*
Peru	*	*	7	*	*	*	*	6	19	63	16
Philippines	*	*	*	*	*	*	*	*	*	*	7
Poland	*	*	*	*	*	*	*	*	8	7	5
Qatar	*	*	*	*	*	*	*	*	*	*	*
Republic of North Macedonia	*	*	*	*	5	*	*	15	14	20	13
Romania	*	*	*	*	*	*	*	*	*	*	6
Russian Federation	21	21	34	17	21	18	17	205	590	330	149
Rwanda	*	*	*	*	*	*	*	9	6	11	*
Saint Lucia	*	*	*	*	*	*	*	*	*	*	*
Saint Vincent and the Grenadines	*	*	*	*	*	*	*	*	*	*	*
Sao Tome and Principe	*	*	*	*	*	*	*	*	*	*	*
Saudi Arabia	*	*	*	*	*	*	*	31	38	29	15
Senegal	*	6	10	5	5	6	9	42	20	23	43
Serbia	*	*	*	*	8	*	*	32	26	36	16
Sierra Leone	21	10	31	23	12	25	12	66	84	340	134
Somalia	123	96	77	106	134	79	110	903	1.457	1.807	725
South Africa	*	*	*	*	*	*	*	7	17	19	12
South Sudan	*	*	*	*	*	5	*	16	7	25	13
Spain	*	*	*	*	*	*	*	*	*	6	*
Sri Lanka	*	*	*	*	*	9	6	20	31	38	30
Stateless	*	6	*	*	*	*	*	43	39	61	16
Sudan	39	28	42	42	67	10	101	135	195	809	329
Suriname	*	*	*	*	*	*	*	*	9	8	9
Swaziland	*	*	*	*	*	*	*	*	*	*	*
Sweden	*	*	*	*	*	*	*	*	*	*	*
Syrian Arab Republic	1.184	800	920	1.042	968	713	1.003	8.323	12.648	13.028	6.630
Taiwan	*	*	*	*	*	*	*	*	*	*	*
Tajikistan	*	*	*	*	*	*	*	17	48	34	13
Tanzania, United Republic of	*	*	*	*	*	*	*	5	11	20	13
Thailand	*	*	*	*	*	*	*	*	*	*	*
Togo	*	*	*	*	*	*	*	*	*	*	*
Trinidad and Tobago	*	*	6	*	*	*	*	9	19	7	11
Tunisia	36	23	29	10	33	23	32	264	285	429	186
Turkey	241	110	144	116	145	129	164	2.459	2.684	2.862	1.049
Turkmenistan	7	*	*	*	*	*	*	19	26	11	11

**Monthly First Asylum Applications in The Netherlands in 2024**

Source: METIS

Country of citizenships	Jan	Feb	Mar	Apr	May	Jun	Jul	2021	2022	2023	2024
Uganda	31	26	18	25	28	23	25	57	192	284	176
Ukraine	34	43	47	24	43	36	25	71	1.060	601	252
United Arab Emirates	*	*	*	*	*	*	*	*	*	*	*
United Kingdom	*	*	*	*	*	*	*	*	8	*	5
United States of America	*	*	*	*	*	*	*	14	17	18	*
Unknown	123	105	121	130	158	103	133	829	1.113	1.231	873
Uruguay	*	*	*	*	*	*	*	*	*	*	*
Uzbekistan	5	10	5	*	*	*	*	22	58	53	27
Venezuela	11	16	10	*	17	12	12	72	175	167	82
Viet Nam	*	*	*	*	*	*	*	13	7	26	*
Yemen	132	162	178	128	129	80	61	1.189	2.428	1.982	870
Zambia	*	*	*	*	*	*	*	*	5	*	*
Zimbabwe	*	*	6	*	*	*	*	6	18	25	22
Other	*	*	*	*	*	*	*	32	18	*	*
<b>Totaal</b>	<b>3.253</b>	<b>2.690</b>	<b>3.061</b>	<b>2.881</b>	<b>2.816</b>	<b>2.052</b>	<b>2.584</b>	<b>24.686</b>	<b>35.535</b>	<b>38.377</b>	<b>19.337</b>

\* To conceal the lowest figures, all values between 0 and 4 are replaced by asterisk.  
Selection criterion for this table: all nationalities with at least 1 application in the current year.