



Immigratie- en Naturalisatiedienst  
*Ministerie van Justitie en Veiligheid*

## **Asylum Trends**

Monthly Report on Asylum Applications in The Netherlands

April 2026

## Colophon

<b>Title</b>	Asylum Trends
<b>Subtitle</b>	Monthly Report on Asylum Applications in The Netherlands Recent trends
<b>Author</b>	Ministry of Justice and Security Immigration and Naturalisation Service (IND) IND Business Information Centre (BIC) Rijnstraat 8   2515 XP Den Haag Postbus 16275   2500 BG Den Haag

Migratie in beweging



EUROPESE UNIE  
Het Fonds voor asiel,  
migratie en integratie

# Contents

<i>Colophon</i>	2
-----------------	---

## **Asylum applications in The Netherlands**

Total asylum applications in The Netherlands	4
First asylum applications in The Netherlands	5
Repeated asylum applications in The Netherlands	6
Family reunification in The Netherlands	7
Unaccompanied minor asylum seekers in The Netherlands	8
Monthly first asylum applications in The Netherlands	9

## **Appendix**

Appendix: Relocation and Resettlement

Appendix: Eurostat

**Total asylum influx in The Netherlands (first applications, repeated applications, family reunification influx)**  
 Source: METIS

Top 10 Last thirteen months **total** asylum applications in The Netherlands

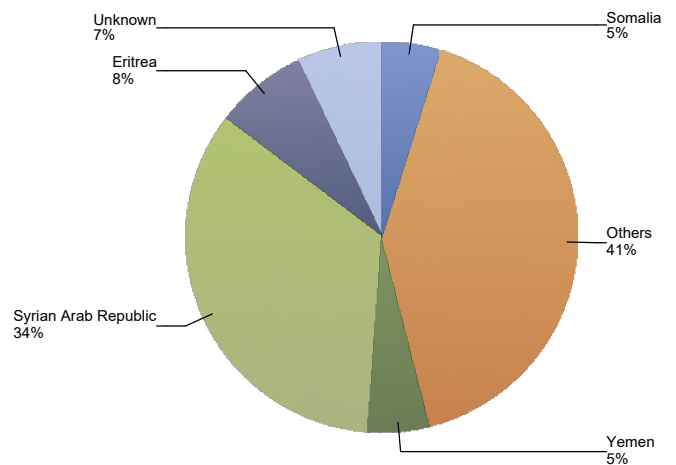
Total 2024	Total 2025	Country of citizenship	2025												2026					Last 12 months	Perc
			Apr	May	Jun	Jul	Aug	Sep	Oct	Nov	Dec	Total	Jan	Feb	Mar	Apr	Total				
20.368	15.505	Syrian Arab Republic	1.193	1.156	1.133	1.341	1.331	1.344	1.381	1.161	1.425	11.465	1.167	1.216	1.591	1.330	5.304	15.576	34%		
1.707	3.491	Eritrea	185	484	591	311	307	468	302	313	227	3.188	95	84	134	125	438	3.441	8%		
1.734	1.896	Unknown	105	105	123	150	178	213	224	319	1.633	410	440	369	480	1.699	3.227	7%			
1.920	1.988	Yemen	67	86	207	276	277	231	241	178	194	1.757	143	126	184	183	636	2.326	5%		
1.334	1.781	Somalia	123	133	146	147	116	188	198	238	266	1.555	170	175	225	157	727	2.159	5%		
2.377	1.992	Turkey	123	128	153	196	173	209	174	213	178	1.547	139	156	153	145	593	2.017	4%		
1.219	1.457	Algeria	99	74	70	102	131	149	164	210	197	1.196	157	110	90	96	453	1.550	3%		
551	820	Sudan	33	35	41	60	65	123	98	157	163	775	99	167	230	269	765	1.507	3%		
666	1.076	Pakistan	81	66	69	92	114	162	113	102	82	881	117	76	82	78	353	1.153	3%		
666	995	Afghanistan	89	82	75	93	78	103	87	91	126	824	93	86	79	61	319	1.054	2%		
13.097	11.334	Others	812	764	839	1.076	916	1.183	1.130	1.050	1.077	8.847	971	870	837	802	3.480	11.515	25%		
45.639	42.335	Total	2.910	3.113	3.447	3.844	3.686	4.373	4.104	3.937	4.254	33.668	3.561	3.506	3.974	3.726	14.767	45.525	100%		

\* To conceal the lowest figures, all values between 0 and 4 are replaced by asterisk.

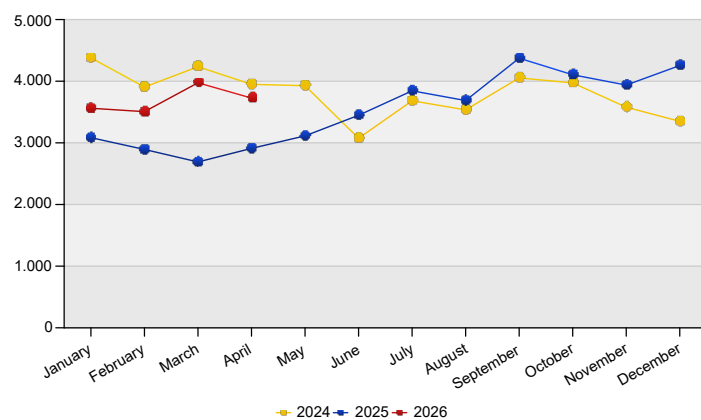
Top Total asylum applications in The Netherlands April 2026

	Country of citizenship		%
1	Syrian Arab Republic	1.330	36%
2	Unknown	480	13%
3	Sudan	269	7%
4	Yemen	183	5%
5	Somalia	157	4%
6	Turkey	145	4%
7	Eritrea	125	3%
8	Algeria	96	3%
9	Pakistan	78	2%
10	Nigeria	73	2%
	Others	790	21%
<b>Total April 2026</b>		<b>3.726</b>	<b>100%</b>

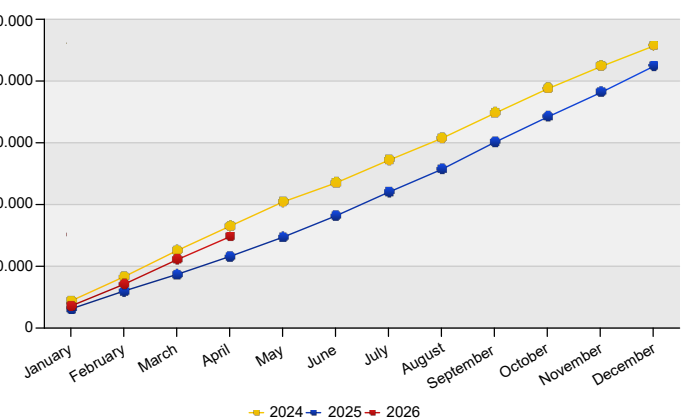
Top Nationalities total applications last twelve months  
 Period: May 2025 - Apr 2026  
 Number of total asylum applications: 45.525



Total asylum applications in The Netherlands



Cumulative development of total asylum applications in The Netherlands



**First asylum applications in The Netherlands**  
Source: METIS

Top 10 Last thirteen months **first** asylum applications in The Netherlands

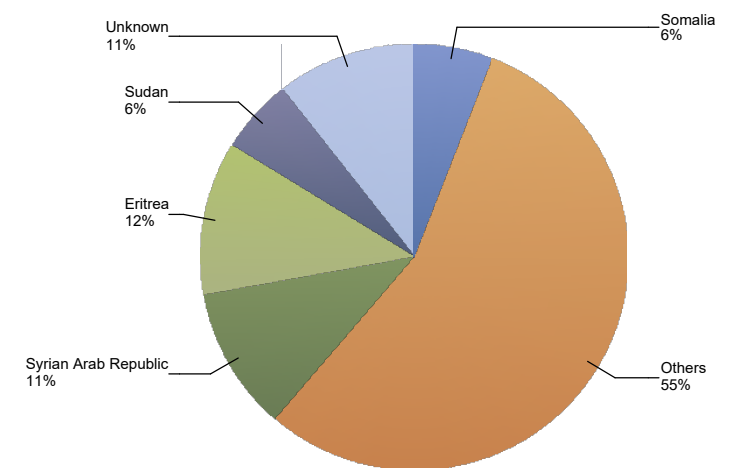
Total 2024	Total 2025 **	Country of citizenship	2025												2026					Last 12 months	Perc
			Apr	May	Jun	Jul	Aug	Sep	Oct	Nov	Dec	Total	Jan	Feb	Mar	Apr	Total				
1.464	3.129	Eritrea	154	463	559	279	277	432	274	275	185	2.898	68	53	73	83	277	3.021	12%		
11.526	3.280	Syrian Arab Republic	194	209	196	255	251	351	312	268	305	2.341	211	164	154	161	690	2.837	11%		
1.412	1.504	Unknown	48	89	99	109	150	183	188	168	293	1.327	357	391	319	432	1.499	2.778	11%		
1.076	1.289	Somalia	94	85	101	101	96	139	138	201	188	1.143	99	105	157	124	485	1.534	6%		
522	796	Sudan	33	35	39	53	62	122	96	150	161	751	97	162	227	265	751	1.469	6%		
1.868	1.468	Turkey	99	99	110	125	131	157	134	162	128	1.145	102	110	99	93	404	1.450	6%		
952	1.205	Algeria	84	56	51	84	104	126	145	183	171	1.004	135	83	74	77	369	1.289	5%		
770	813	Nigeria	58	69	60	72	54	74	97	52	57	593	79	79	75	52	285	820	3%		
491	758	Afghanistan	72	62	53	77	54	71	74	75	86	624	64	75	71	53	263	815	3%		
489	689	Pakistan	58	39	44	61	60	108	68	63	64	565	94	52	54	60	260	767	3%		
11.605	9.142	Others	657	576	670	834	725	939	946	889	934	7.170	760	684	659	707	2.810	9.323	36%		
32.175	24.073	<b>Total</b>	1.551	1.782	1.982	2.050	1.964	2.702	2.472	2.486	2.572	19.561	2.066	1.958	1.962	2.107	8.093	26.103	100%		

\* To conceal the lowest figures, all values between 0 and 4 are replaced by asterisk.

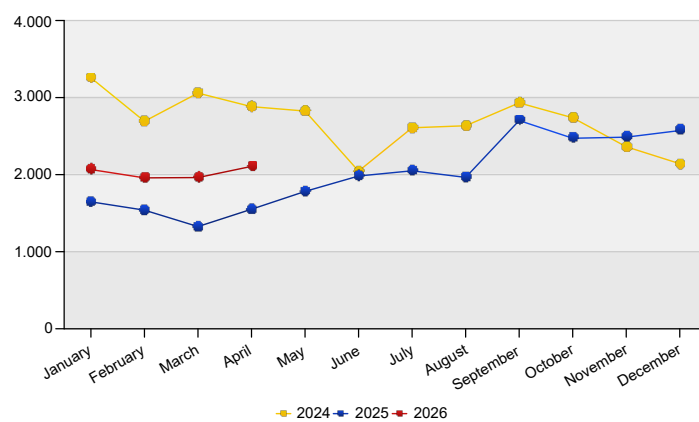
**Top First asylum applications in The Netherlands**  
April 2026

	Country of citizenship		%
1	Unknown	432	21%
2	Sudan	265	13%
3	Syrian Arab Republic	161	8%
4	Somalia	124	6%
5	Yemen	108	5%
6	Turkey	93	4%
7	Eritrea	83	4%
8	Algeria	77	4%
9	Pakistan	60	3%
10	Afghanistan	53	3%
	Others	651	31%
<b>Total April 2026</b>		2.107	100%

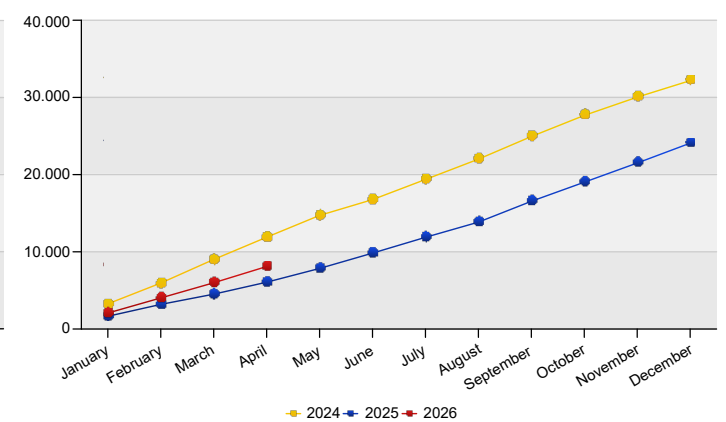
**Top Nationalities first applications last twelve months**  
Period: May 2025 - Apr 2026  
Number of first asylum applications: 26.103



**First asylum applications in The Netherlands**



**Cumulative development of first asylum applications in The Netherlands**



**Repeated asylum applications in The Netherlands**  
Source: METIS

Top 10 Last thirteen months repeated asylum applications in The Netherlands

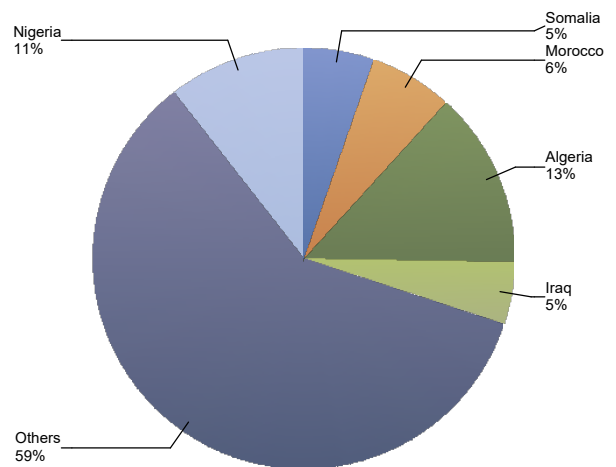
Total 2024	Total 2025	Country of citizenship	2025												2026					Last 12 months	Perc
			Apr	May	Jun	Jul	Aug	Sep	Oct	Nov	Dec	Total	Jan	Feb	Mar	Apr	Total				
264	249	Algeria	15	18	19	18	26	23	17	27	26	189	22	27	16	19	84	258	13%		
161	173	Nigeria	13	23	10	16	14	20	12	12	14	134	24	23	13	21	81	202	11%		
131	118	Morocco	11	6	12	15	9	9	12	8	11	93	6	15	10	10	41	123	6%		
43	95	Somalia	11	5	5	6	6	11	12	9	13	78	9	7	7	12	35	102	5%		
84	90	Iraq	11	13	12	5	6	7	6	15	8	83	6	*	5	*	19	91	5%		
130	93	Syrian Arab Republic	*	6	*	6	8	8	5	7	12	57	*	8	5	5	21	76	4%		
37	62	Turkey	*	*	*	12	*	7	*	6	*	42	7	5	7	7	26	66	3%		
39	41	Iran (Islamic Republic of)	*	*	*	7	*	6	*	*	*	32	9	6	13	5	33	62	3%		
15	45	Afghanistan	*	5	*	*	7	5	*	*	10	39	*	5	*	*	13	51	3%		
42	49	Eritrea	*	*	*	8	7	5	*	5	6	46	*	*	*	*	9	51	3%		
639	751	Others	44	57	62	90	67	64	64	67	73	588	71	63	73	79	286	830	43%		
1.585	1.766	Total	117	142	135	186	156	165	143	162	175	1.381	163	165	153	167	648	1.912	100%		

\* To conceal the lowest figures, all values between 0 and 4 are replaced by asterisk.

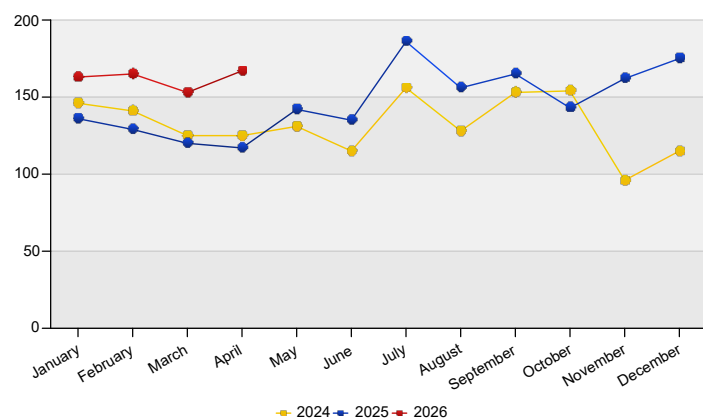
Top Repeated asylum applications in The Netherlands April 2026

Country of citizenship			%
1	Nigeria	21	13%
2	Algeria	19	11%
3	Somalia	12	7%
4	Morocco	10	6%
5	Moldova, Republic of	8	5%
	Others	97	58%
<b>Total April 2026</b>		<b>167</b>	<b>100%</b>

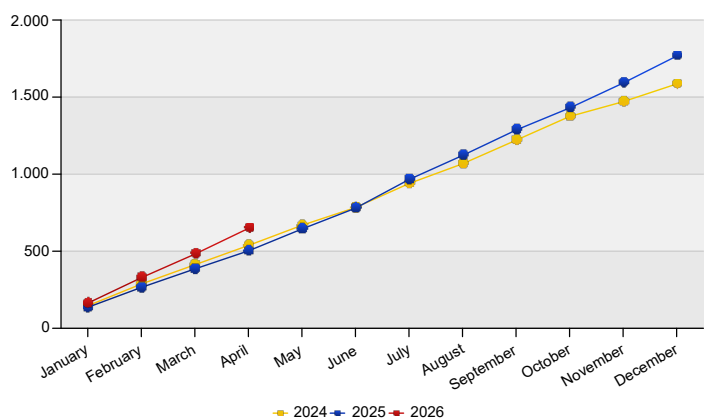
Top Nationalities repeated asylum applications last twelve months  
Period: May 2025 - Apr 2026  
Number of repeated asylum applications: 1.912



Repeated asylum applications in The Netherlands



Cumulative development of repeated asylum applications in The Netherlands



**Influx of family reunification in The Netherlands (Council Directive 2003/86/EC Chapter V)**  
Source: METIS

Top 10 Last thirteen months Influx of family reunification in The Netherlands

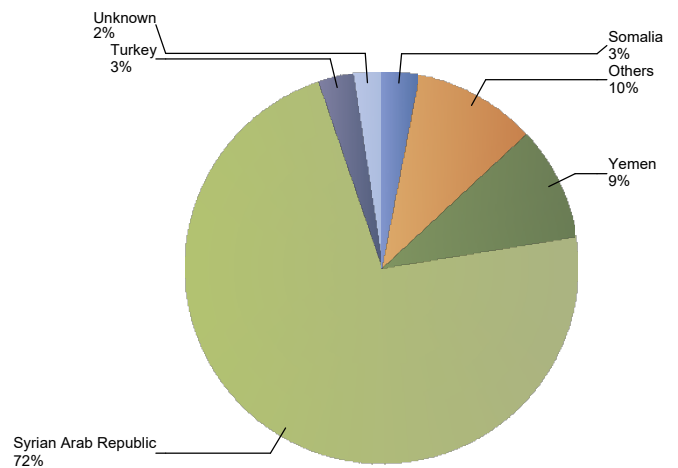
Total 2024	Total 2025	Country of citizenship	2025												2026					Last 12 months	Perc
			Apr	May	Jun	Jul	Aug	Sep	Oct	Nov	Dec	Total	Jan	Feb	Mar	Apr	Total				
8.712	12.132	Syrian Arab Republic	997	941	934	1.080	1.072	985	1.064	886	1.108	9.067	953	1.044	1.432	1.164	4.593	12.663	72%		
832	1.476	Yemen	41	64	170	233	226	188	172	116	122	1.332	91	75	105	75	346	1.637	9%		
215	397	Somalia	18	43	40	40	14	38	48	28	65	334	62	63	61	21	207	523	3%		
472	462	Turkey	22	26	40	59	38	45	36	45	49	360	30	41	47	45	163	501	3%		
291	360	Unknown	55	11	20	34	26	27	27	56	24	280	51	48	47	46	192	417	2%		
201	313	Eritrea	27	18	28	24	23	31	24	33	36	244	25	29	58	40	152	369	2%		
139	361	Pakistan	21	23	23	31	53	48	44	33	16	292	14	23	27	18	82	353	2%		
395	252	Iraq	9	12	22	48	34	25	17	9	18	194	11	18	14	5	48	233	1%		
160	192	Afghanistan	16	15	21	13	17	27	9	13	30	161	25	6	7	5	43	188	1%		
10	68	Palestinian Territory, Occupied	*	*	*	*	5	34	10	5	13	68	14	9	14	5	42	109	1%		
452	483	Others	35	36	32	46	58	58	38	65	26	394	56	27	47	28	158	517	3%		
11.879	16.496	<b>Total</b>	<b>1.242</b>	<b>1.189</b>	<b>1.330</b>	<b>1.608</b>	<b>1.566</b>	<b>1.506</b>	<b>1.489</b>	<b>1.289</b>	<b>1.507</b>	<b>12.726</b>	<b>1.332</b>	<b>1.383</b>	<b>1.859</b>	<b>1.452</b>	<b>6.026</b>	<b>17.510</b>	<b>100%</b>		

\* To conceal the lowest figures, all values between 0 and 4 are replaced by asterisk.

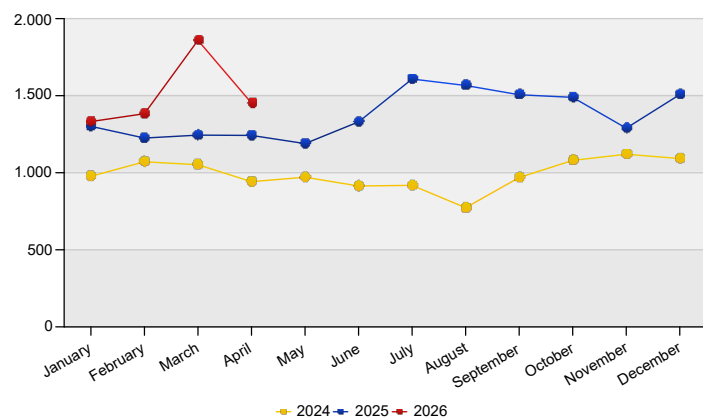
Top Influx of family reunification in The Netherlands April 2026

Country of citizenship	%
1 Syrian Arab Republic	80%
2 Yemen	5%
3 Unknown	3%
4 Turkey	3%
5 Eritrea	3%
Others	6%
<b>Total April 2026</b>	<b>1.452</b> 100%

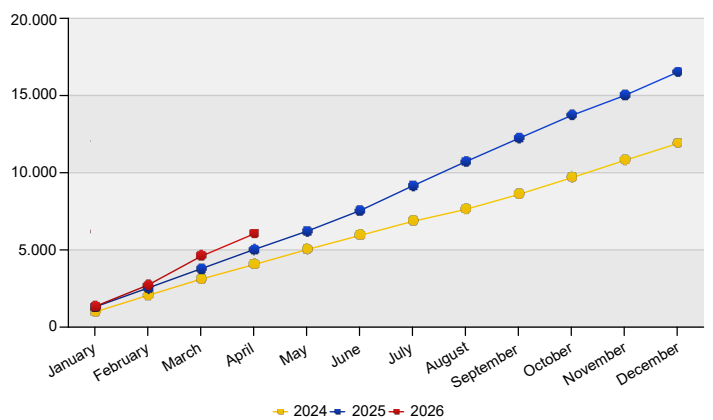
Top Nationalities Influx of family reunification last twelve months  
Period: May 2025 - Apr 2026  
Number of influx family reunification: 17.510



Influx of family reunification in The Netherlands



Cumulative development of Influx of family reunification in The Netherlands



**Influx of indicated unaccompanied minor asylum seekers in The Netherlands**  
Source: METIS

Top 10 Unaccompanied minor asylum applications in The Netherlands

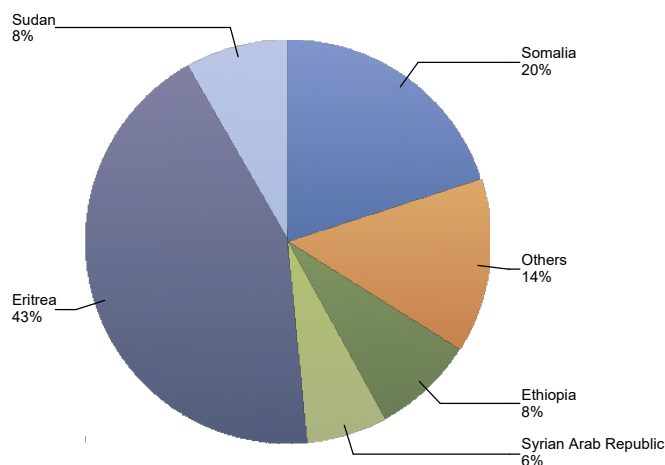
Total 2024	Total 2025	Country of citizenship	2025												2026					Last 12 months	Perc
			Apr	May	Jun	Jul	Aug	Sep	Oct	Nov	Dec	Total	Jan	Feb	Mar	Apr	Total				
476	1.645	Eritrea	85	291	306	166	137	226	149	132	70	1.562	18	10	22	22	72	1.549	43%		
226	571	Somalia	33	30	34	33	39	61	72	108	113	523	37	52	85	52	226	716	20%		
61	170	Sudan	6	7	7	6	19	25	23	38	35	166	19	27	38	53	137	297	8%		
131	315	Ethiopia	11	34	47	41	65	48	26	16	10	298	*	*	*	*	*	290	8%		
1.982	280	Syrian Arab Republic	11	35	16	28	27	34	14	12	13	190	14	14	10	14	52	231	6%		
45	98	Algeria	7	*	*	*	13	8	8	18	29	91	*	5	6	8	23	107	3%		
192	71	Gambia	7	*	*	*	7	5	9	*	*	40	*	*	*	9	14	47	1%		
43	43	Morocco	*	*	*	*	*	7	5	5	10	37	*	*	*	6	11	44	1%		
35	33	Afghanistan	*	*	*	*	*	*	*	*	*	25	5	*	5	*	14	36	1%		
57	33	Yemen	5	*	*	*	*	*	8	*	5	27	*	*	*	*	8	30	1%		
689	251	Others	16	15	14	24	21	19	27	31	19	186	15	12	11	26	64	234	7%		
3.937	3.510	Total	188	423	432	310	332	439	342	365	314	3.145	119	127	183	195	624	3.581	100%		

\* To conceal the lowest figures, all values between 0 and 4 are replaced by asterisk.

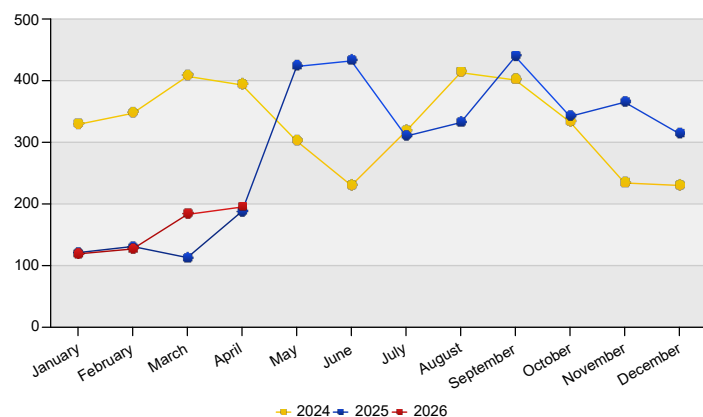
Top Unaccompanied minor asylum applications in The Netherlands April 2026

Country of citizenship		%
1 Sudan	53	27%
2 Somalia	52	27%
3 Eritrea	22	11%
4 Syrian Arab Republic	14	7%
5 Gambia	9	5%
Others	45	23%
<b>Total April 2026</b>	<b>195</b>	<b>100%</b>

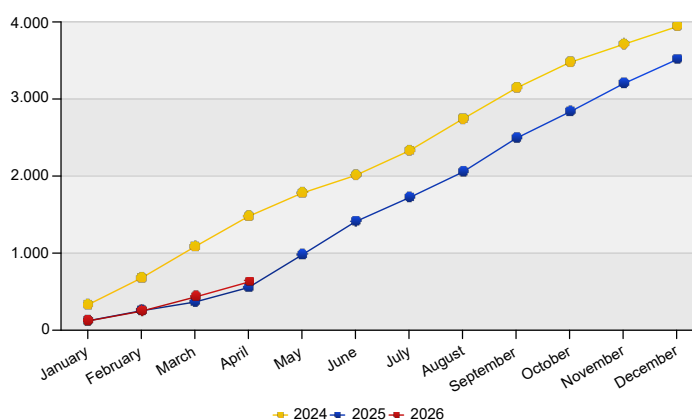
Top Nationalities unaccompanied minor asylum applications last twelve months  
Period: May 2025 - Apr 2026  
Number of unaccompanied minor asylum applications: 3.581



Unaccompanied minor asylum applications in The Netherlands



Cumulative development of Unaccompanied minor asylum applications in The Netherlands





Monthly First Asylum Applications in The Netherlands in 2026

Source: METiS

Country of citizenships	Jan	Feb	Mar	Apr	2023	2024	2025	2026
Afghanistan	64	75	71	53	669	491	758	263
Albania	*	*	*	*	28	22	18	*
Algeria	135	83	74	77	1.556	952	1.205	369
Angola	*	*	*	*	26	40	79	11
Argentina	*	*	*	*	*	*	*	*
Armenia	*	*	*	*	50	37	46	8
Australia	*	*	*	*	*	*	*	*
Azerbaijan	14	13	6	10	121	151	175	43
Bahrain	*	*	*	*	9	*	*	*
Bangladesh	*	*	*	*	20	38	35	*
Belarus	6	5	*	*	82	51	105	13
Belgium	*	*	*	*	*	*	*	*
Benin	*	*	*	*	25	10	14	*
Bolivia	*	*	*	*	6	5	*	*
Bosnia and Herzegovina	*	*	*	*	10	7	6	*
Brazil	*	*	5	*	9	20	18	9
Bulgaria	*	*	*	*	*	*	*	*
Burkina Faso	*	*	*	*	9	12	12	*
Burundi	*	*	*	*	6	6	12	*
Cambodia	*	*	*	*	*	*	*	*
Cameroon	*	6	*	*	58	68	38	13
Canada	*	*	*	*	*	*	*	*
Cape Verde	*	*	*	*	*	*	*	*
Central African Republic	*	*	*	*	*	18	*	5
Chad	*	*	*	*	14	27	7	*
Chile	*	*	5	*	5	*	*	11
China (including Hong Kong)	10	9	23	30	409	201	257	72
Colombia	25	33	29	38	588	562	393	125
Comoros	*	*	*	*	*	*	9	*
Congo, the Democratic Republic of the	*	11	*	*	28	24	31	15
Congo, the Republic of the	14	*	*	*	23	20	40	18
Costa Rica	*	*	*	*	*	*	*	*
Cote d'Ivoire	*	*	*	*	31	38	17	9
Croatia	*	*	*	*	*	*	*	*
Cuba	*	*	*	*	12	22	19	*
Djibouti	*	*	*	*	6	6	*	*
Dominica	*	*	*	*	*	*	*	*
Dominican Republic	*	*	*	*	13	5	7	*
East Timor	*	*	*	*	*	*	*	*
Ecuador	*	*	*	*	28	49	12	*
Egypt	17	24	11	23	321	302	321	75
El Salvador	*	*	*	*	22	10	15	*
Equatorial Guinea	*	*	*	*	*	*	*	*
Eritrea	68	53	73	83	2.345	1.464	3.129	277
Estonia	*	*	*	*	*	*	*	*
Ethiopia	14	13	21	14	323	416	668	62
France	*	*	*	*	*	7	*	*
Gambia	11	7	14	15	209	409	206	47
Georgia	12	15	23	13	119	101	208	63
Germany	*	*	*	*	7	7	*	*
Ghana	6	17	5	8	57	64	68	36
Greece	*	*	*	*	*	*	6	*
Guatemala	*	*	*	*	*	*	*	*
Guinea	13	8	*	10	163	184	151	32



Monthly First Asylum Applications in The Netherlands in 2026

Source: METiS

Country of citizenships	Jan	Feb	Mar	Apr	2023	2024	2025	2026
Guinea-Bissau	*	*	*	*	6	*	7	*
Guyana	*	*	*	*	*	*	*	*
Haiti	*	*	*	*	23	7	11	*
Honduras	*	*	*	*	11	7	8	*
Hungary	*	*	*	*	*	6	*	*
India	11	7	*	6	149	72	83	28
Indonesia	*	*	*	*	*	7	33	6
Iran (Islamic Republic of)	36	48	42	34	1.122	703	431	160
Iraq	54	43	42	43	1.495	2.222	571	182
Israel	*	*	*	*	14	13	11	*
Italy	*	*	*	*	7	6	6	*
Jamaica	*	*	6	*	22	22	17	10
Japan	*	*	*	*	*	*	*	*
Jordan	28	17	8	5	117	75	163	58
Kazakhstan	12	*	9	8	47	24	28	30
Kenya	*	5	5	7	56	108	50	20
Korea, Republic of	*	*	*	*	*	*	*	*
Kosovo	*	*	*	*	9	5	6	*
Kuwait	*	*	*	*	10	12	32	5
Kyrgyzstan	*	*	*	*	7	10	*	*
Lao People's Democratic Republic	*	*	*	*	*	*	*	*
Latvia	*	*	*	*	*	5	*	*
Lebanon	*	*	*	7	78	80	90	16
Liberia	*	*	*	*	21	26	26	*
Libyan Arab Jamahiriya	38	24	30	24	241	181	288	116
Lithuania	*	*	*	*	*	*	*	*
Malawi	*	*	*	*	5	6	12	*
Malaysia	*	*	*	*	*	*	11	*
Maldives	*	*	*	*	*	*	*	*
Mali	*	*	*	*	26	35	29	*
Malta	*	*	*	*	*	*	*	*
Mauritania	*	*	*	*	*	126	5	*
Mexico	*	*	*	*	13	9	40	*
Moldova, Republic of	16	11	*	*	652	518	141	32
Mongolia	*	*	*	*	12	18	14	*
Montenegro	*	*	*	*	*	*	*	*
Morocco	71	47	33	46	884	603	670	197
Mozambique	*	*	*	*	*	*	*	*
Myanmar	9	*	8	*	50	60	90	22
Namibia	*	*	*	*	8	*	*	*
Nepal	*	*	*	*	6	7	11	5
Netherlands	*	11	20	17	12	37	13	50
New Zealand	*	*	*	*	*	*	*	*
Nicaragua	*	*	*	*	22	15	12	*
Niger	*	*	*	*	34	19	17	5
Nigeria	79	79	75	52	656	770	813	285
Oman	*	*	*	*	5	*	8	*
Pakistan	94	52	54	60	637	489	689	260
Palestinian Territory, Occupied	42	20	17	10	28	36	126	89
Panama	*	*	*	*	*	6	6	*
Paraguay	*	*	*	*	*	*	*	*
Peru	*	*	*	*	63	27	30	*
Philippines	*	*	*	*	*	8	13	*
Poland	5	5	7	12	7	20	46	29



Monthly First Asylum Applications in The Netherlands in 2026

Source: METiS

Country of citizenships	Jan	Feb	Mar	Apr	2023	2024	2025	2026
Portugal	*	*	*	*	*	*	*	*
Republic of North Macedonia	*	*	*	*	20	29	24	*
Romania	*	*	*	*	*	9	*	*
Russian Federation	*	20	10	11	330	254	209	42
Rwanda	*	*	*	*	11	7	7	*
Saint Kitts and Nevis	*	*	*	*	*	*	*	*
Saint Vincent and the Grenadines	*	*	*	*	*	*	6	*
Saudi Arabia	*	*	*	*	29	28	32	5
Senegal	*	*	*	*	23	179	40	10
Serbia	*	*	*	5	36	23	20	7
Sierra Leone	40	28	37	33	340	244	526	138
Slovak Republic	*	*	*	*	*	*	*	*
Somalia	99	105	157	124	1.807	1.076	1.289	485
South Africa	*	*	*	*	19	16	17	7
South Sudan	5	*	*	6	25	16	27	12
Spain	*	*	*	*	6	*	*	*
Sri Lanka	*	*	*	*	38	52	53	12
Stateless	*	*	*	*	61	32	33	7
Sudan	97	162	227	265	809	522	796	751
Suriname	*	*	*	*	8	11	14	*
Swaziland	6	*	*	*	*	7	51	8
Sweden	*	*	*	*	*	*	*	*
Syrian Arab Republic	211	164	154	161	13.028	11.526	3.280	690
Taiwan	*	*	*	*	*	*	*	*
Tajikistan	9	*	*	*	34	38	24	15
Tanzania, United Republic of	5	*	*	*	20	23	27	12
Thailand	*	*	*	*	*	*	*	*
Togo	*	*	*	*	*	*	8	*
Trinidad and Tobago	9	*	*	*	7	14	27	13
Tunisia	27	21	9	17	429	328	262	74
Turkey	102	110	99	93	2.862	1.868	1.468	404
Turkmenistan	6	*	*	*	11	16	36	11
Tuvalu	*	*	*	*	*	*	*	*
Uganda	47	38	42	42	284	286	410	169
Ukraine	*	13	*	*	601	424	78	22
United Arab Emirates	*	*	*	*	*	*	*	*
United Kingdom	*	*	*	*	*	11	10	*
United States of America	*	*	*	*	18	9	76	6
Unknown	357	391	319	432	1.231	1.412	1.504	1.499
Uruguay	*	*	*	*	*	*	*	*
Uzbekistan	20	26	8	13	53	58	117	67
Vanuatu	*	*	*	*	*	*	*	*
Venezuela	12	12	16	9	167	207	184	49
Viet Nam	*	*	*	*	26	10	20	5
Yemen	51	49	77	108	1.982	1.079	506	285
Zambia	*	*	*	*	*	*	7	*
Zimbabwe	*	5	*	6	25	30	54	16
Other	*	*	*	*	8	18	*	*
<b>Totaal</b>	<b>2.066</b>	<b>1.958</b>	<b>1.962</b>	<b>2.107</b>	<b>38.377</b>	<b>32.175</b>	<b>24.073</b>	<b>8.093</b>

\* To conceal the lowest figures, all values between 0 and 4 are replaced by asterisk.  
Selection criterion for this table: all nationalities with at least 1 application in the current year.