



Immigratie- en Naturalisatiedienst
Ministerie van Justitie en Veiligheid

Asylum Trends

Monthly Report on Asylum Applications in The Netherlands

September 2020

Colophon

Title Asylum Trends

Subtitle Monthly Report on Asylum Applications in The Netherlands
Recent trends

Author Ministry of Justice and Security
Immigration and Naturalisation Service (IND)
IND Business Information Centre (BIC)
Rijnstraat 8 | 2515 XP Den Haag
Postbus 16275 | 2500 BG Den Haag

Migratie in beweging



EUROPESE UNIE
Het Fonds voor asiel,
migratie en integratie

Contents

<i>Colophon</i>	2
-----------------	---

Asylum applications in The Netherlands

Total asylum applications in The Netherlands	4
First asylum applications in The Netherlands	5
Repeated asylum applications in The Netherlands	6
Family reunification in The Netherlands	7
Unaccompanied minor asylum seekers in The Netherlands	8
Monthly first asylum applications in The Netherlands	9

Appendix

Appendix: Relocation and Resettlement

Appendix: Eurostat

Total asylum influx in The Netherlands (first applications, repeated applications, family reunification influx)
Source: METIS

Top 10 Last thirteen months **total** asylum applications in The Netherlands

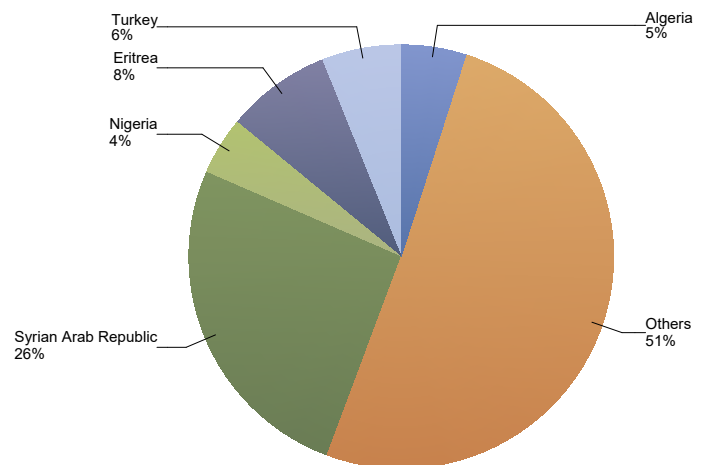
Total 2018	Total 2019	Country of citizenship	2019					2020												Last 12 months	Perc
			Sep	Oct	Nov	Dec	Total	Jan	Feb	Mar	Apr	May	Jun	Jul	Aug	Sep	Total				
5.203	5.199	Syrian Arab Republic	604	601	499	721	2.425	673	492	260	126	113	200	547	584	620	3.615	5.436	26%		
3.953	2.365	Eritrea	211	186	191	245	833	304	251	75	60	41	69	49	64	139	1.052	1.674	8%		
1.382	1.357	Turkey	100	125	71	128	424	90	108	80	9	19	34	199	227	194	960	1.284	6%		
1.336	1.317	Algeria	126	145	124	114	509	152	102	58	19	10	54	81	96	84	656	1.039	5%		
659	2.206	Nigeria	189	128	125	124	566	110	99	58	9	13	33	72	90	68	552	929	4%		
1.163	1.191	Morocco	93	105	67	93	358	109	81	57	16	17	44	85	91	97	597	862	4%		
2.422	1.857	Iran (Islamic Republic of)	125	125	99	90	439	110	79	29	30	22	41	57	40	44	452	766	4%		
659	852	Yemen	93	83	75	105	356	88	65	68	38	18	30	52	48	88	495	758	4%		
859	923	Unknown	92	109	68	84	353	79	49	43	25	26	64	64	60	73	483	744	4%		
1.207	893	Afghanistan	84	75	59	87	305	112	77	57	13	5	40	35	58	29	426	647	3%		
11.537	11.275	Others	912	1.010	1.190	793	3.905	761	744	447	95	130	274	424	469	567	3.911	6.904	33%		
30.380	29.435	Total	2.629	2.692	2.568	2.584	10.473	2.588	2.147	1.232	440	414	883	1.665	1.827	2.003	13.199	21.043	100%		

* To conceal the lowest figures, all values between 0 and 4 are replaced by asterisk.

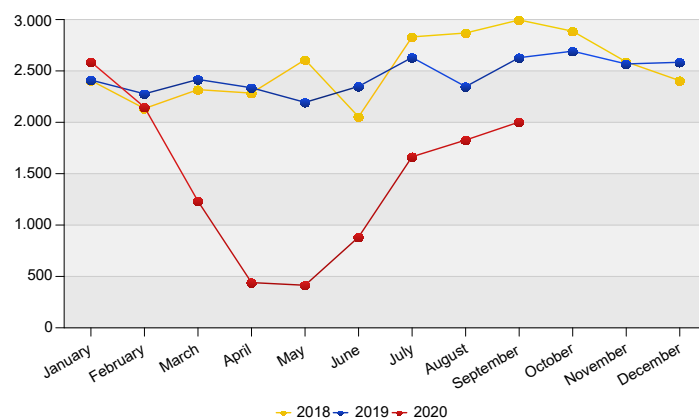
Top Total asylum applications in The Netherlands
September 2020

	Country of citizenship		%
1	Syrian Arab Republic	620	31%
2	Turkey	194	10%
3	Eritrea	139	7%
4	Morocco	97	5%
5	Yemen	88	4%
6	Algeria	84	4%
7	Unknown	73	4%
8	Nigeria	68	3%
9	Iraq	67	3%
10	Pakistan	59	3%
	Others	514	26%
Total September 2020		2.003	100%

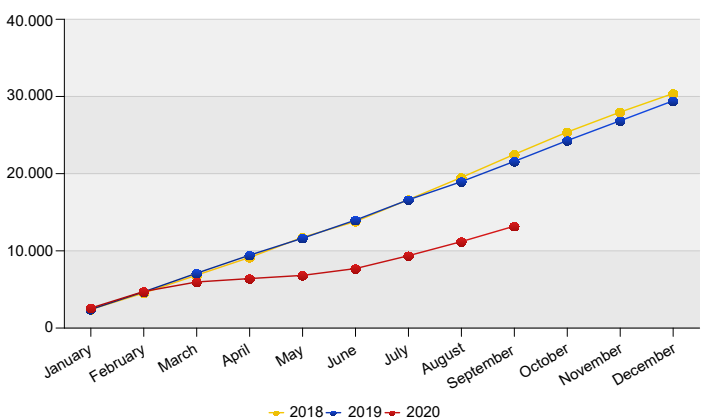
Top Nationalities total applications last twelve months
Period: Oct 2019 - Sep 2020
Number of total asylum applications: 21.043



Total asylum applications in The Netherlands



Cumulative development of total asylum applications in The Netherlands



First asylum applications in The Netherlands
Source: METIS

Top 10 Last thirteen months **first** asylum applications in The Netherlands

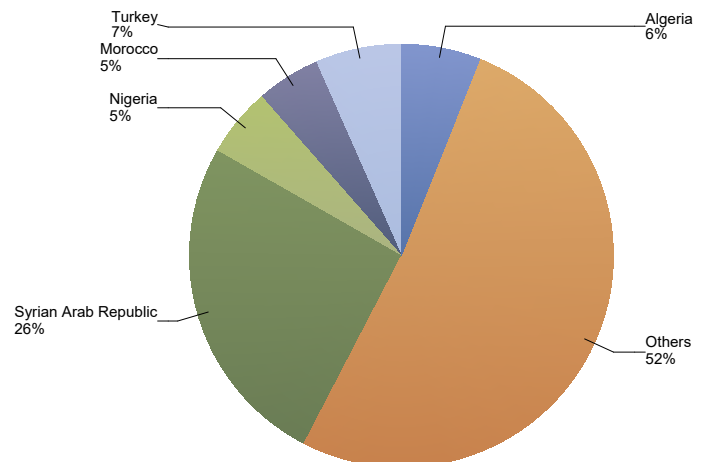
Total 2018	Total 2019 **	Country of citizenship	2019					2020												Last 12 months	Perc
			Sep	Oct	Nov	Dec	Total	Jan	Feb	Mar	Apr	May	Jun	Jul	Aug	Sep	Total				
2.956	3.675	Syrian Arab Republic	466	401	343	520	1.730	560	318	217	69	106	187	396	431	542	2.826	4.090	26%		
1.301	1.251	Turkey	86	113	68	123	390	82	96	75	6	19	26	127	186	135	752	1.056	7%		
1.267	1.211	Algeria	122	131	121	111	485	143	92	52	17	9	48	65	92	83	601	964	6%		
558	2.102	Nigeria	176	121	120	114	531	99	84	50	8	13	30	58	83	61	486	841	5%		
1.066	1.062	Morocco	86	93	60	85	324	99	75	54	15	17	36	65	81	95	537	775	5%		
678	870	Unknown	88	105	64	80	337	73	41	41	23	25	62	57	54	62	438	687	4%		
831	1.207	Moldova, Republic of	66	203	365	5	639	*	*	*				5	*	*	17	590	4%		
1.869	1.534	Iran (Islamic Republic of)	107	105	83	66	361	87	58	21	26	17	20	32	29	26	316	570	4%		
528	645	Yemen	53	63	54	88	258	51	31	54	20	18	28	45	39	44	330	535	3%		
325	437	Afghanistan	50	47	39	62	198	78	41	38	7	*	11	20	35	18	251	399	3%		
8.974	8.539	Others	732	710	756	680	2.878	682	668	411	78	112	201	328	391	432	3.303	5.449	34%		
20.353	22.533	Total	2.032	2.092	2.073	1.934	8.131	1.955	1.508	1.014	269	339	649	1.198	1.423	1.502	9.857	15.956	100%		

* To conceal the lowest figures, all values between 0 and 4 are replaced by asterisk.

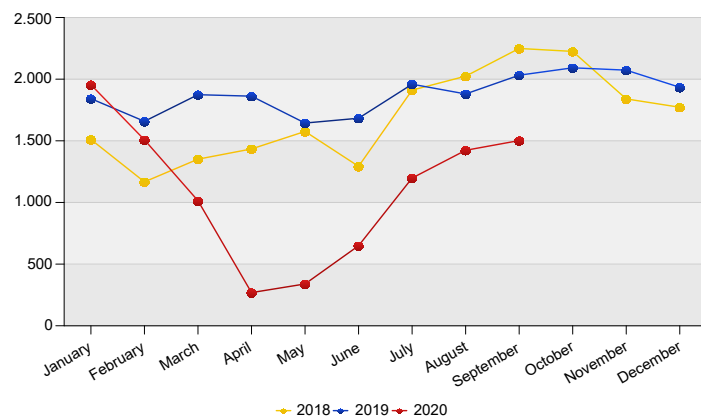
Top First asylum applications in The Netherlands
September 2020

	Country of citizenship		%
1	Syrian Arab Republic	542	36%
2	Turkey	135	9%
3	Morocco	95	6%
4	Algeria	83	6%
5	Unknown	62	4%
6	Nigeria	61	4%
7	Eritrea	45	3%
8	Yemen	44	3%
9	Libyan Arab Jamahiriya	37	2%
10	Tunisia	34	2%
	Others	364	24%
Total September 2020		1.502	100%

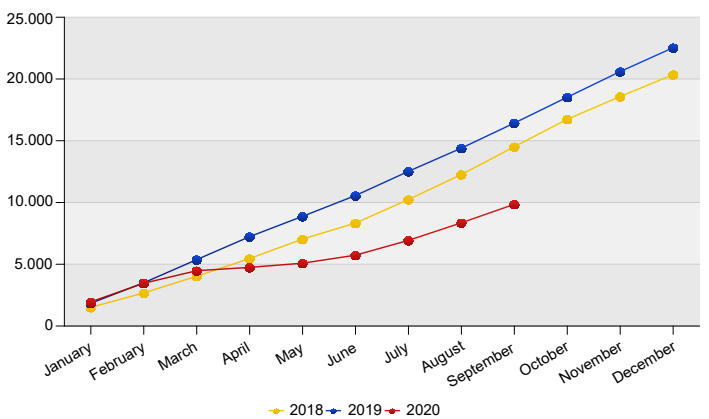
Top Nationalities first applications last twelve months
Period: Oct 2019 - Sep 2020
Number of first asylum applications: 15.956



First asylum applications in The Netherlands



Cumulative development of first asylum applications in The Netherlands



Repeated asylum applications in The Netherlands
Source: METIS

Top 10 Last thirteen months repeated asylum applications in The Netherlands

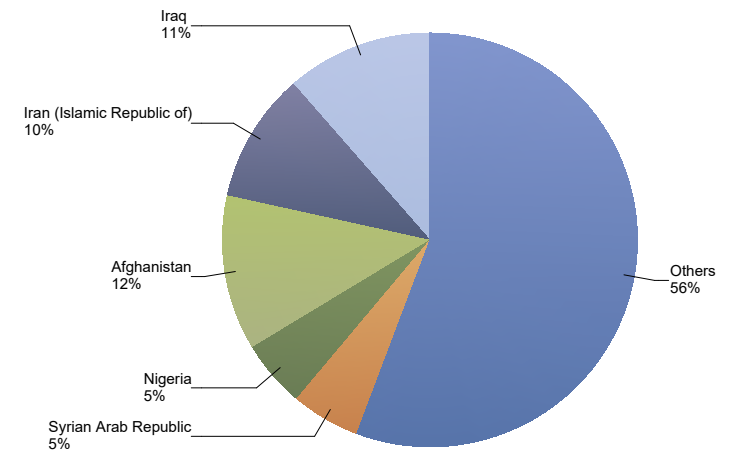
Total 2018	Total 2019	Country of citizenship	2019					2020										Last 12 months	Perc
			Sep	Oct	Nov	Dec	Total	Jan	Feb	Mar	Apr	May	Jun	Jul	Aug	Sep	Total		
634	354	Afghanistan	14	25	13	17	69	29	27	13	5	*	29	15	20	6	146	201	12%
658	303	Iraq	21	9	19	16	65	12	16	9	*	*	39	29	16	20	146	190	11%
432	261	Iran (Islamic Republic of)	16	18	12	13	59	20	18	5	*	5	20	25	11	18	125	168	10%
110	161	Syrian Arab Republic	*	17	11	13	45	*	8	*	*	*	12	11	6	48	89	5%	
92	95	Nigeria	13	7	5	9	34	11	15	8	*	*	14	7	7	66	87	5%	
95	127	Morocco	7	12	5	8	32	10	6	*	*	*	8	20	10	59	84	5%	
68	106	Algeria	*	14	*	*	24	9	10	6	*	*	6	16	*	55	75	5%	
105	85	Eritrea	*	7	*	9	24	6	8	*	*	*	12	5	12	50	70	4%	
103	67	Pakistan	6	*	*	10	20	6	*	*	*	*	*	6	*	24	38	2%	
43	46	Somalia	8	*	*	5	19	*	*	*	*	*	7	5	*	27	38	2%	
1.224	1.118	Others	76	83	58	65	282	55	52	40	6	10	47	84	42	79	415	621	37%
3.564	2.723	Total	173	199	133	168	673	166	166	91	22	24	176	228	134	154	1.161	1.661	100%

* To conceal the lowest figures, all values between 0 and 4 are replaced by asterisk.

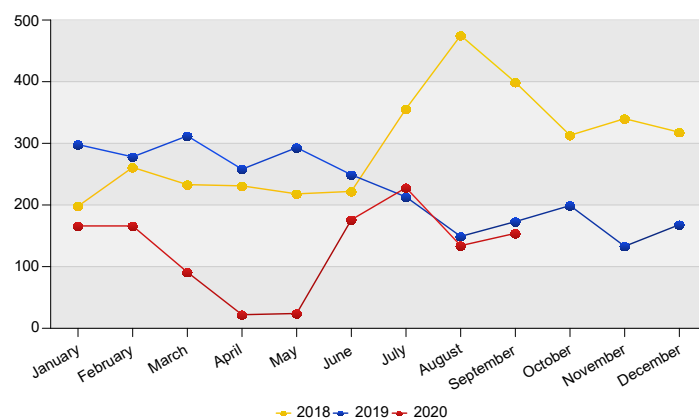
Top Repeated asylum applications in The Netherlands September 2020

Country of citizenship		%
1 Iraq	20	13%
2 Iran (Islamic Republic of)	18	12%
3 Eritrea	12	8%
4 Azerbaijan	11	7%
5 Uganda	8	5%
6 Venezuela	8	5%
Others	77	50%
Total September 2020	154	100%

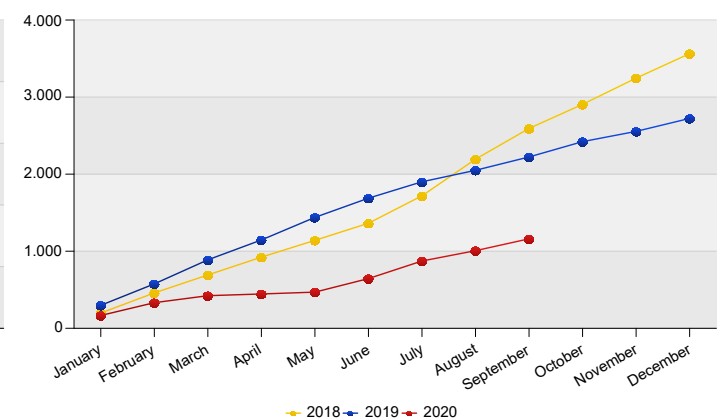
Top Nationalities repeated asylum applications last twelve months
Period: Oct 2019 - Sep 2020
Number of repeated asylum applications: 1.661



Repeated asylum applications in The Netherlands



Cumulative development of repeated asylum applications in The Netherlands



Influx of family reunification in The Netherlands (Council Directive 2003/86/EC Chapter V)
Source: METIS

Top 10 Last thirteen months Influx of family reunification in The Netherlands

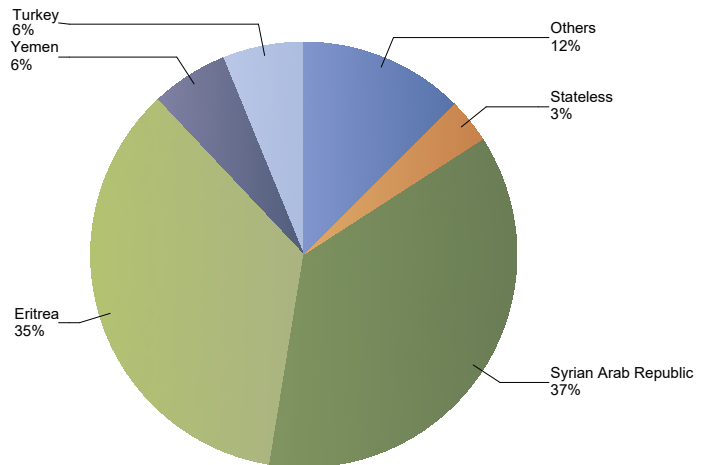
Total 2018	Total 2019	Country of citizenship	2019					2020												Last 12 months	Perc
			Sep	Oct	Nov	Dec	Total	Jan	Feb	Mar	Apr	May	Jun	Jul	Aug	Sep	Total				
2.137	1.363	Syrian Arab Republic	134	183	145	188	650	109	166	41	55	5	12	139	142	72	741	1.257	37%		
2.564	1.779	Eritrea	165	124	144	196	629	262	198	52	56	29	34	9	27	82	749	1.213	35%		
52	76	Turkey	8	11	*	*	26	6	9	*	*	*	7	71	40	56	194	212	6%		
129	201	Yemen	40	20	21	16	97	36	33	*	18	*	*	6	44	143	200	6%			
238	142	Stateless	*	20	16	13	53	9	15	5	13	*	*	7	14	*	67	116	3%		
73	68	Pakistan	13	*	5	*	21	*	7	*	*	12	*	*	12	35	66	74	2%		
193	91	Iraq	6	5	*	17	31	*	7	*	*	*	*	6	*	17	37	62	2%		
178	54	Afghanistan	20	*	7	8	38	5	9	6	*	*	*	*	*	5	29	47	1%		
248	102	Somalia	7	7	*	9	26	7	*	*	*	*	*	*	8	8	28	47	1%		
50	46	Uganda	*	8	*	*	15	6	6	*	*	*	*	*	*	*	19	33	1%		
601	257	Others	26	17	12	28	83	25	20	11	5	*	*	5	13	24	108	165	5%		
6.463	4.179	Total	424	401	362	482	1.669	467	473	127	149	51	58	239	270	347	2.181	3.426	100%		

* To conceal the lowest figures, all values between 0 and 4 are replaced by asterisk.

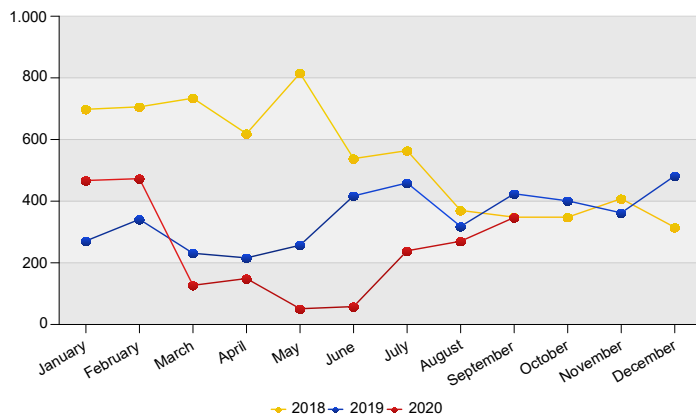
Top Influx of family reunification in The Netherlands
September 2020

Country of citizenship		%
1 Eritrea	82	24%
2 Syrian Arab Republic	72	21%
3 Turkey	56	16%
4 Yemen	44	13%
5 Pakistan	35	10%
Others	58	17%
Total September 2020	347	100%

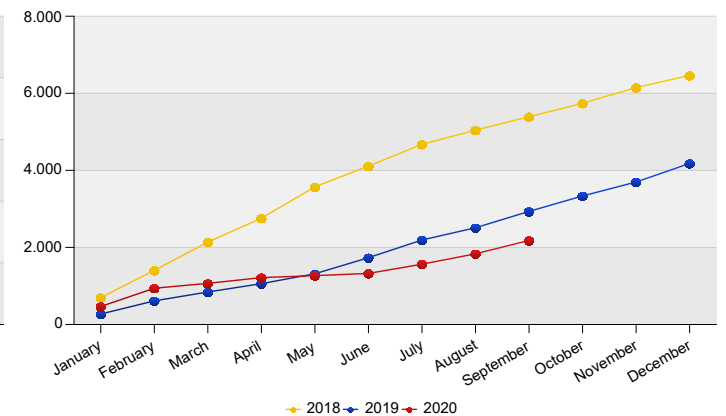
Top Nationalities Influx of family reunification last twelve months
Period: Oct 2019 - Sep 2020
Number of influx family reunification: 3.426



Influx of family reunification in The Netherlands



Cumulative development of Influx of family reunification in The Netherlands



Influx of indicated unaccompanied minor asylum seekers in The Netherlands
 Source: METIS

Top 10 Unaccompanied minor asylum applications in The Netherlands

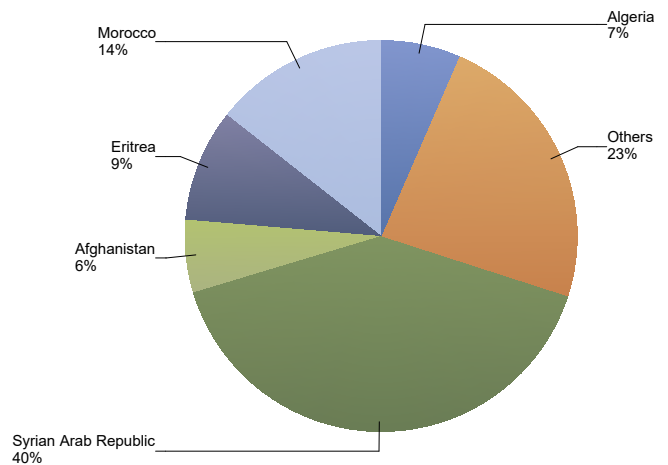
Total 2018	Total 2019	Country of citizenship	2019					2020										Last 12 months	Perc
			Sep	Oct	Nov	Dec	Total	Jan	Feb	Mar	Apr	May	Jun	Jul	Aug	Sep	Total		
172	308	Syrian Arab Republic	41	28	28	56	153	59	27	19	*	13	15	34	39	62	272	384	40%
145	163	Morocco	7	16	8	13	44	10	10	10	*	*	5	10	22	27	100	137	14%
428	111	Eritrea	5	18	7	15	45	6	*	*	*	*	*	6	10	15	48	88	9%
55	68	Algeria	*	7	5	14	29	*	*	*	*	*	5	10	8	36	62	7%	
31	56	Afghanistan	10	8	7	7	32	*	7	*	*	*	7	6	8	35	57	6%	
26	35	Unknown	*	5	*	*	15	5	*	*	*	*	*	*	*	19	31	3%	
69	64	Iraq	*	5	6	*	14	8	5	*	*	*	*	*	*	16	28	3%	
12	23	Yemen	*	*	*	*	7	*	*	*	*	*	*	*	*	14	20	2%	
26	10	Sudan	*	*	*	*	6	*	*	*	*	*	*	*	*	13	19	2%	
14	26	Somalia	5	*	*	*	10	*	*	*	*	*	*	*	*	13	18	2%	
247	182	Others	13	15	14	18	60	13	5	6	*	*	7	11	15	60	107	11%	
1.225	1.046	Total	90	107	85	133	415	111	68	55	10	21	28	77	110	146	626	951	100%

* To conceal the lowest figures, all values between 0 and 4 are replaced by asterisk.

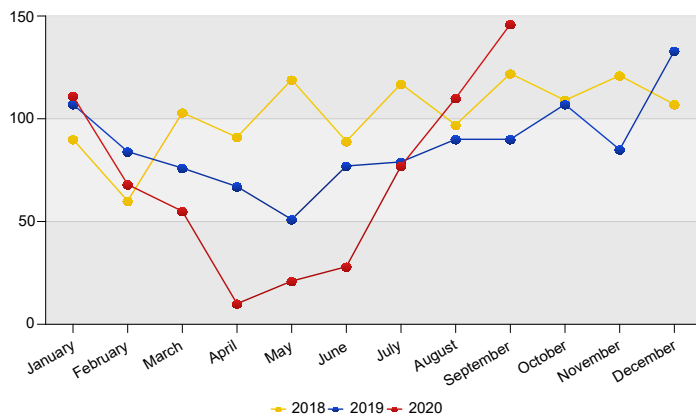
Top Unaccompanied minor asylum applications in The Netherlands September 2020

Country of citizenship		%
1 Syrian Arab Republic	62	42%
2 Morocco	27	18%
3 Eritrea	15	10%
4 Afghanistan	8	5%
5 Algeria	8	5%
6 Unknown	*	3%
Others	22	15%
Total September 2020	146	100%

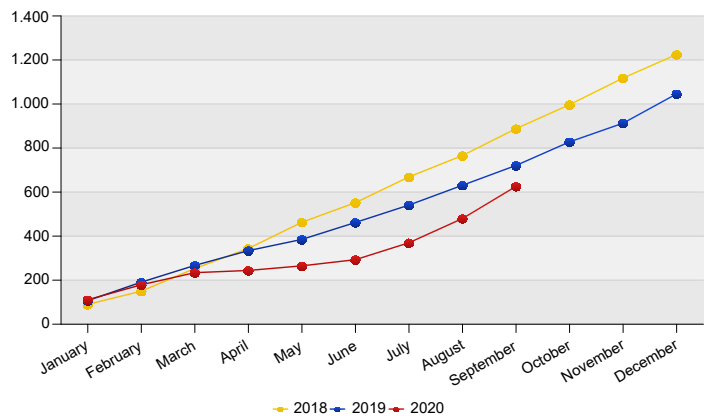
Top Nationalities unaccompanied minor asylum applications last twelve months
 Period: Oct 2019 - Sep 2020
 Number of unaccompanied minor asylum applications: 951



Unaccompanied minor asylum applications in The Netherlands



Cumulative development of Unaccompanied minor asylum applications in The Netherlands



Monthly First Asylum Applications in The Netherlands in 2020
Source: METIS

Country of citizenships	Jan	Feb	Mar	Apr	May	Jun	Jul	Aug	Sep	2019	2020	Total 2018	Total 2017
Afghanistan	78	41	38	7	*	11	20	35	18	437	251	325	322
Albania	5	23	*	*	*	*	7	*	*	192	48	551	365
Algeria	143	92	52	17	9	48	65	92	83	1.211	601	1.267	891
Angola	*	*	*	*	*	*	*	*	*	56	10	30	27
Argentina	*	*	*	*	*	*	*	*	*	*	*	*	*
Armenia	5	7	*	*	*	*	*	5	*	72	19	62	109
Australia	*	*	*	*	*	*	*	*	*	*	*	*	*
Austria	*	*	*	*	*	*	*	*	*	*	*	*	*
Azerbaijan	34	26	14	*	*	9	7	11	5	375	107	239	113
Bahrain	*	*	*	*	*	*	*	*	*	*	5	5	8
Bangladesh	5	*	*	*	*	*	*	*	*	20	15	22	18
Belarus	7	7	10	*	*	*	9	8	18	165	60	252	103
Belgium	*	*	*	*	*	*	*	*	*	*	*	*	*
Benin	*	*	*	*	*	*	*	*	*	*	*	11	13
Bosnia and Herzegovina	*	*	*	*	*	*	*	*	*	72	*	49	67
Brazil	*	*	*	*	6	*	*	*	*	8	15	7	10
Bulgaria	*	*	*	*	*	*	*	*	*	*	*	*	*
Burkina Faso	*	*	*	*	*	*	*	*	*	8	8	6	8
Burundi	*	*	*	*	*	*	*	*	*	*	*	11	29
Cambodia	*	*	*	*	*	*	*	*	*	*	*	*	*
Cameroon	*	*	8	*	*	*	*	*	6	49	25	28	39
Canada	*	*	*	*	*	*	*	*	*	*	*	*	*
Cape Verde	*	*	*	*	*	*	*	*	*	*	*	*	*
Central African Republic	*	*	*	*	*	*	*	*	*	*	*	*	*
Chad	*	*	*	*	*	*	*	*	*	22	7	36	30
Chile	*	*	*	*	*	*	*	*	*	*	*	*	*
China (including Hong Kong)	14	9	*	*	*	*	*	*	*	155	40	164	149
Colombia	16	32	39	*	*	*	*	5	*	158	98	44	36
Comoros	*	*	*	*	*	*	*	*	*	*	*	*	*
Congo, the Democratic Republic of the	*	*	*	*	*	*	*	*	*	10	6	14	13
Congo, the Republic of the	*	*	*	*	*	*	*	*	*	43	14	27	43
Costa Rica	*	*	*	*	*	*	*	*	*	*	*	*	*
Cote d'Ivoire	6	*	*	*	*	*	*	*	*	49	22	51	41
Croatia	*	*	*	*	*	*	*	*	*	*	*	*	*
Cuba	*	*	*	*	*	*	*	*	*	18	7	162	256
Czech Republic	5	*	*	*	*	*	*	*	*	*	5	*	*
Djibouti	*	*	*	*	*	*	*	*	*	*	*	5	*
Dominica	*	*	*	*	*	*	*	*	*	*	*	*	*
Dominican Republic	*	*	*	*	*	*	*	*	*	9	5	7	9
East Timor	*	*	*	*	*	*	*	*	*	8	*	*	*
Ecuador	*	*	*	*	*	*	*	*	*	*	*	*	*
Egypt	19	9	16	*	*	*	8	10	9	190	81	149	178
El Salvador	6	8	12	*	*	*	*	*	*	34	28	21	18
Eritrea	36	45	20	*	12	23	35	33	45	501	253	1.284	1.095
Estonia	*	*	*	*	*	*	*	*	*	*	*	*	*
Ethiopia	10	*	5	*	5	*	*	*	*	92	34	54	124
France	*	*	*	*	*	*	*	*	*	7	*	*	*
Gabon	*	*	*	*	*	*	*	*	*	*	*	*	*
Gambia	30	31	13	*	*	5	15	22	18	539	137	351	214
Georgia	21	34	7	5	7	*	14	35	11	326	138	350	487
Germany	*	*	*	*	*	*	*	*	*	9	6	5	*
Ghana	6	*	*	*	*	*	6	*	5	89	27	80	39
Greece	*	*	*	*	*	*	*	*	*	5	*	*	*
Grenada	*	*	*	*	*	*	*	*	*	*	*	*	*
Guatemala	*	*	*	*	*	*	*	*	*	*	*	*	*
Guinea	16	15	8	*	*	*	11	10	5	195	73	242	330
Guinea-Bissau	*	*	*	*	*	*	*	*	*	28	6	17	29
Guyana	*	*	*	*	*	*	*	*	*	*	*	*	*
Haiti	*	*	*	*	*	*	*	*	*	7	*	*	*
Honduras	*	*	*	*	*	*	*	*	*	10	6	7	12
Hungary	*	*	*	*	*	*	*	*	*	*	*	*	*
India	5	*	*	*	*	*	*	*	*	49	11	49	37
Indonesia	*	*	*	*	*	*	*	*	*	8	7	8	*
Iran (Islamic Republic of)	87	58	21	26	17	20	32	29	26	1.534	316	1.869	718
Iraq	61	30	18	13	12	21	36	23	30	621	244	737	724
Israel	*	*	*	*	*	*	*	*	*	*	*	6	6
Italy	*	*	*	*	*	*	*	*	*	7	*	*	*
Jamaica	*	*	*	*	*	*	*	*	*	19	*	16	14
Japan	*	*	*	*	*	*	*	*	*	*	*	*	*
Jordan	21	7	*	*	*	*	*	*	*	116	36	74	34
Kazakhstan	*	*	*	*	*	*	*	7	10	36	25	17	15
Kenya	*	*	*	*	*	*	*	*	*	5	11	17	10
Korea, Democratic People's Republic of	*	*	*	*	*	*	*	*	*	*	*	*	*
Korea, Republic of	*	*	*	*	*	*	*	*	*	*	*	*	*
Kosovo / UNSCR 1244	11	*	*	*	*	*	*	*	9	56	27	36	36
Kuwait	*	*	*	*	*	*	*	*	*	6	6	*	6
Kyrgyzstan	*	*	*	*	*	*	*	*	*	16	*	10	9
Latvia	*	*	*	*	*	*	*	*	*	*	*	*	*
Lebanon	6	25	9	*	*	*	*	13	14	119	76	71	61
Liberia	*	*	*	*	*	*	*	*	*	29	8	22	15
Libyan Arab Jamahiriya	36	17	8	*	6	11	11	11	37	304	138	462	357
Lithuania	*	*	*	*	*	*	*	*	*	*	*	*	*

Monthly First Asylum Applications in The Netherlands in 2020

Source: METIS

Country of citizenships	Jan	Feb	Mar	Apr	May	Jun	Jul	Aug	Sep	2019	2020	Total 2018	Total 2017
Madagascar	*	*	*	*	*	*	*	*	*	*	*	*	*
Malawi	*	*	*	*	*	*	*	*	*	*	*	*	*
Malaysia	*	*	*	*	*	*	*	*	*	*	*	*	*
Maldives	*	*	*	*	*	*	*	*	*	*	*	*	*
Mali	5	*	*	*	*	*	*	*	*	42	20	37	60
Mauritania	*	*	*	*	*	*	*	*	*	12	7	10	18
Mauritius	*	*	*	*	*	*	*	*	*	*	*	*	*
Mexico	*	5	*	*	*	*	*	*	*	5	6	*	5
Moldova, Republic of	*	*	*	*	*	*	5	*	*	1.207	17	831	342
Mongolia	*	*	*	*	*	*	*	*	*	14	7	23	19
Montenegro	*	*	*	*	*	*	*	*	*	21	*	*	5
Morocco	99	75	54	15	17	36	65	81	95	1.062	537	1.066	977
Myanmar	*	11	*	*	*	*	*	*	*	28	15	32	28
Namibia	*	*	*	*	*	*	*	*	*	*	*	*	*
Nauru	*	*	*	*	*	*	*	*	*	*	*	*	*
Nepal	*	*	*	*	*	*	*	*	*	8	*	*	*
Netherlands	*	*	*	*	*	*	*	*	*	*	*	8	7
Nicaragua	*	*	*	*	*	*	*	*	*	37	5	30	*
Niger	*	*	6	*	*	*	*	*	*	56	19	24	13
Nigeria	99	84	50	8	13	30	58	83	61	2.102	486	558	245
Norway	*	*	*	*	*	*	*	*	*	*	*	*	*
Oman	*	*	*	*	*	*	*	*	*	*	*	*	*
Pakistan	42	41	15	*	6	7	17	38	23	397	193	309	181
Palestinian Territory, Occupied	*	*	*	*	*	*	*	*	*	40	13	79	74
Peru	*	*	*	*	*	*	*	*	*	11	7	*	*
Philippines	*	*	*	*	*	*	*	*	*	*	7	*	*
Poland	*	*	*	*	*	*	*	*	*	*	5	*	*
Portugal	*	*	*	*	*	*	*	*	*	*	*	*	*
Qatar	*	*	*	*	*	*	*	*	*	*	*	*	*
Republic of North Macedonia	22	21	5	*	*	*	*	*	*	264	53	*	*
Romania	*	*	*	*	*	*	*	*	*	*	*	*	7
Russian Federation	24	19	19	*	*	10	9	10	24	398	120	294	316
Rwanda	*	*	*	*	*	*	*	*	*	5	*	20	*
Saint Lucia	*	*	*	*	*	*	*	*	*	*	*	*	*
Saint Vincent and the Grenadines	*	*	*	*	*	*	*	*	*	*	*	*	*
Saudi Arabia	*	*	*	*	*	*	*	*	*	19	6	10	6
Senegal	12	*	*	*	*	*	6	*	*	107	31	62	81
Serbia	16	25	17	*	*	6	7	*	*	326	77	125	174
Sierra Leone	*	5	6	*	*	*	9	8	*	111	42	88	67
Slovak Republic	*	*	*	*	*	*	*	*	*	*	*	*	*
Somalia	15	15	19	*	*	10	13	23	30	222	129	133	124
South Africa	*	*	*	*	*	*	*	*	*	9	*	5	12
South Sudan	*	*	*	*	*	*	*	*	*	5	*	*	*
Spain	*	*	*	*	*	*	*	*	*	*	*	*	7
Sri Lanka	*	6	*	*	*	*	*	*	*	56	16	30	46
Stateless	6	*	*	*	*	*	*	6	*	38	25	49	120
Sudan	21	17	31	*	*	8	14	10	12	199	115	249	260
Suriname	*	*	*	*	*	*	*	*	*	*	11	6	8
Swaziland	*	*	*	*	*	*	*	*	*	*	*	*	*
Sweden	*	*	*	*	*	*	*	*	*	*	*	*	*
Syrian Arab Republic	560	318	217	69	106	187	396	431	542	3.675	2.826	2.956	2.202
Taiwan	*	*	*	*	*	*	*	*	*	*	*	*	*
Tajikistan	7	5	*	*	*	*	*	*	*	109	18	178	59
Tanzania, United Republic of	*	*	7	*	*	*	*	*	*	14	12	6	14
Thailand	*	*	*	*	*	*	*	*	*	*	*	*	*
the former Yugoslav Republic of Macedonia	*	*	*	*	*	*	*	*	*	30	*	92	112
Togo	*	*	*	*	*	*	*	*	*	11	*	7	10
Trinidad and Tobago	*	*	*	*	*	*	*	*	*	13	*	23	34
Tunisia	21	24	10	5	5	8	11	19	34	296	137	387	172
Turkey	82	96	75	6	19	26	127	186	135	1.251	752	1.301	481
Turkmenistan	*	*	*	*	*	*	*	*	*	5	*	10	*
Uganda	8	10	13	*	9	7	8	8	6	220	73	145	72
Ukraine	5	9	6	*	*	*	*	*	*	132	32	303	139
United Arab Emirates	*	*	*	*	*	*	*	*	*	*	*	*	*
United Kingdom	*	*	*	*	*	*	*	*	*	*	*	*	5
United States of America	*	*	*	*	*	*	*	*	*	17	10	25	20
Unknown	73	41	41	23	25	62	57	54	62	870	438	678	550
Uruguay	*	*	*	*	*	*	*	*	*	*	*	*	*
Uzbekistan	*	*	*	*	*	*	*	*	*	7	9	12	5
Venezuela	12	22	13	*	*	*	6	*	*	182	67	150	77
Viet Nam	*	*	*	*	*	*	*	*	*	50	13	41	27
Yemen	51	31	54	20	18	28	45	39	44	645	330	528	171
Zambia	*	*	*	*	*	*	*	*	*	*	*	*	*
Zimbabwe	5	*	*	*	*	*	*	*	*	20	10	5	17
Other	*	*	*	*	*	*	*	*	*	*	*	8	7
Totaal	1.955	1.508	1.014	269	339	649	1.198	1.423	1.502	22.533	9.857	20.353	14.716

* To conceal the lowest figures, all values between 0 and 4 are replaced by asterisk.
 Selection criterion for this table: all nationalities with at least 1 application in the current year.