



Immigratie- en Naturalisatiedienst
Ministerie van Justitie en Veiligheid

Asylum Trends

Monthly Report on Asylum Applications in The Netherlands

December 2020

Colophon

Title Asylum Trends

Subtitle Monthly Report on Asylum Applications in The Netherlands
Recent trends

Author Ministry of Justice and Security
Immigration and Naturalisation Service (IND)
IND Business Information Centre (BIC)
Rijnstraat 8 | 2515 XP Den Haag
Postbus 16275 | 2500 BG Den Haag

Migratie in beweging



EUROPESE UNIE
Het Fonds voor asiel,
migratie en integratie

Contents

<i>Colophon</i>	2
-----------------	---

Asylum applications in The Netherlands

Total asylum applications in The Netherlands	4
First asylum applications in The Netherlands	5
Repeated asylum applications in The Netherlands	6
Family reunification in The Netherlands	7
Unaccompanied minor asylum seekers in The Netherlands	8
Monthly first asylum applications in The Netherlands	9

Appendix

Appendix: Relocation and Resettlement

Appendix: Eurostat

Total asylum influx in The Netherlands (first applications, repeated applications, family reunification influx)
Source: METIS

Top 10 Last thirteen months **total** asylum applications in The Netherlands

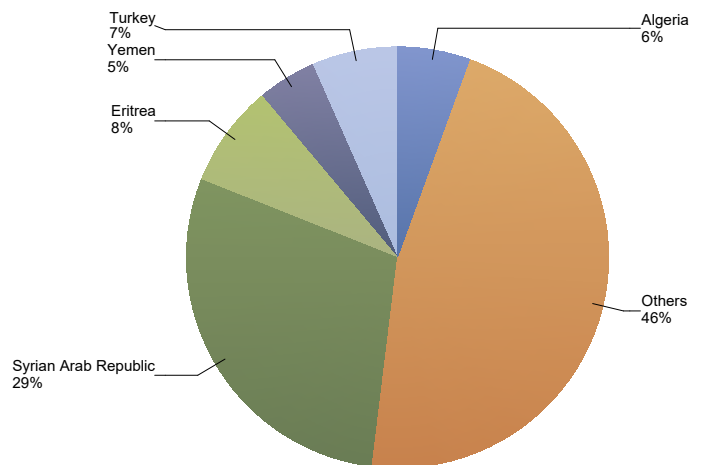
Total 2018	Total 2019	Country of citizenship	2020												Total	Last 12 months	Perc
			Jan	Feb	Mar	Apr	May	Jun	Jul	Aug	Sep	Oct	Nov	Dec			
5.203	5.199	Syrian Arab Republic	673	492	261	126	113	200	548	583	619	605	718	628	5.566	5.566	29%
3.953	2.365	Eritrea	304	251	75	60	41	69	49	63	136	111	201	144	1.504	1.504	8%
1.382	1.357	Turkey	89	108	80	9	19	34	199	227	194	163	67	76	1.265	1.265	7%
1.336	1.317	Algeria	152	102	58	19	10	54	81	97	83	146	122	138	1.062	1.062	6%
659	852	Yemen	88	65	68	38	18	30	52	48	89	128	151	86	861	861	5%
1.163	1.191	Morocco	109	81	54	16	17	44	85	91	96	101	75	83	852	852	4%
659	2.206	Nigeria	110	99	54	9	13	32	71	89	67	66	54	65	729	729	4%
859	923	Unknown	79	49	43	25	26	63	61	60	73	56	54	58	647	647	3%
1.588	1.015	Iraq	75	53	27	14	18	60	71	42	67	69	61	62	619	619	3%
1.207	893	Afghanistan	112	77	57	13	5	40	35	58	27	68	47	68	607	607	3%
12.371	12.117	Others	796	769	449	110	133	257	406	467	543	530	469	491	5.420	5.420	28%
30.380	29.435	Total	2.587	2.146	1.226	439	413	883	1.658	1.825	1.994	2.043	2.019	1.899	19.132	19.132	100%

* To conceal the lowest figures, all values between 0 and 4 are replaced by asterisk.

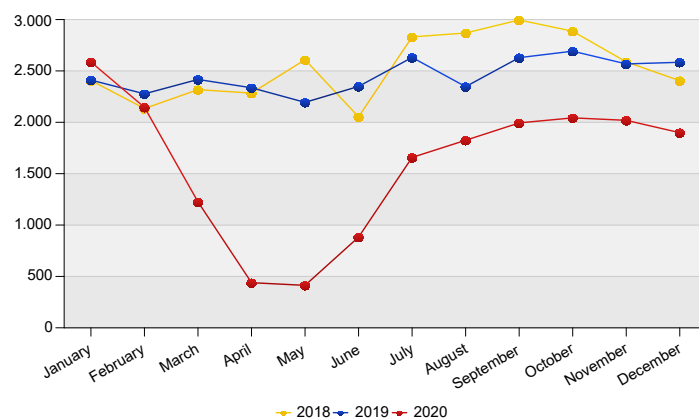
Top Total asylum applications in The Netherlands
December 2020

	Country of citizenship		%
1	Syrian Arab Republic	628	33%
2	Eritrea	144	8%
3	Algeria	138	7%
4	Yemen	86	5%
5	Morocco	83	4%
6	Turkey	76	4%
7	Afghanistan	68	4%
8	Nigeria	65	3%
9	Iraq	62	3%
10	Unknown	58	3%
	Others	491	26%
Total December 2020		1.899	100%

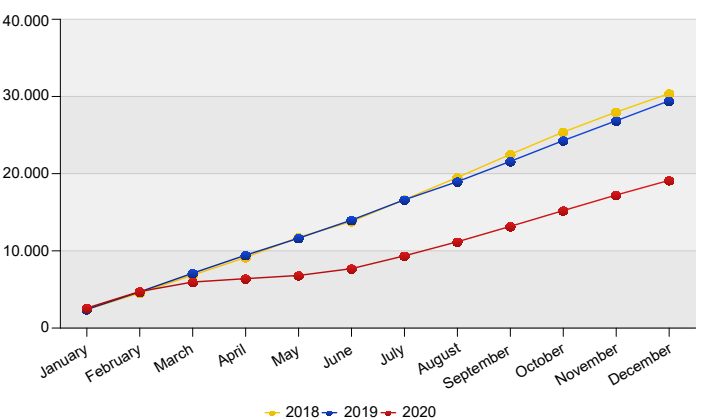
Top Nationalities total applications last twelve months
Period: Jan 2020 - Dec 2020
Number of total asylum applications: 19.132



Total asylum applications in The Netherlands



Cumulative development of total asylum applications in The Netherlands



First asylum applications in The Netherlands
Source: METIS

Top 10 Last thirteen months **first** asylum applications in The Netherlands

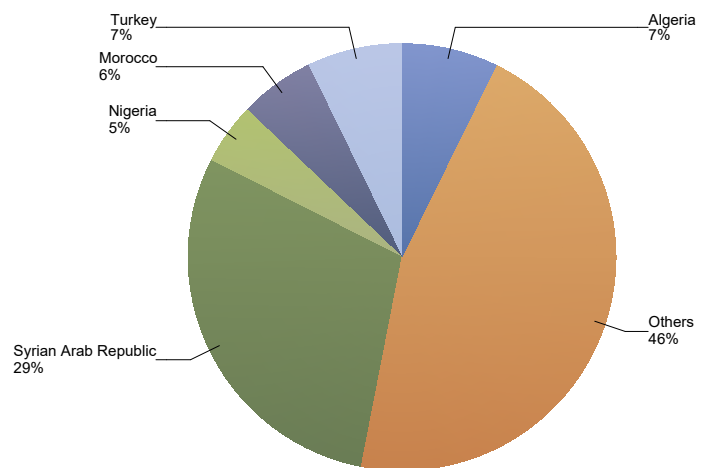
Total 2018	Total 2019 **	Country of citizenship	2020												Last 12 months	Perc	
			Jan	Feb	Mar	Apr	May	Jun	Jul	Aug	Sep	Oct	Nov	Dec			Total
2.956	3.675	Syrian Arab Republic	560	318	218	69	106	187	397	430	541	394	449	353	4.022	4.022	29%
1.267	1.211	Algeria	143	92	52	17	9	48	65	92	82	144	117	132	993	993	7%
1.301	1.251	Turkey	81	96	75	6	19	26	127	186	135	140	47	51	989	989	7%
1.066	1.062	Morocco	99	75	51	15	17	36	65	81	94	96	67	78	774	774	6%
558	2.102	Nigeria	99	84	46	8	13	29	57	82	60	60	42	53	633	633	5%
678	870	Unknown	73	41	41	23	25	61	54	54	62	46	53	48	581	581	4%
528	645	Yemen	51	31	54	20	18	28	45	39	42	26	22	34	410	410	3%
325	437	Afghanistan	78	41	38	7	*	11	20	35	16	51	33	56	389	389	3%
1.869	1.534	Iran (Islamic Republic of)	87	58	21	26	17	20	32	29	26	22	23	9	370	370	3%
1.284	501	Eritrea	36	45	20	*	12	23	35	33	42	35	27	56	368	368	3%
8.521	9.245	Others	647	626	392	73	100	179	297	358	389	390	347	346	4.144	4.144	30%
20.353	22.533	Total	1.954	1.507	1.008	268	339	648	1.194	1.419	1.489	1.404	1.227	1.216	13.673	13.673	100%

* To conceal the lowest figures, all values between 0 and 4 are replaced by asterisk.

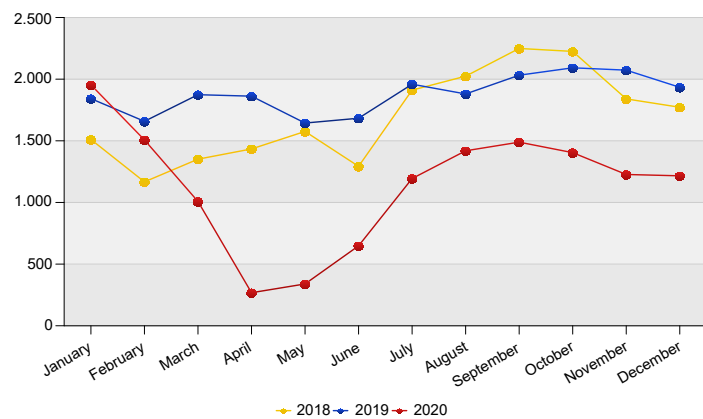
Top First asylum applications in The Netherlands
December 2020

	Country of citizenship		%
1	Syrian Arab Republic	353	29%
2	Algeria	132	11%
3	Morocco	78	6%
4	Afghanistan	56	5%
5	Eritrea	56	5%
6	Nigeria	53	4%
7	Turkey	51	4%
8	Unknown	48	4%
9	Tunisia	40	3%
10	Yemen	34	3%
11	Gambia	25	2%
12	Iraq	25	2%
	Others	265	22%
Total December 2020		1.216	100%

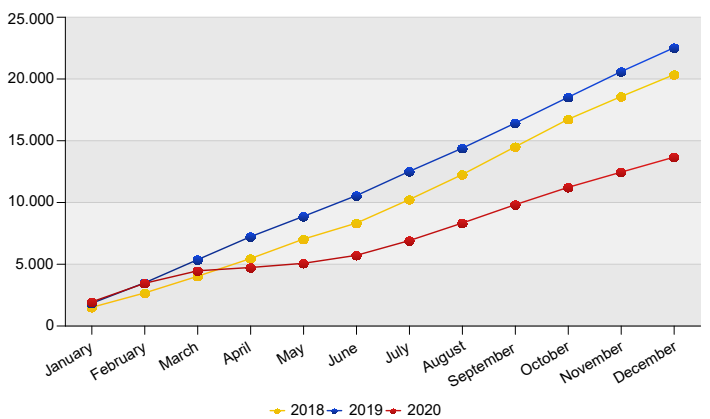
Top Nationalities first applications last twelve months
Period: Jan 2020 - Dec 2020
Number of first asylum applications: 13.673



First asylum applications in The Netherlands



Cumulative development of first asylum applications in The Netherlands



Repeated asylum applications in The Netherlands
Source: METIS

Top 10 Last thirteen months repeated asylum applications in The Netherlands

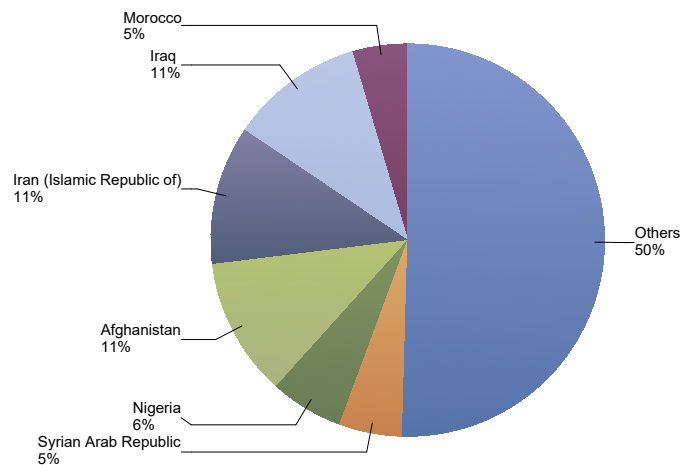
Total 2018	Total 2019	Country of citizenship	2020												Last 12 months	Perc	
			Jan	Feb	Mar	Apr	May	Jun	Jul	Aug	Sep	Oct	Nov	Dec			Total
634	354	Afghanistan	29	27	13	5	*	29	15	20	6	13	14	9	182	182	11%
432	261	Iran (Islamic Republic of)	20	18	5	*	5	20	25	12	18	15	23	18	182	182	11%
658	303	Iraq	12	16	9	*	*	39	29	16	20	12	9	8	175	175	11%
92	95	Nigeria	11	15	8	*	*	*	14	7	7	6	12	12	96	96	6%
110	161	Syrian Arab Republic	*	8	*	*	*	*	12	10	6	16	12	8	83	83	5%
95	127	Morocco	10	6	*	*	*	8	20	10	*	5	*	5	73	73	5%
68	106	Algeria	9	10	6	*	*	6	16	5	*	*	5	5	68	68	4%
105	85	Eritrea	6	8	*	*	*	12	5	*	12	6	5	5	66	66	4%
103	67	Somalia	*	*	*	*	*	7	5	*	*	*	*	*	35	35	2%
27	32	Serbia	*	*	*	*	*	6	7	5	7	6	*	33	33	2%	
64	24	Stateless	*	*	*	*	*	*	*	*	6	*	7	8	33	33	2%
43	46	Pakistan	6	*	*	*	*	*	*	6	*	*	7	*	30	30	2%
1.133	1.062	Others	53	51	38	6	6	42	75	38	67	56	53	55	540	540	34%
3.564	2.723	Total	166	166	91	22	23	177	225	136	155	144	155	136	1.596	1.596	100%

* To conceal the lowest figures, all values between 0 and 4 are replaced by asterisk.

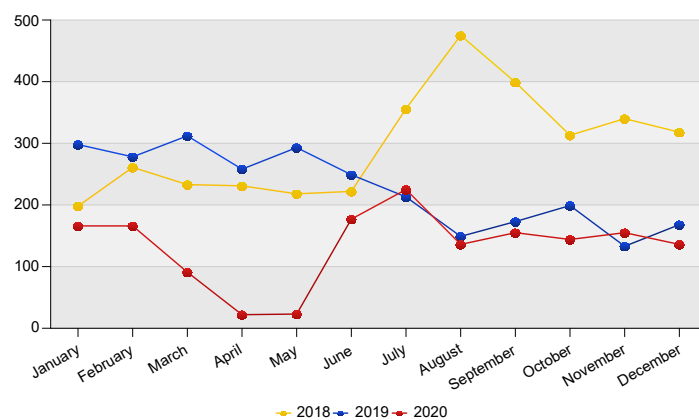
Top Repeated asylum applications in The Netherlands December 2020

	Country of citizenship		%
1	Iran (Islamic Republic of)	18	13%
2	Nigeria	12	9%
3	Afghanistan	9	7%
4	Iraq	8	6%
5	Stateless	8	6%
6	Syrian Arab Republic	8	6%
7	Algeria	5	4%
8	Eritrea	5	4%
9	Gambia	5	4%
10	Morocco	5	4%
11	Unknown	5	4%
	Others	48	35%
Total December 2020		136	100%

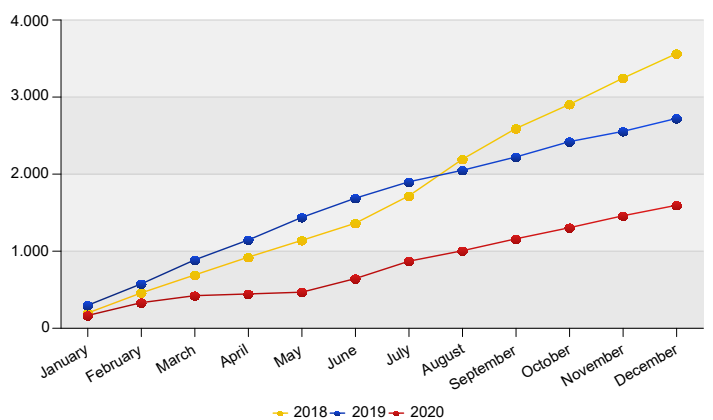
Top Nationalities repeated asylum applications last twelve months
Period: Jan 2020 - Dec 2020
Number of repeated asylum applications: 1.596



Repeated asylum applications in The Netherlands



Cumulative development of repeated asylum applications in The Netherlands



Influx of family reunification in The Netherlands (Council Directive 2003/86/EC Chapter V)
Source: METIS

Top 10 Last thirteen months Influx of family reunification in The Netherlands

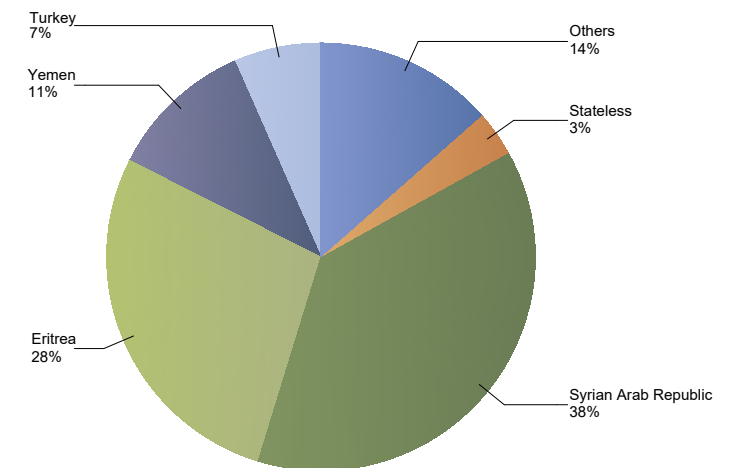
Total 2018	Total 2019	Country of citizenship	2020												Last 12 months	Perc	
			Jan	Feb	Mar	Apr	May	Jun	Jul	Aug	Sep	Oct	Nov	Dec			Total
2.137	1.363	Syrian Arab Republic	109	166	41	55	5	12	139	143	72	195	257	267	1.461	1.461	38%
2.564	1.779	Eritrea	262	198	52	56	29	34	9	26	82	70	169	83	1.070	1.070	28%
129	201	Yemen	36	33	*	18	*	*	*	6	47	101	125	51	423	423	11%
52	76	Turkey	6	9	*	*	*	7	71	40	56	17	20	24	255	255	7%
238	142	Stateless	9	15	5	13	*	*	7	14	*	23	12	30	132	132	3%
193	91	Iraq	*	7	*	*	*	*	6	*	17	20	22	29	108	108	3%
73	68	Pakistan	*	7	*	*	12	*	*	12	35	17	*	13	97	97	3%
121	62	Iran (Islamic Republic of)	*	*	*	*	*	*	*	*	*	6	11	20	48	48	1%
134	21	Unknown	*	5	*	*	*	*	*	*	9	9	*	5	40	40	1%
248	102	Afghanistan	5	9	6	*	*	*	*	*	5	*	*	*	36	36	1%
574	274	Others	31	21	11	*	*	*	5	21	25	33	19	22	193	193	5%
6.463	4.179	Total	467	473	127	149	51	58	239	270	350	495	637	547	3.863	3.863	100%

* To conceal the lowest figures, all values between 0 and 4 are replaced by asterisk.

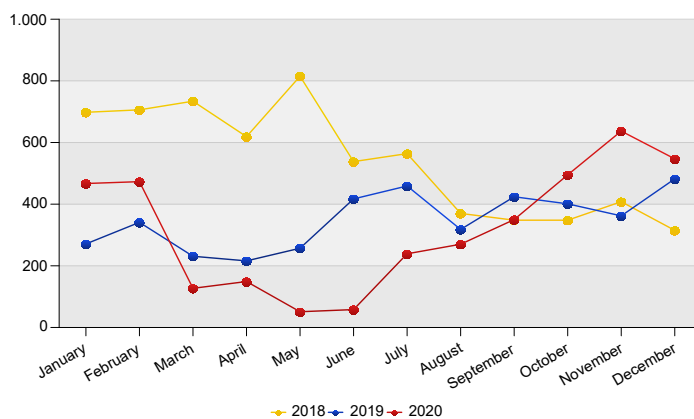
Top Influx of family reunification in The Netherlands
December 2020

Country of citizenship		%
1 Syrian Arab Republic	267	49%
2 Eritrea	83	15%
3 Yemen	51	9%
4 Stateless	30	5%
5 Iraq	29	5%
Others	87	16%
Total December 2020	547	100%

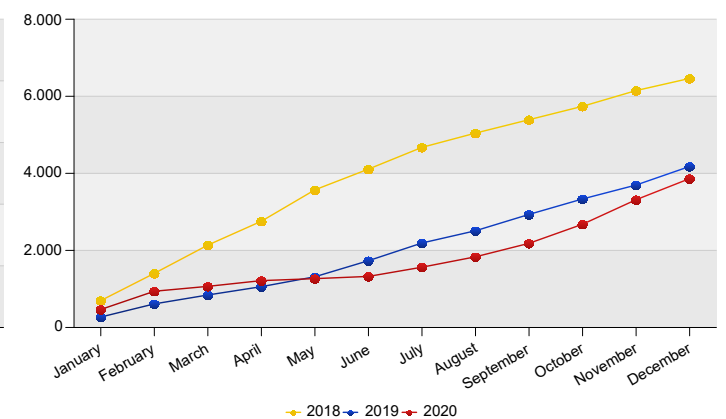
Top Nationalities Influx of family reunification last twelve months
Period: Jan 2020 - Dec 2020
Number of influx family reunification: 3.863



Influx of family reunification in The Netherlands



Cumulative development of Influx of family reunification in The Netherlands



Influx of indicated unaccompanied minor asylum seekers in The Netherlands
 Source: METIS

Top 10 Unaccompanied minor asylum applications in The Netherlands

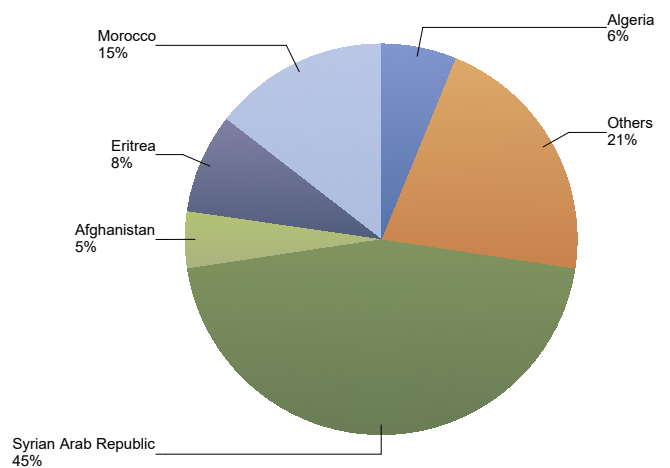
Total 2018	Total 2019	Country of citizenship	2020												Last 12 months	Perc	
			Jan	Feb	Mar	Apr	May	Jun	Jul	Aug	Sep	Oct	Nov	Dec			Total
172	308	Syrian Arab Republic	58	27	19	*	13	14	34	37	59	47	73	61	446	446	45%
145	163	Morocco	9	8	9	*	*	5	8	19	15	17	24	23	143	143	15%
428	111	Eritrea	6	*	*	*	*	*	*	10	12	8	5	25	81	81	8%
55	68	Algeria	*	*	*	*	*	*	*	7	*	7	10	17	61	61	6%
31	56	Afghanistan	*	7	*	*	*	*	*	6	5	7	5	*	46	46	5%
26	35	Unknown	5	*	*	*	*	*	*	*	*	*	*	*	31	31	3%
14	26	Somalia	*	*	*	*	*	*	*	*	*	*	*	8	5	27	3%
69	64	Iraq	8	5	*	*	*	*	*	*	*	*	*	*	21	21	2%
26	10	Sudan	*	*	*	*	*	*	*	*	*	*	*	*	5	19	2%
12	23	Yemen	*	*	*	*	*	*	*	*	*	*	*	*	18	18	2%
247	182	Others	13	*	6	*	*	*	*	7	9	13	11	16	93	93	9%
1.225	1.046	Total	110	65	52	10	21	27	70	95	118	107	146	165	986	986	100%

* To conceal the lowest figures, all values between 0 and 4 are replaced by asterisk.

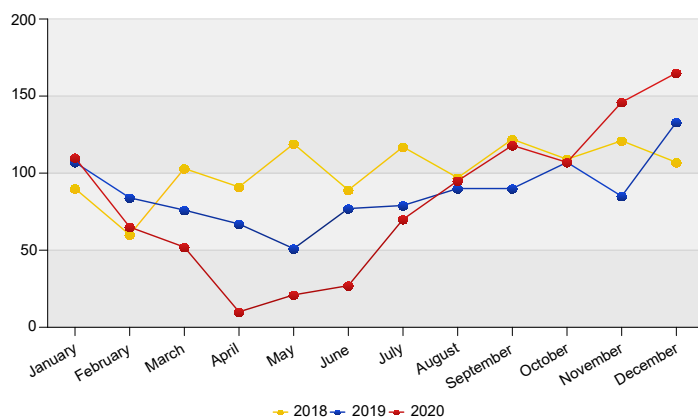
Top Unaccompanied minor asylum applications in The Netherlands December 2020

Country of citizenship		%
1 Syrian Arab Republic	61	37%
2 Eritrea	25	15%
3 Morocco	23	14%
4 Algeria	17	10%
5 Unknown	6	4%
Others	33	20%
Total December 2020	165	100%

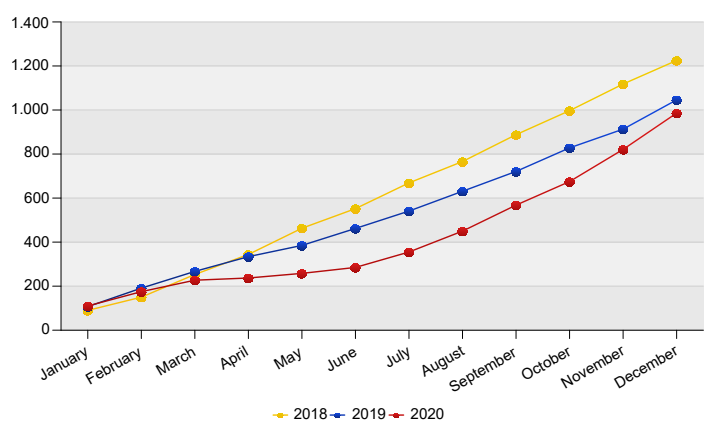
Top Nationalities unaccompanied minor asylum applications last twelve months
 Period: Jan 2020 - Dec 2020
 Number of unaccompanied minor asylum applications: 986



Unaccompanied minor asylum applications in The Netherlands



Cumulative development of Unaccompanied minor asylum applications in The Netherlands



Monthly First Asylum Applications in The Netherlands in 2020

Source: METIS

Country of citizenships	Jan	Feb	Mar	Apr	May	Jun	Jul	Aug	Sep	Oct	Nov	Dec	2020	Total 2019
Afghanistan	78	41	38	7	*	11	20	35	16	51	33	56	389	437
Albania	5	23	*	*	*	*	7	*	*	*	12	18	82	192
Algeria	143	92	52	17	9	48	65	92	82	144	117	132	993	1.211
Angola	*	*	*	*	*	*	*	*	*	*	*	*	12	56
Argentina	*	*	*	*	*	*	*	*	*	*	*	*	*	*
Armenia	5	7	*	*	*	*	*	5	*	*	*	*	25	72
Australia	*	*	*	*	*	*	*	*	*	*	*	*	*	*
Austria	*	*	*	*	*	*	*	*	*	*	*	*	*	*
Azerbaijan	34	26	14	*	*	9	7	11	5	*	5	*	115	375
Bahrain	*	*	*	*	*	*	*	*	*	*	*	*	5	*
Bangladesh	5	*	*	*	*	*	*	*	*	*	*	*	21	20
Belarus	7	7	10	*	*	*	9	8	18	6	5	13	84	165
Belgium	*	*	*	*	*	*	*	*	*	*	*	*	*	*
Benin	*	*	*	*	*	*	*	*	*	*	*	*	*	*
Bosnia and Herzegovina	*	*	*	*	*	*	*	*	*	5	*	*	11	72
Brazil	*	*	*	*	6	*	*	*	*	*	*	*	19	8
Bulgaria	*	*	*	*	*	*	*	*	*	*	*	*	5	*
Burkina Faso	*	*	*	*	*	*	*	*	*	*	*	*	8	8
Burundi	*	*	*	*	*	*	*	*	*	*	*	*	*	*
Cambodia	*	*	*	*	*	*	*	*	*	*	*	*	*	*
Cameroon	*	*	8	*	*	*	*	*	6	*	8	*	36	49
Canada	*	*	*	*	*	*	*	*	*	*	*	*	*	*
Cape Verde	*	*	*	*	*	*	*	*	*	*	*	*	*	*
Central African Republic	*	*	*	*	*	*	*	*	*	*	*	*	*	*
Chad	*	*	*	*	*	*	*	*	*	*	*	*	11	22
Chile	*	*	*	*	*	*	*	*	*	*	*	*	*	*
China (including Hong Kong)	14	9	*	*	*	*	*	*	*	7	*	5	56	155
Colombia	16	32	39	*	*	*	*	5	*	*	*	*	106	158
Comoros	*	*	*	*	*	*	*	*	*	*	*	*	*	*
Congo, the Democratic Republic of the	*	*	*	*	*	*	*	*	*	*	*	*	10	10
Congo, the Republic of the	*	*	*	*	*	*	*	*	*	*	*	*	17	43
Costa Rica	*	*	*	*	*	*	*	*	*	*	*	*	*	*
Cote d'Ivoire	6	*	*	*	*	*	*	*	*	*	*	*	29	49
Croatia	*	*	*	*	*	*	*	*	*	*	*	*	*	*
Cuba	*	*	*	*	*	*	*	*	*	*	*	*	8	18
Czech Republic	5	*	*	*	*	*	*	*	*	*	*	*	5	*
Djibouti	*	*	*	*	*	*	*	*	*	*	*	*	*	*
Dominica	*	*	*	*	*	*	*	*	*	*	*	*	*	*
Dominican Republic	*	*	*	*	*	*	*	*	*	*	*	*	5	9
East Timor	*	*	*	*	*	*	*	*	*	*	*	*	*	8
Ecuador	*	*	*	*	*	*	*	*	*	*	*	*	*	*
Egypt	19	9	16	*	*	*	8	10	9	5	5	10	101	190
El Salvador	6	8	12	*	*	*	*	*	*	*	*	*	28	34
Eritrea	36	45	20	*	12	23	35	33	42	35	27	56	368	501
Estonia	*	*	*	*	*	*	*	*	*	*	*	*	*	*
Ethiopia	10	*	5	*	5	*	*	*	*	8	*	*	44	92
France	*	*	*	*	*	*	*	*	*	*	*	*	*	7
Gabon	*	*	*	*	*	*	*	*	*	*	*	*	*	*
Gambia	30	31	13	*	*	5	15	22	18	31	11	25	204	539
Georgia	21	34	7	5	7	*	14	35	11	15	7	*	163	326
Germany	*	*	*	*	*	*	*	*	*	*	*	*	6	9
Ghana	6	*	*	*	*	*	6	*	5	*	5	6	41	89
Greece	*	*	*	*	*	*	*	*	*	*	*	*	*	5
Grenada	*	*	*	*	*	*	*	*	*	*	*	*	*	*
Guatemala	*	*	*	*	*	*	*	*	*	*	*	*	*	*
Guinea	16	15	8	*	*	*	11	10	5	11	12	12	108	195
Guinea-Bissau	*	*	*	*	*	*	*	*	*	*	*	*	10	28
Guyana	*	*	*	*	*	*	*	*	*	*	*	*	*	*
Haiti	*	*	*	*	*	*	*	*	*	*	*	*	*	7
Honduras	*	*	*	*	*	*	*	*	*	*	*	*	6	10
Hungary	*	*	*	*	*	*	*	*	*	*	*	*	5	*
India	5	*	*	*	*	*	*	*	*	*	*	*	14	49
Indonesia	*	*	*	*	*	*	*	*	*	*	*	*	9	8
Iran (Islamic Republic of)	87	58	21	26	17	20	32	29	26	22	23	9	370	1.534
Iraq	61	30	18	13	12	21	36	23	30	37	30	25	336	621
Israel	*	*	*	*	*	*	*	*	*	*	*	*	*	*
Italy	*	*	*	*	*	*	*	*	*	*	*	*	5	7
Jamaica	*	*	*	*	*	*	*	*	*	*	*	*	6	19
Japan	*	*	*	*	*	*	*	*	*	*	*	*	*	*
Jordan	21	7	*	*	*	*	*	*	*	*	11	*	55	116
Kazakhstan	*	*	*	*	*	*	*	7	10	*	*	*	28	36
Kenya	*	*	*	*	*	*	*	*	*	*	*	*	12	5
Korea, Democratic People's Republic of	*	*	*	*	*	*	*	*	*	*	*	*	*	*
Korea, Republic of	*	*	*	*	*	*	*	*	*	*	*	*	*	*
Kosovo / UNSCR 1244	11	*	*	*	*	*	*	*	9	*	12	*	42	56
Kuwait	*	*	*	*	*	*	*	*	*	*	*	*	8	6
Kyrgyzstan	*	*	*	*	*	*	*	*	*	*	*	*	*	16
Latvia	*	*	*	*	*	*	*	*	*	*	*	*	*	*
Lebanon	6	25	9	*	*	*	*	13	14	5	*	*	88	119
Liberia	*	*	*	*	*	*	*	*	*	*	*	*	11	29
Libyan Arab Jamahiriya	36	17	8	*	6	11	11	11	37	17	16	17	188	304
Lithuania	*	*	*	*	*	*	*	*	*	*	*	*	*	*
Madagascar	*	*	*	*	*	*	*	*	*	*	*	*	*	*
Malawi	*	*	*	*	*	*	*	*	*	*	*	*	*	*
Malaysia	*	*	*	*	*	*	*	*	*	*	*	*	*	*
Maldives	*	*	*	*	*	*	*	*	*	*	*	*	*	*
Mali	5	*	*	*	*	*	*	*	*	*	*	*	21	42
Mauritania	*	*	*	*	*	*	*	*	*	*	*	*	11	12

Monthly First Asylum Applications in The Netherlands in 2020

Source: METIS

Country of citizenships	Jan	Feb	Mar	Apr	May	Jun	Jul	Aug	Sep	Oct	Nov	Dec	2020	Total 2019
Mauritius	*	*	*	*	*	*	*	*	*	*	*	*	*	*
Mexico	*	5	*	*	*	*	*	*	*	*	*	*	7	5
Moldova, Republic of	*	*	*	*	*	*	5	*	*	*	8	5	32	1.207
Mongolia	*	*	*	*	*	*	*	*	*	*	*	*	13	14
Montenegro	*	*	*	*	*	*	*	*	*	*	*	*	*	21
Morocco	99	75	51	15	17	36	65	81	94	96	67	78	774	1.062
Mozambique	*	*	*	*	*	*	*	*	*	*	*	*	*	*
Myanmar	*	11	*	*	*	*	*	*	*	*	*	*	16	28
Namibia	*	*	*	*	*	*	*	*	*	*	*	*	*	*
Nauru	*	*	*	*	*	*	*	*	*	*	*	*	*	*
Nepal	*	*	*	*	*	*	*	*	*	*	*	*	*	8
Netherlands	*	*	*	*	*	*	*	*	*	*	*	*	*	*
Nicaragua	*	*	*	*	*	*	*	*	*	*	*	*	5	37
Niger	*	*	6	*	*	*	*	*	*	*	*	*	27	56
Nigeria	99	84	46	8	13	29	57	82	60	60	42	53	633	2.102
Norway	*	*	*	*	*	*	*	*	*	*	*	*	*	*
Oman	*	*	*	*	*	*	*	*	*	*	*	*	*	*
Pakistan	42	41	15	*	6	8	17	38	23	31	21	22	267	397
Palestinian Territory, Occupied	*	*	*	*	*	*	*	*	*	*	*	*	17	40
Peru	*	*	*	*	*	*	*	*	*	*	*	*	7	11
Philippines	*	*	*	*	*	*	*	*	*	*	*	*	8	*
Poland	*	*	*	*	*	*	*	*	*	*	*	*	10	*
Portugal	*	*	*	*	*	*	*	*	*	*	*	*	*	*
Qatar	*	*	*	*	*	*	*	*	*	*	*	*	*	*
Republic of North Macedonia	22	21	5	*	*	*	*	*	*	*	*	*	54	264
Romania	*	*	*	*	*	*	*	*	*	*	*	*	*	*
Russian Federation	24	19	19	*	*	10	9	10	24	21	21	18	180	398
Rwanda	*	*	*	*	*	*	*	*	*	*	*	*	5	5
Saint Lucia	*	*	*	*	*	*	*	*	*	*	*	*	*	*
Saint Vincent and the Grenadines	*	*	*	*	*	*	*	*	*	*	*	*	*	*
Saudi Arabia	*	*	*	*	*	*	*	*	*	*	*	*	9	19
Senegal	12	*	*	*	*	*	6	*	*	9	*	*	45	107
Serbia	16	25	17	*	*	6	7	*	*	*	*	*	82	326
Sierra Leone	*	5	6	*	*	*	9	8	*	5	*	8	58	111
Slovak Republic	*	*	*	*	*	*	*	*	*	*	*	*	*	*
Somalia	15	15	19	*	*	10	13	22	31	24	27	22	202	222
South Africa	*	*	*	*	*	*	*	*	*	*	*	*	5	9
South Sudan	*	*	*	*	*	*	*	*	*	*	*	*	8	5
Spain	*	*	*	*	*	*	*	*	*	*	*	*	*	*
Sri Lanka	*	6	*	*	*	*	*	*	*	*	*	*	22	56
Stateless	6	*	*	*	*	*	6	*	*	*	*	*	33	38
Sudan	21	17	31	*	*	8	14	10	11	14	14	15	157	199
Suriname	*	*	*	*	*	*	*	*	*	6	*	*	17	*
Swaziland	*	*	*	*	*	*	*	*	*	*	*	*	*	*
Sweden	*	*	*	*	*	*	*	*	*	*	*	*	*	*
Syrian Arab Republic	560	318	218	69	106	187	397	430	541	394	449	353	4.022	3.675
Taiwan	*	*	*	*	*	*	*	*	*	*	*	*	*	*
Tajikistan	7	5	*	*	*	*	*	*	*	*	*	*	19	109
Tanzania, United Republic of	*	*	7	*	*	*	*	*	*	*	*	*	17	14
Thailand	*	*	*	*	*	*	*	*	*	*	*	*	*	*
the former Yugoslav Republic of Macedonia	*	*	*	*	*	*	*	*	*	*	*	*	*	30
Togo	*	*	*	*	*	*	*	*	*	*	*	*	*	11
Trinidad and Tobago	*	*	*	*	*	*	*	*	*	*	*	*	*	13
Tunisia	21	23	10	5	5	8	11	19	34	35	31	40	242	296
Turkey	81	96	75	6	19	26	127	186	135	140	47	51	989	1.251
Turkmenistan	*	*	*	*	*	*	*	*	*	*	*	*	*	5
Uganda	8	10	13	*	9	7	8	8	6	*	6	*	85	220
Ukraine	5	9	6	*	*	*	*	*	*	*	*	*	42	132
United Arab Emirates	*	*	*	*	*	*	*	*	*	*	*	*	*	*
United Kingdom	*	*	*	*	*	*	*	*	*	*	*	*	*	*
United States of America	*	*	*	*	*	*	*	*	*	*	*	*	11	17
Unknown	73	41	41	23	25	61	54	54	62	46	53	48	581	870
Uruguay	*	*	*	*	*	*	*	*	*	*	*	*	*	*
Uzbekistan	*	*	*	*	*	*	*	*	*	*	*	*	11	7
Venezuela	12	22	13	*	*	*	6	*	*	*	*	9	83	182
Viet Nam	*	*	*	*	*	*	*	*	*	*	*	*	18	50
Yemen	51	31	54	20	18	28	45	39	42	26	22	34	410	645
Zambia	*	*	*	*	*	*	*	*	*	*	*	*	*	*
Zimbabwe	5	*	*	*	*	*	*	*	*	*	*	*	12	20
Other	*	*	*	*	*	*	*	*	*	*	*	*	*	*
Totaal	1.954	1.507	1.008	268	339	648	1.194	1.419	1.489	1.404	1.227	1.216	13.673	22.533

* To conceal the lowest figures, all values between 0 and 4 are replaced by asterisk.
Selection criterion for this table: all nationalities with at least 1 application in the current year.