



Immigratie- en Naturalisatiedienst  
*Ministerie van Justitie en Veiligheid*

## **Asylum Trends**

Monthly Report on Asylum Applications in The Netherlands

March 2022

## Colophon

<b>Title</b>	Asylum Trends
<b>Subtitle</b>	Monthly Report on Asylum Applications in The Netherlands Recent trends
<b>Author</b>	Ministry of Justice and Security Immigration and Naturalisation Service (IND) IND Business Information Centre (BIC) Rijnstraat 8   2515 XP Den Haag Postbus 16275   2500 BG Den Haag

Migratie in beweging



EUROPESE UNIE  
Het Fonds voor asiel,  
migratie en integratie

# Contents

<i>Colophon</i>	2
-----------------	---

## **Asylum applications in The Netherlands**

Total asylum applications in The Netherlands	4
First asylum applications in The Netherlands	5
Repeated asylum applications in The Netherlands	6
Family reunification in The Netherlands	7
Unaccompanied minor asylum seekers in The Netherlands	8
Monthly first asylum applications in The Netherlands	9

## **Appendix**

Appendix: Relocation and Resettlement

**Total asylum influx in The Netherlands (first applications, repeated applications, family reunification influx)**  
Source: METIS

Top 10 Last thirteen months **total** asylum applications in The Netherlands

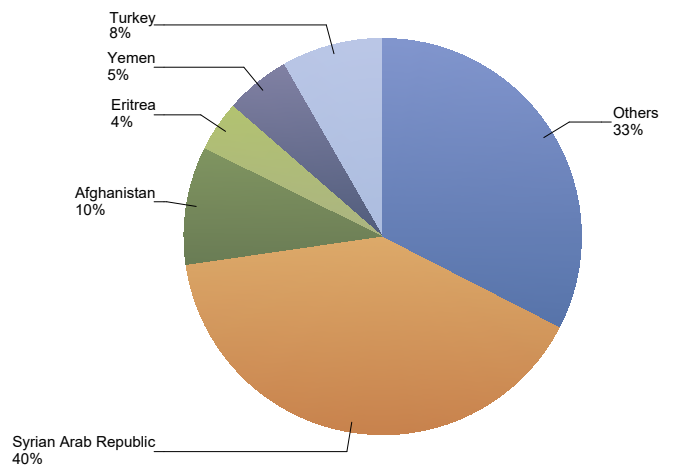
Total 2020	Total 2021	Country of citizenship	2021												2022				Last 12 months	Perc
			Mar	Apr	May	Jun	Jul	Aug	Sep	Oct	Nov	Dec	Total	Jan	Feb	Mar	Total			
5.566	14.904	Syrian Arab Republic	680	832	808	1.044	1.308	1.311	1.744	2.433	2.047	1.744	13.951	1.021	978	1.410	3.409	16.680	40%	
607	3.425	Afghanistan	123	80	49	119	131	328	1.282	495	494	217	3.318	143	109	538	790	3.985	10%	
1.265	3.215	Turkey	119	96	133	293	674	750	388	257	184	165	3.059	159	139	210	508	3.448	8%	
861	1.855	Yemen	100	108	80	102	94	111	238	490	219	135	1.677	120	145	353	618	2.195	5%	
1.504	1.576	Eritrea	103	154	153	166	147	121	97	168	142	207	1.458	113	122	112	347	1.702	4%	
271	1.059	Somalia	29	19	37	50	81	157	230	130	143	145	1.021	97	114	177	388	1.380	3%	
1.062	1.176	Algeria	96	67	74	79	88	85	112	154	126	117	998	88	118	118	324	1.226	3%	
619	1.133	Iraq	41	53	51	66	67	61	86	246	211	130	1.012	63	57	92	212	1.183	3%	
647	952	Unknown	51	45	52	79	102	89	114	124	138	101	895	99	73	136	308	1.152	3%	
852	988	Morocco	71	68	57	90	86	106	103	101	89	79	850	53	57	84	194	973	2%	
5.878	6.337	Others	422	410	420	385	559	604	696	671	785	711	5.663	771	606	972	2.349	7.590	18%	
19.132	36.620	Total	1.835	1.932	1.914	2.473	3.337	3.723	5.090	5.269	4.578	3.751	33.902	2.727	2.518	4.202	9.447	41.514	100%	

\* To conceal the lowest figures, all values between 0 and 4 are replaced by asterisk.

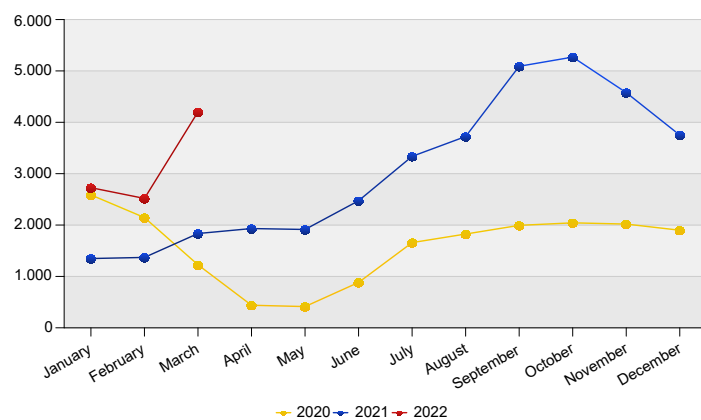
Top Total asylum applications in The Netherlands  
March 2022

	Country of citizenship		%
1	Syrian Arab Republic	1.410	34%
2	Afghanistan	538	13%
3	Yemen	353	8%
4	Turkey	210	5%
5	Somalia	177	4%
6	Unknown	136	3%
7	Algeria	118	3%
8	Eritrea	112	3%
9	Pakistan	99	2%
10	Iraq	92	2%
	Others	957	23%
<b>Total March 2022</b>		4.202	100%

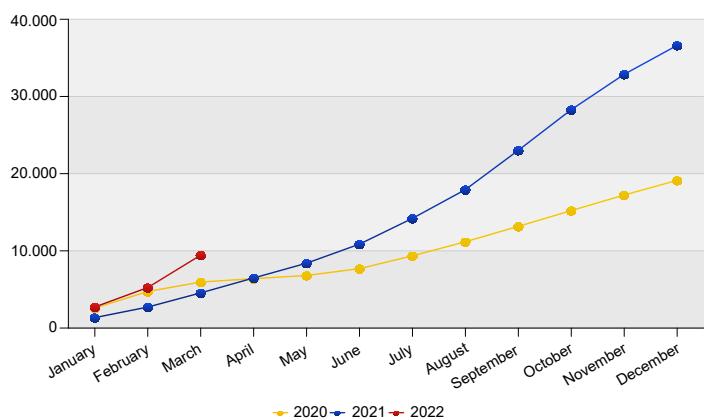
Top Nationalities total applications last twelve months  
Period: Apr 2021 - Mar 2022  
Number of total asylum applications: 41.514



Total asylum applications in The Netherlands



Cumulative development of total asylum applications in The Netherlands



**First asylum applications in The Netherlands**  
Source: METIS

Top 10 Last thirteen months **first** asylum applications in The Netherlands

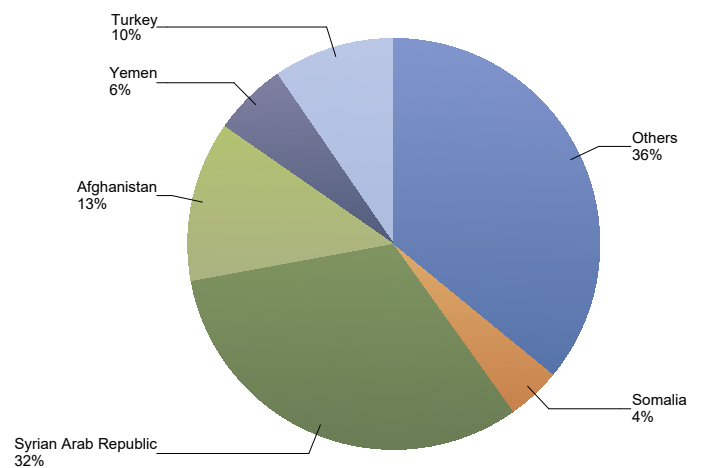
Total 2020	Total 2021 **	Country of citizenship	2021												2022				Last 12 months	Perc
			Mar	Apr	May	Jun	Jul	Aug	Sep	Oct	Nov	Dec	Total	Jan	Feb	Mar	Total			
4.022	8.323	Syrian Arab Republic	321	252	308	454	624	789	1.132	1.523	1.437	961	7.801	552	460	625	1.637	9.117	32%	
389	3.006	Afghanistan	81	71	41	98	109	255	1.194	456	459	178	2.942	125	93	502	720	3.581	13%	
989	2.459	Turkey	43	42	81	254	570	661	303	204	143	109	2.410	122	86	154	362	2.729	10%	
410	1.189	Yemen	35	37	28	39	48	87	186	429	190	71	1.150	91	117	319	527	1.642	6%	
202	903	Somalia	26	16	22	47	69	149	186	107	132	128	882	88	97	157	342	1.198	4%	
993	1.105	Algeria	92	63	69	72	79	77	110	147	120	107	936	86	110	115	311	1.155	4%	
581	829	Unknown	42	39	37	69	85	76	99	119	130	81	777	88	49	96	233	968	3%	
774	907	Morocco	61	62	53	78	81	97	96	98	86	73	785	53	55	81	189	913	3%	
368	768	Eritrea	23	44	47	85	62	88	55	88	74	114	680	84	87	77	248	905	3%	
336	746	Iraq	20	20	12	28	38	31	63	207	187	91	697	47	28	58	133	810	3%	
4.609	4.451	Others	277	261	253	260	353	434	527	493	622	504	3.984	626	418	737	1.781	5.488	19%	
13.673	24.686	Total	1.021	907	951	1.484	2.118	2.744	3.951	3.871	3.580	2.417	23.044	1.962	1.600	2.921	6.483	28.506	100%	

\* To conceal the lowest figures, all values between 0 and 4 are replaced by asterisk.

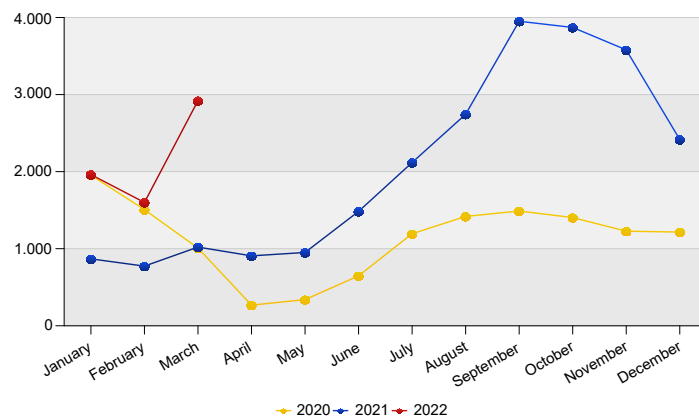
Top First asylum applications in The Netherlands  
March 2022

	Country of citizenship		%
1	Syrian Arab Republic	625	21%
2	Afghanistan	502	17%
3	Yemen	319	11%
4	Somalia	157	5%
5	Turkey	154	5%
6	Algeria	115	4%
7	Unknown	96	3%
8	Pakistan	87	3%
9	Russian Federation	83	3%
10	Morocco	81	3%
	Others	702	24%
<b>Total March 2022</b>		2.921	100%

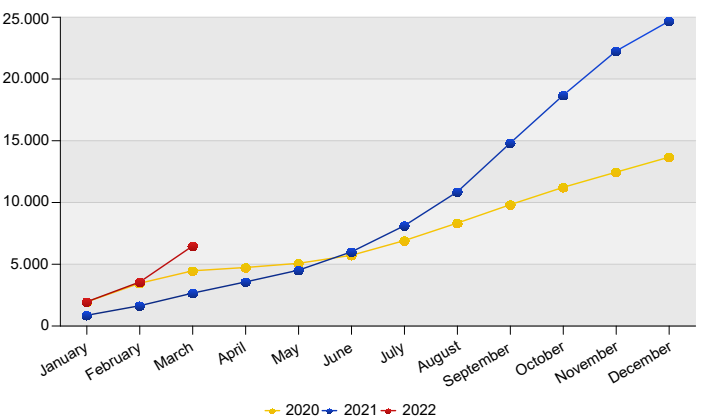
Top Nationalities first applications last twelve months  
Period: Apr 2021 - Mar 2022  
Number of first asylum applications: 28.506



First asylum applications in The Netherlands



Cumulative development of first asylum applications in The Netherlands



**Repeated asylum applications in The Netherlands**  
Source: METIS

Top 10 Last thirteen months repeated asylum applications in The Netherlands

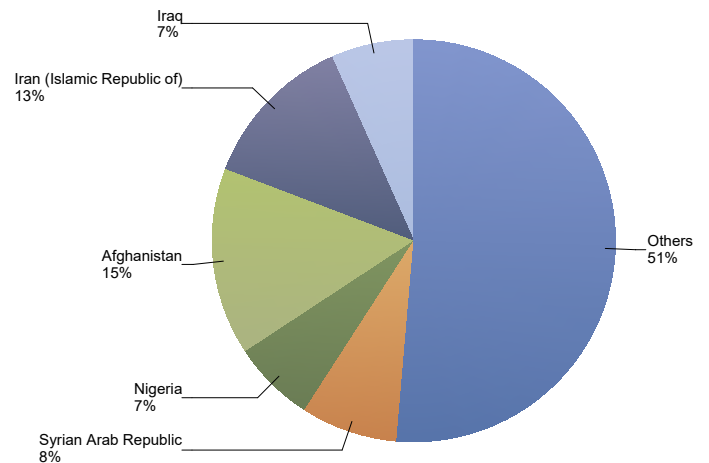
Total 2020	Total 2021	Country of citizenship	2021												2022			Last 12 months	Perc
			Mar	Apr	May	Jun	Jul	Aug	Sep	Oct	Nov	Dec	Total	Jan	Feb	Mar	Total		
182	301	Afghanistan	20	9	6	*	18	69	78	29	22	12	267	*	13	13	30	277	15%
182	221	Iran (Islamic Republic of)	17	20	29	17	31	12	17	22	20	12	197	18	25	8	51	231	13%
83	142	Syrian Arab Republic	5	20	6	*	8	19	6	21	27	9	123	9	8	8	25	143	8%
175	122	Iraq	8	6	5	7	8	5	11	16	16	17	99	5	17	10	32	123	7%
96	92	Nigeria	11	7	11	5	*	10	6	7	12	11	83	7	18	25	50	122	7%
35	66	Eritrea	10	5	9	9	6	5	8	5	5	8	70	*	*	*	*	64	3%
66	77	Somalia	*	*	*	*	*	*	19	15	*	8	57	*	*	*	8	64	3%
68	62	Algeria	*	*	5	7	7	7	*	6	6	5	53	*	8	*	13	62	3%
73	73	Morocco	10	6	*	9	*	9	6	*	*	6	60	*	*	*	5	55	3%
20	36	Sri Lanka	*	*	*	*	15	*	*	6	*	*	34	*	*	*	6	39	2%
26	28	Egypt	*	*	*	6	*	*	*	*	*	9	27	6	*	5	13	38	2%
26	37	Guinea	*	*	*	*	*	*	*	*	6	*	34	*	*	*	7	37	2%
564	557	Others	51	54	50	33	41	59	44	55	43	45	475	57	45	61	163	587	32%
1.596	1.814	Total	144	138	133	106	146	207	204	190	164	147	1.579	119	145	143	407	1.842	100%

\* To conceal the lowest figures, all values between 0 and 4 are replaced by asterisk.

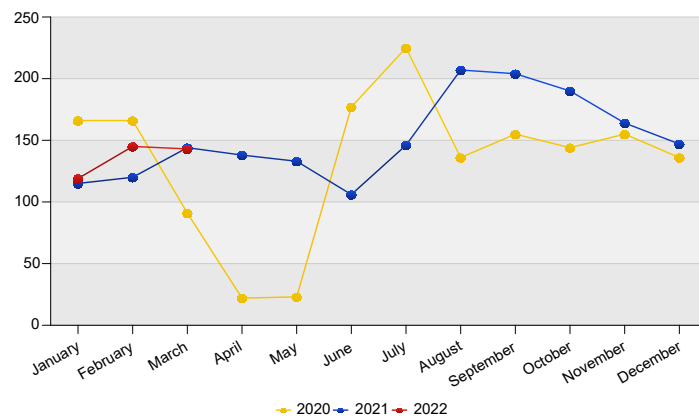
Top Repeated asylum applications in The Netherlands March 2022

Country of citizenship	%
1 Nigeria	25 17%
2 Afghanistan	13 9%
3 Iraq	10 7%
4 Iran (Islamic Republic of)	8 6%
5 Syrian Arab Republic	8 6%
6 Ukraine	8 6%
7 Philippines	6 4%
8 Sierra Leone	6 4%
Others	59 41%
<b>Total March 2022</b>	<b>143 100%</b>

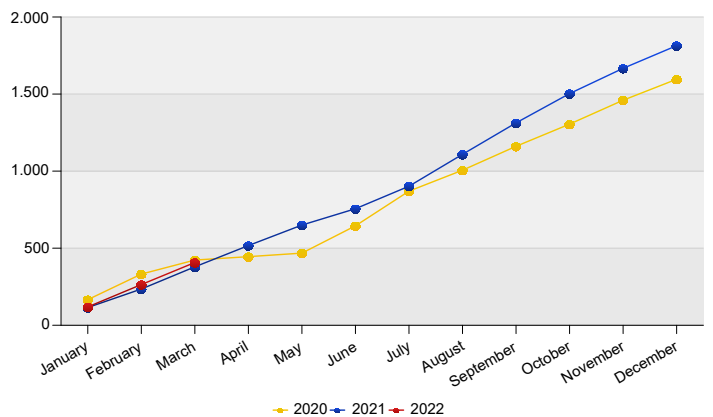
Top Nationalities repeated asylum applications last twelve months  
Period: Apr 2021 - Mar 2022  
Number of repeated asylum applications: 1.842



Repeated asylum applications in The Netherlands



Cumulative development of repeated asylum applications in The Netherlands



**Influx of family reunification in The Netherlands (Council Directive 2003/86/EC Chapter V)**  
 Source: METIS

Top 10 Last thirteen months Influx of family reunification in The Netherlands

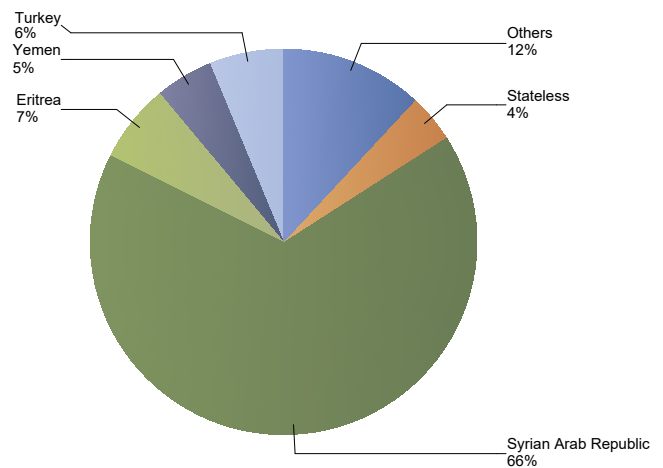
Total 2020	Total 2021	Country of citizenship	2021												2022				Last 12 months	Perc
			Mar	Apr	May	Jun	Jul	Aug	Sep	Oct	Nov	Dec	Total	Jan	Feb	Mar	Total			
1.461	6.439	Syrian Arab Republic	354	560	494	588	676	503	606	889	583	774	6.027	460	510	777	1.747	7.420	66%	
1.070	731	Eritrea	70	105	97	72	79	28	34	75	63	85	708	27	35	33	95	733	7%	
255	735	Turkey	73	50	50	39	101	88	82	53	40	54	630	37	50	54	141	698	6%	
423	651	Yemen	64	70	51	63	42	24	51	56	29	64	514	29	26	33	88	538	5%	
132	342	Stateless	12	18	20	27	44	31	52	39	32	50	325	21	47	67	135	448	4%	
108	265	Iraq	13	27	34	31	21	25	12	23	8	22	216	11	12	24	47	250	2%	
97	168	Pakistan	6	17	8	7	28	9	28	19	17	16	155	11	7	8	26	175	2%	
40	100	Unknown	5	6	11	8	16	8	14	5	6	18	97	9	19	37	65	157	1%	
36	118	Afghanistan	22	*	*	17	*	*	10	10	13	27	109	14	*	23	40	127	1%	
48	123	Iran (Islamic Republic of)	28	13	11	*	*	*	*	8	13	20	106	6	13	30	49	127	1%	
193	448	Others	23	21	52	28	59	49	42	31	30	57	392	21	51	52	124	493	4%	
3.863	10.120	<b>Total</b>	<b>670</b>	<b>887</b>	<b>830</b>	<b>883</b>	<b>1.073</b>	<b>772</b>	<b>935</b>	<b>1.208</b>	<b>834</b>	<b>1.187</b>	<b>9.279</b>	<b>646</b>	<b>773</b>	<b>1.138</b>	<b>2.557</b>	<b>11.166</b>	<b>100%</b>	

\* To conceal the lowest figures, all values between 0 and 4 are replaced by asterisk.

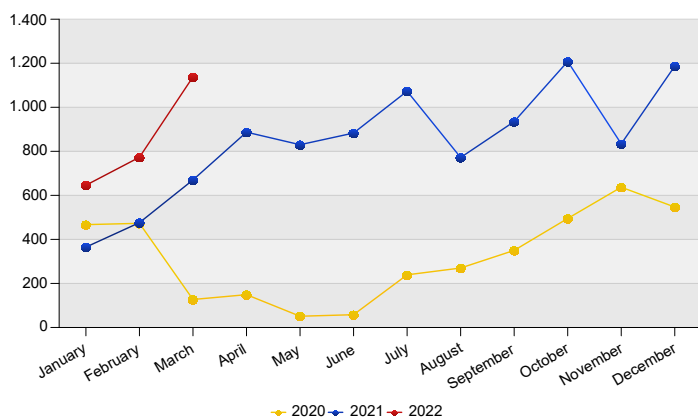
Top Influx of family reunification in The Netherlands March 2022

Country of citizenship	%
1 Syrian Arab Republic	777 68%
2 Stateless	67 6%
3 Turkey	54 5%
4 Unknown	37 3%
5 Eritrea	33 3%
6 Yemen	33 3%
Others	137 12%
<b>Total March 2022</b>	<b>1.138 100%</b>

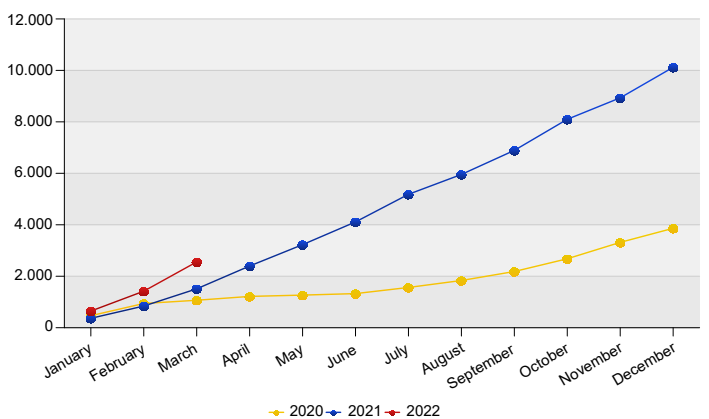
Top Nationalities Influx of family reunification last twelve months  
 Period: Apr 2021 - Mar 2022  
 Number of influx family reunification: 11.166



Influx of family reunification in The Netherlands



Cumulative development of Influx of family reunification in The Netherlands



**Influx of indicated unaccompanied minor asylum seekers in The Netherlands**  
Source: METIS

Top 10 Unaccompanied minor asylum applications in The Netherlands

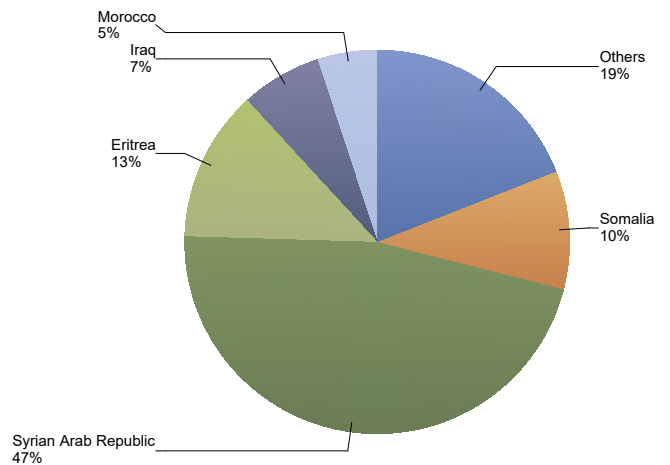
Total 2020	Total 2021	Country of citizenship	2021												2022				Last 12 months	Perc
			Mar	Apr	May	Jun	Jul	Aug	Sep	Oct	Nov	Dec	Total	Jan	Feb	Mar	Total			
446	1.078	Syrian Arab Republic	43	35	34	38	56	133	146	196	189	136	1.006	89	81	75	245	1.208	47%	
81	235	Eritrea	*	12	*	31	26	35	11	15	27	49	210	41	49	31	121	330	13%	
27	185	Somalia	5	*	9	14	12	38	40	17	20	24	183	21	18	41	80	258	10%	
21	163	Iraq	*	*	*	6	5	*	14	71	47	11	160	6	*	9	17	176	7%	
143	136	Morocco	9	12	11	10	9	12	12	13	15	12	115	8	9	8	25	131	5%	
46	87	Afghanistan	*	5	6	8	10	14	13	5	9	8	81	11	8	14	33	111	4%	
18	70	Yemen	*	*	*	*	5	5	*	30	15	8	69	10	6	21	37	106	4%	
61	72	Algeria	*	*	*	6	*	8	6	8	7	13	61	*	*	11	18	76	3%	
31	68	Unknown	*	*	*	6	5	6	8	20	8	*	65	*	*	10	12	74	3%	
*	13	Ethiopia	*	*	*	*	*	*	*	*	*	*	12	5	*	5	10	21	1%	
112	84	Others	*	*	*	*	7	6	17	8	14	12	72	5	9	23	37	106	4%	
986	2.191	Total	72	79	75	119	138	261	274	384	351	281	2.034	201	186	248	635	2.597	100%	

\* To conceal the lowest figures, all values between 0 and 4 are replaced by asterisk.

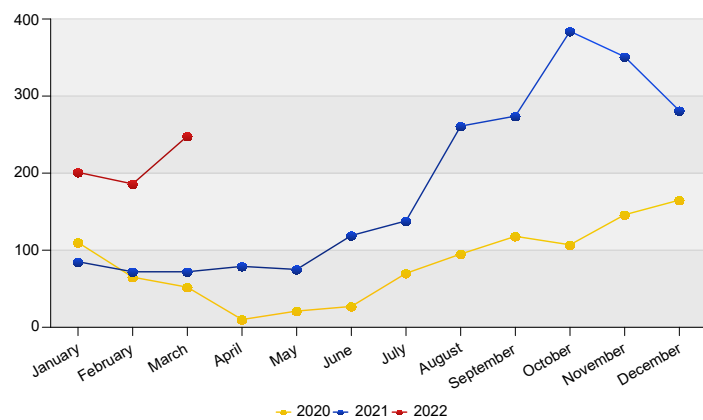
Top Unaccompanied minor asylum applications in The Netherlands March 2022

Country of citizenship			%
1 Syrian Arab Republic	75	30%	
2 Somalia	41	17%	
3 Eritrea	31	12%	
4 Yemen	21	8%	
5 Afghanistan	14	6%	
Others	66	27%	
<b>Total March 2022</b>	<b>248</b>	<b>100%</b>	

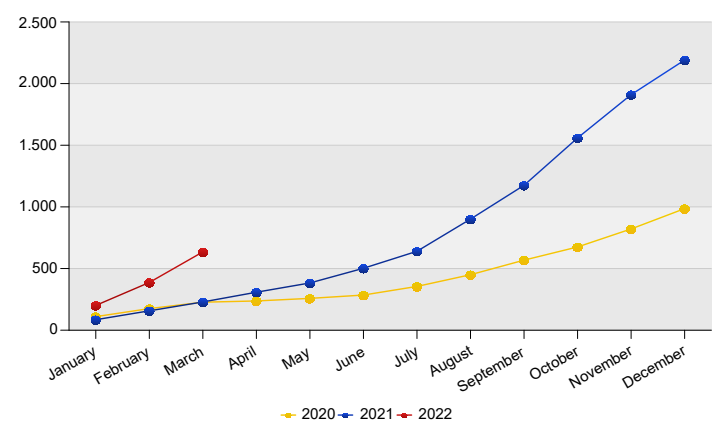
Top Nationalities unaccompanied minor asylum applications last twelve months  
Period: Apr 2021 - Mar 2022  
Number of unaccompanied minor asylum applications: 2.597



Unaccompanied minor asylum applications in The Netherlands



Cumulative development of Unaccompanied minor asylum applications in The Netherlands







## Monthly First Asylum Applications in The Netherlands in 2022

Source: METiS

Country of citizenships	Jan	Feb	Mar	2019	2020	2021	2022
Afghanistan	125	93	502	437	389	3.006	720
Albania	*	*	*	192	82	54	10
Algeria	86	110	115	1.211	993	1.105	311
Angola	*	*	*	56	12	5	*
Argentina	*	*	*	*	*	6	*
Armenia	*	*	*	72	25	33	*
Australia	*	*	*	*	*	*	*
Azerbaijan	15	6	8	375	115	78	29
Bahrain	*	*	*	*	5	*	*
Bangladesh	*	*	*	20	21	11	5
Barbados	*	*	*	*	*	*	*
Belarus	9	12	*	165	84	86	25
Benin	*	*	*	*	*	*	*
Bolivia	5	*	*	*	*	*	6
Bosnia and Herzegovina	*	*	*	72	11	5	5
Brazil	*	*	*	8	19	17	*
Burkina Faso	*	*	*	8	8	8	*
Burundi	*	*	*	*	*	*	*
Cameroon	5	*	*	49	36	17	7
Canada	*	*	*	*	*	*	*
Cape Verde	*	*	*	*	*	*	*
Central African Republic	*	*	*	*	*	*	*
Chad	*	*	*	22	11	17	*
Chile	*	*	*	*	*	*	*
China (including Hong Kong)	11	*	6	155	56	153	18
Colombia	24	31	49	158	106	187	104
Comoros	*	*	*	*	*	*	*
Congo, the Democratic Republic of the	*	*	5	10	10	11	9
Congo, the Republic of the	*	*	*	43	17	25	6
Cote d'Ivoire	*	*	*	49	29	11	5
Croatia	*	*	*	*	*	*	*
Cuba	*	*	*	18	8	17	*
Czech Republic	*	*	*	*	5	*	*
Djibouti	*	*	*	*	*	*	*
Dominican Republic	*	*	*	9	5	*	*
Egypt	15	12	28	190	101	146	55
El Salvador	8	*	11	34	28	33	21
Eritrea	84	87	77	501	368	768	248
Ethiopia	22	13	30	92	44	167	65
France	*	*	*	7	*	*	*
Gabon	*	*	*	*	*	*	*
Gambia	*	8	15	539	204	140	26
Georgia	*	5	13	326	163	89	20
Germany	*	*	*	9	6	9	*
Ghana	*	*	*	89	41	40	9
Greece	*	*	*	5	*	*	*
Guatemala	*	*	*	*	*	*	*
Guinea	10	*	13	195	108	79	27
Guinea-Bissau	*	*	*	28	10	*	*



## Monthly First Asylum Applications in The Netherlands in 2022

Source: METiS

Country of citizenships	Jan	Feb	Mar	2019	2020	2021	2022
Guyana	*	*	*	*	*	*	*
Haiti	*	*	*	7	*	15	*
Honduras	*	*	*	10	6	8	*
Hungary	*	*	*	*	5	*	*
India	31	24	*	49	14	120	59
Indonesia	*	*	*	8	9	6	*
Iran (Islamic Republic of)	35	16	32	1.534	370	263	83
Iraq	47	28	58	621	336	746	133
Ireland	*	*	*	*	*	*	*
Italy	*	*	*	7	5	*	*
Jamaica	*	*	*	19	6	18	*
Japan	*	*	*	*	*	*	*
Jordan	5	*	9	116	55	19	16
Kazakhstan	13	*	*	36	28	13	16
Kenya	*	*	*	5	12	*	*
Korea, Democratic People's Republic of	*	*	*	*	*	*	*
Korea, Republic of	*	*	*	*	*	7	*
Kosovo / UNSCR 1244	*	*	*	56	42	22	5
Kuwait	*	*	*	6	8	*	*
Kyrgyzstan	*	*	5	16	*	*	5
Latvia	*	*	*	*	*	*	*
Lebanon	*	*	*	119	88	69	10
Liberia	*	*	*	29	11	10	*
Libyan Arab Jamahiriya	*	*	19	304	188	124	26
Lithuania	*	*	*	*	*	*	*
Madagascar	*	*	*	*	*	*	*
Malawi	*	*	*	*	*	*	*
Malaysia	*	*	*	*	*	10	*
Maldives	*	*	*	*	*	*	*
Mali	5	*	*	42	21	23	8
Mauritania	*	*	*	12	11	5	*
Mauritius	*	*	*	*	*	*	*
Mexico	6	*	*	5	7	16	7
Moldova, Republic of	*	*	16	1.207	32	40	17
Mongolia	*	*	*	14	13	8	*
Montenegro	*	*	*	21	*	*	*
Morocco	53	55	81	1.062	774	907	189
Myanmar	*	*	*	28	16	16	7
Nepal	*	*	*	8	*	*	*
Netherlands	*	*	*	*	*	*	*
Nicaragua	*	*	15	37	5	*	20
Niger	*	*	*	56	27	16	5
Nigeria	48	31	56	2.102	633	418	135
Norway	*	*	*	*	*	*	*
Oman	*	*	*	*	*	*	*
Pakistan	202	84	87	397	267	443	373
Palestinian Territory, Occupied	*	*	*	40	17	17	*
Panama	*	*	*	*	*	*	*
Peru	*	*	*	11	7	6	*

## Monthly First Asylum Applications in The Netherlands in 2022

Source: METiS

Country of citizenships	Jan	Feb	Mar	2019	2020	2021	2022
Philippines	*	*	*	*	8	*	*
Poland	*	*	*	*	10	*	*
Portugal	*	*	*	*	*	*	*
Republic of North Macedonia	*	5	*	264	54	15	6
Romania	*	*	*	*	*	*	*
Russian Federation	16	19	83	398	180	205	118
Rwanda	*	*	*	5	5	9	*
Saint Kitts and Nevis	*	*	*	*	*	*	*
Saudi Arabia	*	*	5	19	9	31	5
Senegal	*	*	*	107	45	42	6
Serbia	*	*	*	326	82	32	*
Sierra Leone	6	*	8	111	58	66	17
Somalia	88	97	157	222	202	903	342
South Africa	*	*	*	9	5	7	*
South Sudan	*	*	*	5	8	16	*
Spain	*	*	*	*	*	*	*
Sri Lanka	*	*	*	56	22	20	6
Stateless	*	*	*	38	33	43	5
Sudan	11	12	17	199	157	135	40
Suriname	*	*	*	*	17	*	*
Syrian Arab Republic	552	460	625	3.675	4.022	8.323	1.637
Taiwan	*	*	*	*	*	*	*
Tajikistan	*	*	23	109	19	17	25
Tanzania, United Republic of	*	*	*	14	17	5	*
Thailand	*	*	*	*	*	*	*
Togo	*	*	*	11	*	*	*
Trinidad and Tobago	*	*	*	13	*	9	8
Tunisia	29	16	23	296	242	264	68
Turkey	122	86	154	1.251	989	2.459	362
Turkmenistan	*	*	9	5	*	19	9
Uganda	*	*	9	220	85	57	13
Ukraine	6	21	50	132	42	71	77
United Arab Emirates	*	*	*	*	*	*	*
United Kingdom	*	*	*	*	*	*	*
United States of America	*	*	*	17	11	14	*
Unknown	88	49	96	870	581	829	233
Uzbekistan	*	*	*	7	11	22	9
Venezuela	8	18	13	182	83	72	39
Viet Nam	*	*	*	50	18	13	*
Yemen	91	117	319	645	410	1.189	527
Zambia	*	*	*	*	*	*	*
Zimbabwe	*	*	*	20	12	6	*
Other	*	*	*	61	21	*	*
<b>Totaal</b>	<b>1.962</b>	<b>1.600</b>	<b>2.921</b>	<b>22.533</b>	<b>13.673</b>	<b>24.686</b>	<b>6.483</b>

\* To conceal the lowest figures, all values between 0 and 4 are replaced by asterisk.  
Selection criterion for this table: all nationalities with at least 1 application in the current year.