



Immigratie- en Naturalisatiedienst  
*Ministerie van Justitie en Veiligheid*

## **Asylum Trends**

Monthly Report on Asylum Applications in The Netherlands

February 2025

## Colophon

**Title** Asylum Trends

**Subtitle** Monthly Report on Asylum Applications in The Netherlands  
Recent trends

**Author** Ministry of Justice and Security  
Immigration and Naturalisation Service (IND)  
IND Business Information Centre (BIC)  
Rijnstraat 8 | 2515 XP Den Haag  
Postbus 16275 | 2500 BG Den Haag

Migratie in beweging



EUROPESE UNIE  
Het Fonds voor asiel,  
migratie en integratie

# Contents

*Colophon* ..... 2

## **Asylum applications in The Netherlands**

Total asylum applications in The Netherlands ..... 4

First asylum applications in The Netherlands ..... 5

Repeated asylum applications in The Netherlands ..... 6

Family reunification in The Netherlands ..... 7

Unaccompanied minor asylum seekers in The Netherlands ..... 8

Monthly first asylum applications in The Netherlands ..... 9

## **Appendix**

Appendix: Relocation and Resettlement

Appendix: Eurostat

**Total asylum influx in The Netherlands (first applications, repeated applications, family reunification influx)**  
Source: METIS

Top 10 Last thirteen months **total** asylum applications in The Netherlands

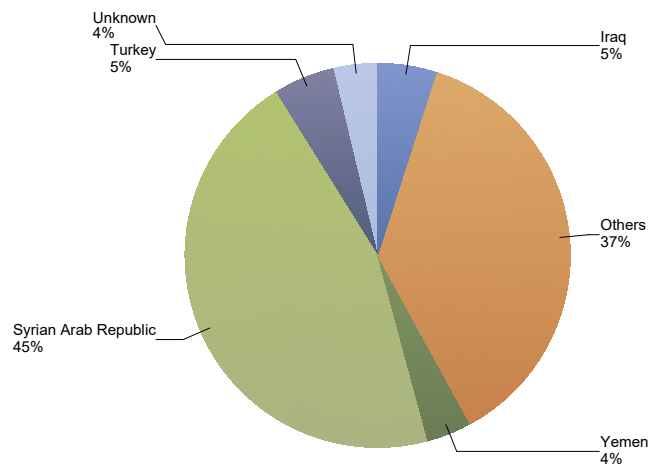
Total 2023	Total 2024	Country of citizenship	2024												2025			Last 12 months	Perc
			Feb	Mar	Apr	May	Jun	Jul	Aug	Sep	Oct	Nov	Dec	Total	Jan	Feb	Total		
19.803	20.368	Syrian Arab Republic	1.629	1.707	1.705	1.665	1.380	1.657	1.688	1.921	1.988	1.550	1.569	18.459	1.456	1.346	2.802	19.632	45%
4.038	2.377	Turkey	187	186	134	173	170	195	206	199	229	190	231	2.100	166	158	324	2.237	5%
1.856	2.701	Iraq	439	616	507	207	122	126	108	71	88	95	85	2.464	61	57	118	2.143	5%
2.809	1.920	Yemen	231	257	188	228	142	153	127	134	86	72	84	1.702	87	77	164	1.635	4%
1.371	1.734	Unknown	128	158	164	178	128	161	144	121	126	128	129	1.565	110	69	179	1.616	4%
2.602	1.707	Eritrea	126	103	125	177	124	129	155	241	142	89	122	1.533	104	90	194	1.601	4%
1.942	1.334	Somalia	110	85	130	147	106	134	82	100	99	113	85	1.191	83	91	174	1.255	3%
1.644	1.219	Algeria	101	80	92	91	66	76	120	112	116	96	100	1.050	97	94	191	1.140	3%
826	951	Nigeria	85	70	67	90	52	98	75	96	89	83	64	869	86	76	162	946	2%
1.255	806	Iran (Islamic Republic of)	65	59	83	83	56	63	53	96	63	51	57	729	52	37	89	753	2%
11.746	10.522	Others	803	914	754	888	729	890	777	962	946	1.111	823	9.597	785	794	1.579	10.373	24%
49.892	45.639	<b>Total</b>	<b>3.904</b>	<b>4.235</b>	<b>3.949</b>	<b>3.927</b>	<b>3.075</b>	<b>3.682</b>	<b>3.535</b>	<b>4.053</b>	<b>3.972</b>	<b>3.578</b>	<b>3.349</b>	<b>41.259</b>	<b>3.087</b>	<b>2.889</b>	<b>5.976</b>	<b>43.331</b>	<b>100%</b>

\* To conceal the lowest figures, all values between 0 and 4 are replaced by asterisk.

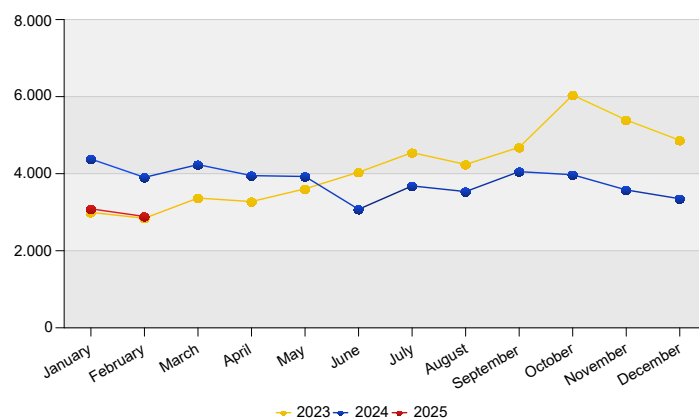
Top Total asylum applications in The Netherlands  
February 2025

	Country of citizenship		%
1	Syrian Arab Republic	1.346	47%
2	Turkey	158	5%
3	Algeria	94	3%
4	Somalia	91	3%
5	Eritrea	90	3%
6	Yemen	77	3%
7	Nigeria	76	3%
8	Pakistan	75	3%
9	Unknown	69	2%
10	Morocco	63	2%
	Others	750	26%
<b>Total February 2025</b>		<b>2.889</b>	<b>100%</b>

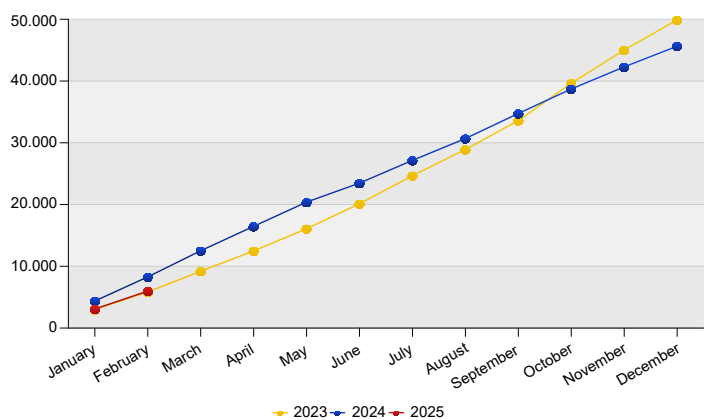
Top Nationalities total applications last twelve months  
Period: Mar 2024 - Feb 2025  
Number of total asylum applications: 43.331



Total asylum applications in The Netherlands



Cumulative development of total asylum applications in The Netherlands



**First asylum applications in The Netherlands**  
Source: METIS

Top 10 Last thirteen months **first** asylum applications in The Netherlands

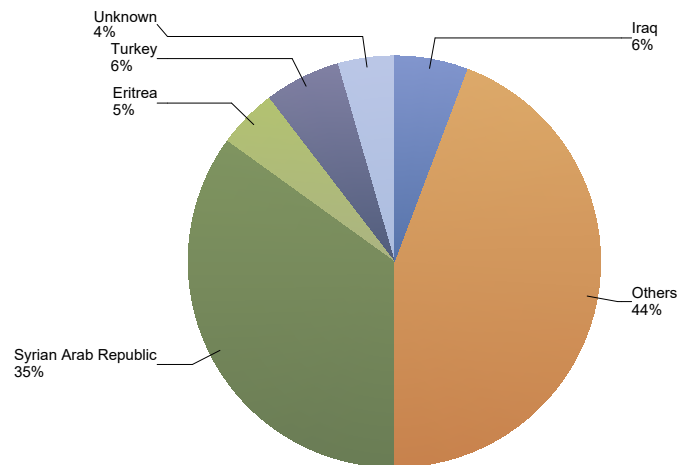
Total 2023	Total 2024 **	Country of citizenship	2024												2025			Last 12 months	Perc
			Feb	Mar	Apr	May	Jun	Jul	Aug	Sep	Oct	Nov	Dec	Total	Jan	Feb	Total		
13.028	11.526	Syrian Arab Republic	800	920	1.042	967	713	1.001	1.109	1.188	1.153	725	724	10.342	404	341	745	10.287	35%
2.862	1.868	Turkey	110	144	116	145	129	164	181	172	179	126	161	1.627	119	117	236	1.753	6%
1.495	2.222	Iraq	400	577	450	138	85	84	80	38	63	61	2.012	40	37	77	1.689	6%	
2.345	1.464	Eritrea	104	92	98	165	98	108	143	214	114	77	1.322	69	78	147	1.365	5%	
1.231	1.412	Unknown	105	121	129	158	103	133	120	104	112	97	1.289	78	50	128	1.312	4%	
1.807	1.076	Somalia	96	77	106	134	79	110	61	78	74	67	953	53	58	111	968	3%	
1.556	952	Algeria	83	58	68	68	53	66	81	86	72	79	795	80	70	150	862	3%	
1.982	1.079	Yemen	162	178	128	129	80	61	55	62	43	16	947	22	49	71	856	3%	
656	770	Nigeria	63	63	56	73	45	76	59	76	69	70	704	74	63	137	778	3%	
1.122	703	Iran (Islamic Republic of)	59	50	73	72	50	59	50	86	54	39	634	39	24	63	638	2%	
10.293	9.103	Others	710	778	616	776	611	746	695	827	832	1.003	8.293	674	658	1.332	8.915	30%	
38.377	32.175	Total	2.692	3.058	2.882	2.825	2.046	2.608	2.634	2.931	2.738	2.362	2.142	28.918	1.652	1.545	3.197	29.423	100%

\* To conceal the lowest figures, all values between 0 and 4 are replaced by asterisk.

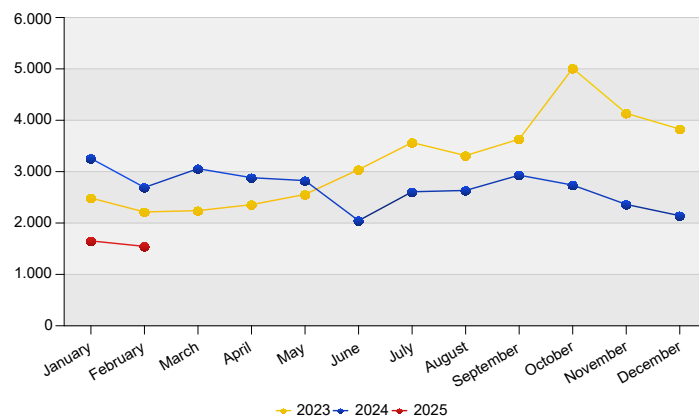
Top First asylum applications in The Netherlands  
February 2025

	Country of citizenship		%
1	Syrian Arab Republic	341	22%
2	Turkey	117	8%
3	Eritrea	78	5%
4	Algeria	70	5%
5	Nigeria	63	4%
6	Colombia	58	4%
7	Somalia	58	4%
8	Morocco	55	4%
9	Unknown	50	3%
10	Yemen	49	3%
11	Afghanistan	42	3%
	Others	564	37%
<b>Total February 2025</b>		1.545	100%

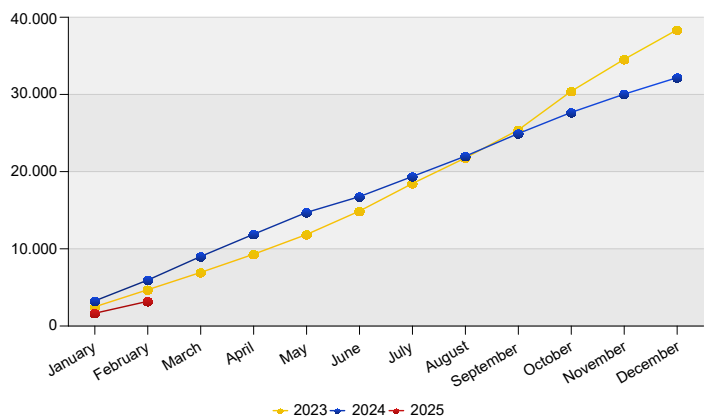
Top Nationalities first applications last twelve months  
Period: Mar 2024 - Feb 2025  
Number of first asylum applications: 29.423



First asylum applications in The Netherlands



Cumulative development of first asylum applications in The Netherlands



**Repeated asylum applications in The Netherlands**  
Source: METIS

Top 10 Last thirteen months repeated asylum applications in The Netherlands

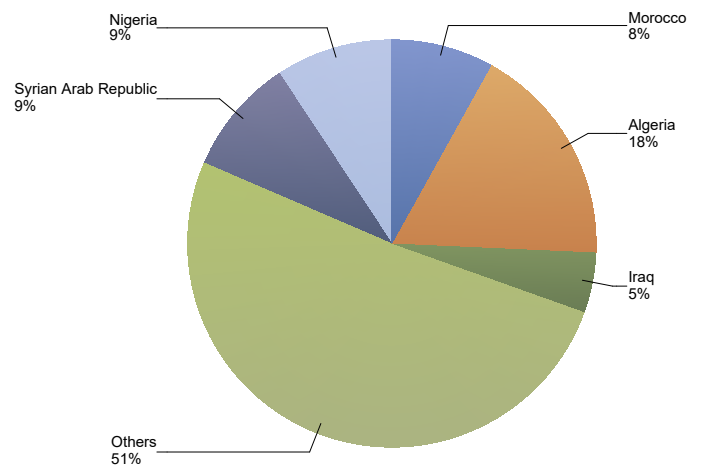
Total 2023	Total 2024	Country of citizenship	2024												2025			Last 12 months	Perc
			Feb	Mar	Apr	May	Jun	Jul	Aug	Sep	Oct	Nov	Dec	Total	Jan	Feb	Total		
87	264	Algeria	18	22	24	23	12	10	39	26	44	17	17	252	17	24	41	275	18%
150	161	Nigeria	22	6	8	14	7	19	13	20	19	8	9	145	11	11	22	145	9%
81	130	Syrian Arab Republic	8	10	5	14	12	23	16	11	8	*	11	121	22	9	31	144	9%
149	131	Morocco	7	13	12	10	13	15	8	9	9	10	116	10	7	17	126	8%	
105	84	Iraq	10	7	*	14	10	10	*	9	6	6	79	*	*	5	74	5%	
22	44	Tunisia	*	*	6	6	7	*	*	*	*	*	39	*	6	10	47	3%	
44	43	Somalia	*	*	6	*	5	*	*	5	*	*	38	5	7	12	46	3%	
93	39	Iran (Islamic Republic of)	*	5	*	*	*	*	*	7	*	7	36	*	5	9	44	3%	
32	37	Turkey	5	*	*	*	6	*	*	*	*	6	33	8	6	14	42	3%	
40	35	Gambia	6	*	*	*	*	*	5	*	*	*	33	5	*	8	35	2%	
587	617	Others	58	55	52	40	37	70	37	65	48	36	49	547	46	47	93	582	37%
1.390	1.585	Total	141	125	125	131	115	156	128	153	154	96	115	1.439	136	126	262	1.560	100%

\* To conceal the lowest figures, all values between 0 and 4 are replaced by asterisk.

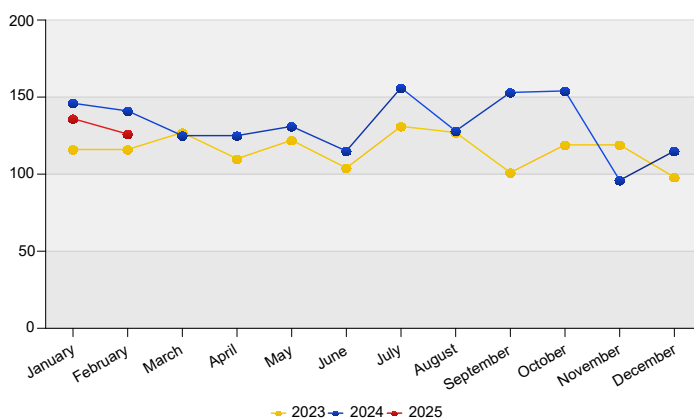
Top Repeated asylum applications in The Netherlands February 2025

Country of citizenship			%
1	Algeria	24	19%
2	Nigeria	11	9%
3	Syrian Arab Republic	9	7%
4	Morocco	7	6%
5	Somalia	7	6%
6	Tunisia	6	5%
7	Turkey	6	5%
	Others	56	44%
Total February 2025		126	100%

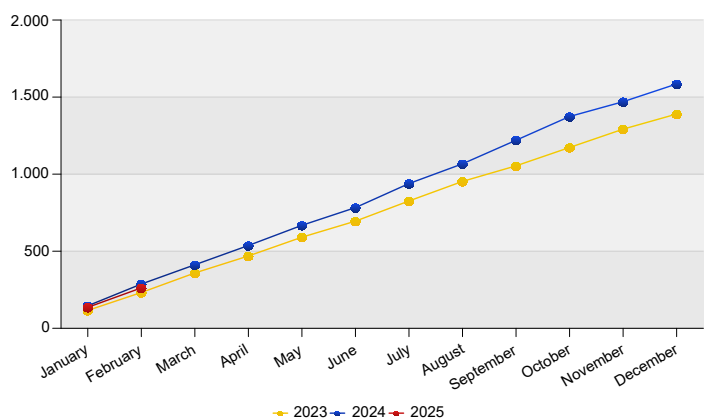
Top Nationalities repeated asylum applications last twelve months  
Period: Mar 2024 - Feb 2025  
Number of repeated asylum applications: 1.560



Repeated asylum applications in The Netherlands



Cumulative development of repeated asylum applications in The Netherlands



**Influx of family reunification in The Netherlands (Council Directive 2003/86/EC Chapter V)**  
Source: METIS

Top 10 Last thirteen months Influx of family reunification in The Netherlands

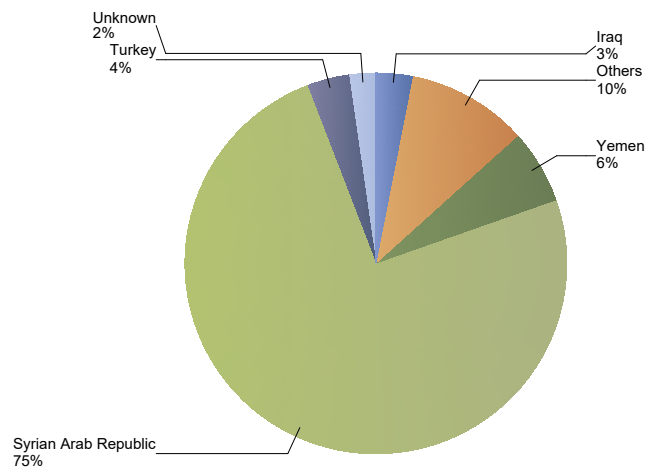
Total 2023	Total 2024	Country of citizenship	2024												2025			Last 12 months	Perc
			Feb	Mar	Apr	May	Jun	Jul	Aug	Sep	Oct	Nov	Dec	Total	Jan	Feb	Total		
6.694	8.712	Syrian Arab Republic	821	777	658	684	655	633	563	722	827	822	834	7.996	1.030	996	2.026	9.201	75%
822	832	Yemen	67	79	60	99	62	91	72	70	43	56	51	750	65	28	93	776	6%
1.144	472	Turkey	72	42	15	26	35	31	22	24	47	58	68	440	39	35	74	442	4%
256	395	Iraq	29	32	54	55	27	32	27	24	46	26	21	373	17	19	36	380	3%
119	291	Unknown	15	36	35	20	23	23	18	12	14	31	21	248	30	19	49	282	2%
91	215	Somalia	10	5	18	11	22	22	17	17	22	44	12	200	25	26	51	241	2%
195	201	Eritrea	16	6	15	12	23	18	10	25	28	11	12	176	34	10	44	204	2%
190	160	Afghanistan	*	29	21	15	8	18	9	8	8	18	15	149	11	17	28	177	1%
91	139	Pakistan	7	9	12	8	21	17	*	8	16	11	20	133	14	36	50	176	1%
40	64	Iran (Islamic Republic of)	5	*	8	7	*	*	*	9	*	8	8	59	9	8	17	71	1%
483	398	Others	29	33	46	34	34	31	29	50	27	35	30	378	25	24	49	398	3%
10.125	11.879	<b>Total</b>	<b>1.071</b>	<b>1.052</b>	<b>942</b>	<b>971</b>	<b>914</b>	<b>918</b>	<b>773</b>	<b>969</b>	<b>1.080</b>	<b>1.120</b>	<b>1.092</b>	<b>10.902</b>	<b>1.299</b>	<b>1.218</b>	<b>2.517</b>	<b>12.348</b>	<b>100%</b>

\* To conceal the lowest figures, all values between 0 and 4 are replaced by asterisk.

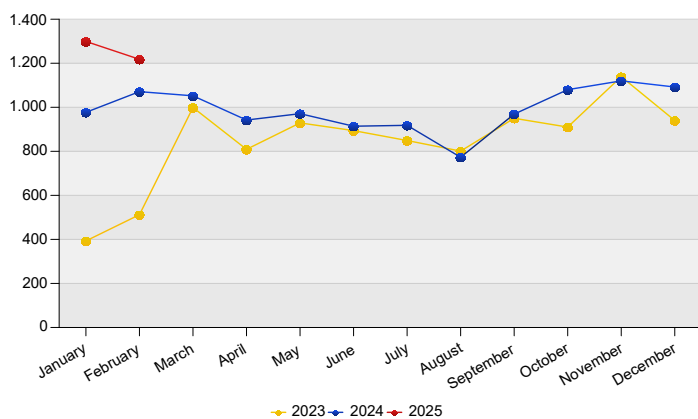
Top Influx of family reunification in The Netherlands February 2025

Country of citizenship		%
1 Syrian Arab Republic	996	82%
2 Pakistan	36	3%
3 Turkey	35	3%
4 Yemen	28	2%
5 Somalia	26	2%
Others	97	8%
<b>Total February 2025</b>	<b>1.218</b>	<b>100%</b>

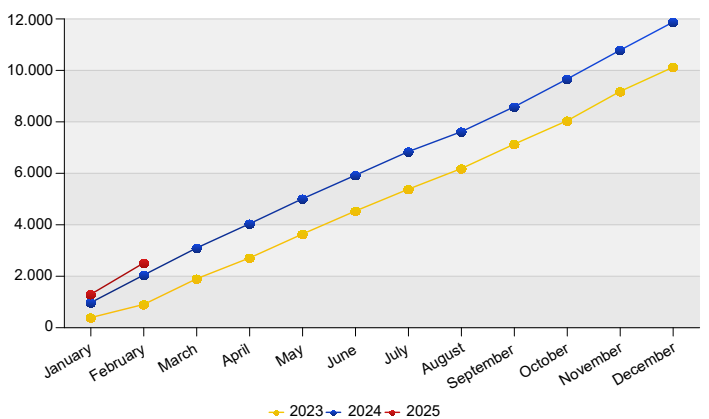
Top Nationalities Influx of family reunification last twelve months  
Period: Mar 2024 - Feb 2025  
Number of influx family reunification: 12.348



Influx of family reunification in The Netherlands



Cumulative development of Influx of family reunification in The Netherlands



**Influx of indicated unaccompanied minor asylum seekers in The Netherlands**  
Source: METIS

Top 10 Unaccompanied minor asylum applications in The Netherlands

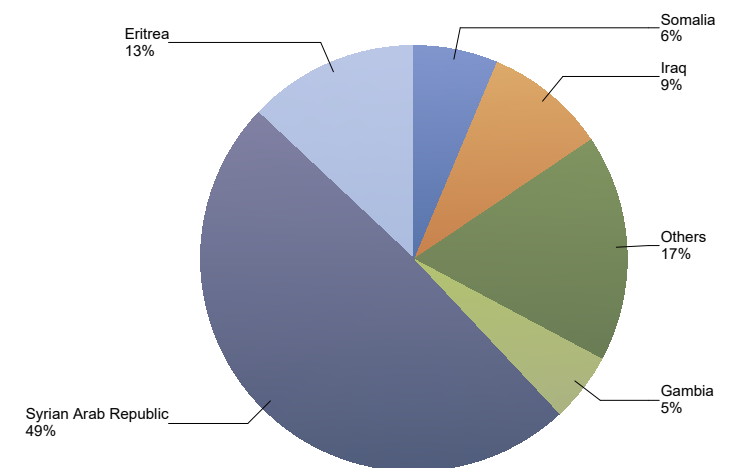
Total 2023	Total 2024	Country of citizenship	2024												2025			Last 12 months	Perc
			Feb	Mar	Apr	May	Jun	Jul	Aug	Sep	Oct	Nov	Dec	Total	Jan	Feb	Total		
2.797	1.982	Syrian Arab Republic	149	158	159	147	126	175	268	220	199	123	95	1.819	41	24	65	1.735	49%
1.030	476	Eritrea	23	28	29	40	18	32	58	102	38	23	42	433	16	34	50	460	13%
335	440	Iraq	84	137	111	20	19	9	5	*	*	*	8	402	*	5	9	327	9%
482	226	Somalia	17	11	24	22	20	15	14	16	26	16	19	200	20	21	41	224	6%
90	192	Gambia	16	22	23	17	23	25	13	10	6	11	9	175	12	14	26	185	5%
99	131	Ethiopia	8	7	8	15	5	16	15	16	19	14	5	128	*	8	10	130	4%
71	80	Unknown	6	11	9	8	*	9	9	*	*	*	7	74	6	*	7	75	2%
241	61	Sudan	*	*	7	6	*	5	10	6	*	*	7	53	*	*	*	52	1%
171	57	Yemen	9	8	9	10	*	6	*	*	*	*	*	54	*	*	5	50	1%
43	43	Morocco	5	*	*	5	*	6	*	5	*	7	6	43	*	6	10	48	1%
445	249	Others	28	19	14	12	13	20	17	17	28	29	30	227	28	28	56	255	7%
5.804	3.937	Total	347	407	393	302	230	318	413	401	333	234	230	3.608	136	144	280	3.541	100%

\* To conceal the lowest figures, all values between 0 and 4 are replaced by asterisk.

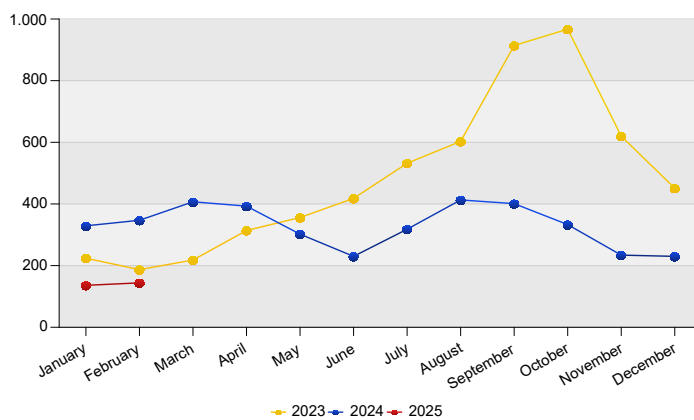
Top Unaccompanied minor asylum applications in The Netherlands February 2025

Country of citizenship		%
1 Eritrea	34	24%
2 Syrian Arab Republic	24	17%
3 Somalia	21	15%
4 Gambia	14	10%
5 Ethiopia	8	6%
Others	43	30%
<b>Total February 2025</b>	<b>144</b>	<b>100%</b>

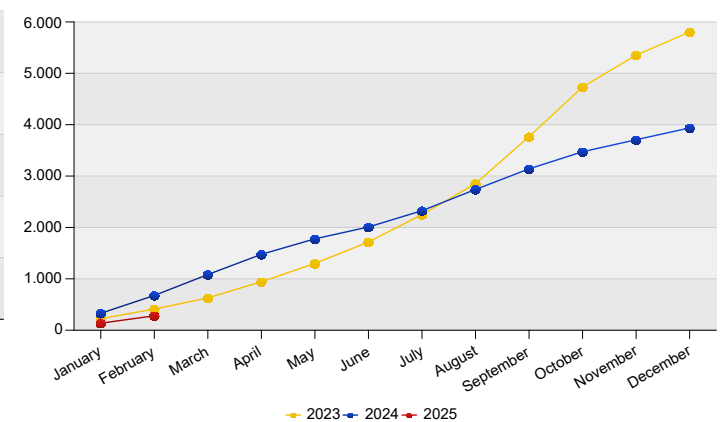
Top Nationalities unaccompanied minor asylum applications last twelve months  
Period: Mar 2024 - Feb 2025  
Number of unaccompanied minor asylum applications: 3.541



Unaccompanied minor asylum applications in The Netherlands



Cumulative development of Unaccompanied minor asylum applications in The Netherlands







## Monthly First Asylum Applications in The Netherlands in 2025

Source: METiS

Country of citizenships	Jan	Feb	2022	2023	2024	2025
Afghanistan	22	42	2.732	669	491	64
Albania	*	*	52	28	22	*
Algeria	80	70	1.206	1.556	952	150
Angola	8	5	17	26	40	13
Argentina	*	*	5	*	*	*
Armenia	*	*	50	50	37	*
Australia	*	*	*	*	*	*
Azerbaijan	24	27	127	121	151	51
Bahrain	*	*	5	9	*	*
Bangladesh	*	*	18	20	38	6
Barbados	*	*	*	*	*	*
Belarus	*	17	94	82	51	18
Belgium	*	*	*	*	*	*
Benin	*	*	9	25	10	*
Bolivia	*	*	7	6	5	*
Bosnia and Herzegovina	*	*	15	10	7	*
Botswana	*	*	*	*	*	*
Brazil	*	*	12	9	20	*
Bulgaria	*	*	*	*	*	*
Burkina Faso	*	*	*	9	12	*
Burundi	*	*	16	6	6	*
Cambodia	*	*	*	*	*	*
Cameroon	*	*	24	58	68	6
Canada	*	*	*	*	*	*
Central African Republic	*	*	*	*	18	*
Chad	*	*	10	14	27	*
Chile	*	*	7	5	*	*
China (including Hong Kong)	29	25	151	409	201	54
Colombia	20	58	519	588	562	78
Comoros	*	*	*	*	*	*
Congo, the Democratic Republic of the	*	*	27	28	24	*
Congo, the Republic of the	*	7	22	23	20	9
Costa Rica	*	*	*	*	*	*
Cote d'Ivoire	*	*	10	31	38	*
Croatia	*	*	*	*	*	*
Cuba	*	*	13	12	22	*
Czech Republic	*	*	*	*	*	*
Djibouti	*	*	*	6	6	*
Dominica	*	*	*	*	*	*
Dominican Republic	*	*	7	13	5	*
Ecuador	*	*	*	28	49	*
Egypt	36	31	262	321	302	67
El Salvador	*	7	75	22	10	8
Equatorial Guinea	*	*	*	*	*	*
Eritrea	69	78	1.365	2.345	1.464	147
Ethiopia	18	14	305	323	416	32
Federated States of Micronesia	*	*	*	*	*	*



## Monthly First Asylum Applications in The Netherlands in 2025

Source: METiS

Country of citizenships	Jan	Feb	2022	2023	2024	2025
France	*	*	5	*	7	*
Gabon	*	*	*	*	5	*
Gambia	25	28	102	209	409	53
Georgia	9	13	156	119	101	22
Germany	*	*	*	7	7	*
Ghana	*	5	35	57	64	7
Greece	*	*	*	*	*	*
Grenada	*	*	*	*	*	*
Guinea	16	14	95	163	184	30
Guinea-Bissau	*	*	*	6	*	*
Guyana	*	*	5	*	*	*
Haiti	*	*	10	23	7	*
Honduras	*	*	*	11	7	*
Hungary	*	*	*	*	6	*
India	12	6	123	149	72	18
Indonesia	*	*	*	*	7	*
Iran (Islamic Republic of)	39	24	702	1.122	703	63
Iraq	40	37	671	1.495	2.222	77
Ireland	*	*	*	*	*	*
Israel	*	*	*	14	13	*
Italy	*	*	*	7	6	*
Jamaica	*	*	17	22	22	5
Japan	*	*	*	*	*	*
Jordan	7	6	85	117	75	13
Kazakhstan	*	*	41	47	24	*
Kenya	*	*	18	56	108	5
Korea, Republic of	*	*	*	*	*	*
Kosovo	*	*	9	9	5	*
Kuwait	*	*	9	10	12	*
Kyrgyzstan	*	*	18	7	10	*
Latvia	*	*	*	*	5	*
Lebanon	18	13	65	78	80	31
Liberia	*	*	9	21	26	5
Libyan Arab Jamahiriya	19	10	193	241	181	29
Malawi	*	*	*	5	6	*
Malaysia	*	*	*	*	*	*
Mali	*	6	20	26	35	7
Mauritania	*	*	*	*	126	*
Mauritius	*	*	*	*	5	*
Mexico	8	*	14	13	9	10
Moldova, Republic of	56	*	205	652	518	60
Mongolia	*	*	5	12	18	*
Montenegro	*	*	*	*	*	*
Morocco	49	55	721	884	603	104
Mozambique	*	*	*	*	*	*
Myanmar	7	6	58	50	60	13
Namibia	*	*	*	8	*	*



## Monthly First Asylum Applications in The Netherlands in 2025

Source: METiS

Country of citizenships	Jan	Feb	2022	2023	2024	2025
Nepal	*	*	9	6	7	*
Netherlands	*	*	*	12	37	*
Nicaragua	*	*	67	22	15	*
Niger	*	*	18	34	19	*
Nigeria	74	63	521	656	770	137
Pakistan	38	39	877	637	489	77
Palestinian Territory, Occupied	6	*	32	28	36	6
Panama	*	*	*	*	6	*
Peru	*	5	19	63	27	5
Philippines	*	*	*	*	8	*
Poland	*	*	8	7	20	*
Portugal	*	*	*	*	*	*
Qatar	*	*	*	*	*	*
Republic of North Macedonia	*	*	14	20	29	*
Romania	*	*	*	*	9	*
Russian Federation	15	16	590	330	254	31
Rwanda	*	*	6	11	7	*
Saint Kitts and Nevis	*	*	*	*	*	*
Saint Vincent and the Grenadines	*	6	*	*	*	6
Saudi Arabia	*	*	38	29	28	5
Senegal	*	5	20	23	179	9
Serbia	*	*	26	36	23	7
Sierra Leone	20	14	84	340	244	34
Somalia	53	58	1.457	1.807	1.076	111
South Africa	*	*	17	19	16	*
South Sudan	*	*	7	25	16	*
Spain	*	*	*	6	*	*
Sri Lanka	6	*	31	38	52	8
Stateless	*	*	39	61	32	*
Sudan	18	9	195	809	522	27
Suriname	*	*	9	8	11	*
Swaziland	*	5	*	*	7	7
Sweden	*	*	*	*	*	*
Syrian Arab Republic	404	341	12.648	13.028	11.526	745
Taiwan	*	*	*	*	*	*
Tajikistan	7	*	48	34	38	9
Tanzania, United Republic of	*	*	11	20	23	5
Thailand	*	*	*	*	*	*
Togo	*	*	*	*	*	*
Trinidad and Tobago	*	*	19	7	14	*
Tunisia	12	13	285	429	328	25
Turkey	119	117	2.684	2.862	1.868	236
Turkmenistan	*	*	26	11	16	*
Uganda	39	27	192	284	286	66
Ukraine	12	13	1.060	601	424	25
United Arab Emirates	*	*	*	*	*	*
United Kingdom	*	*	8	*	11	*



## Monthly First Asylum Applications in The Netherlands in 2025

Source: METiS

Country of citizenships	Jan	Feb	2022	2023	2024	2025
United States of America	12	5	17	18	9	17
Unknown	78	50	1.113	1.231	1.412	128
Uruguay	*	*	*	*	*	*
Uzbekistan	*	*	58	53	58	6
Venezuela	13	14	175	167	207	27
Viet Nam	*	*	7	26	10	*
Yemen	22	49	2.428	1.982	1.079	71
Zambia	*	*	5	*	*	*
Zimbabwe	8	6	18	25	30	14
Other	*	*	18	26	*	*
<b>Totaal</b>	<b>1.652</b>	<b>1.545</b>	<b>35.535</b>	<b>38.377</b>	<b>32.175</b>	<b>3.197</b>

\* To conceal the lowest figures, all values between 0 and 4 are replaced by asterisk.

Selection criterion for this table: all nationalities with at least 1 application in the current year.