



Immigratie- en Naturalisatiedienst
Ministerie van Justitie en Veiligheid

Asylum Trends

Monthly Report on Asylum Applications in The Netherlands

October 2021

Colophon

Title	Asylum Trends
Subtitle	Monthly Report on Asylum Applications in The Netherlands Recent trends
Author	Ministry of Justice and Security Immigration and Naturalisation Service (IND) IND Business Information Centre (BIC) Rijnstraat 8 2515 XP Den Haag Postbus 16275 2500 BG Den Haag

Migratie in beweging



EUROPESE UNIE
Het Fonds voor asiel,
migratie en integratie

Contents

<i>Colophon</i>	2
-----------------	---

Asylum applications in The Netherlands

Total asylum applications in The Netherlands	4
First asylum applications in The Netherlands	5
Repeated asylum applications in The Netherlands	6
Family reunification in The Netherlands	7
Unaccompanied minor asylum seekers in The Netherlands	8
Monthly first asylum applications in The Netherlands	9

Appendix

Appendix: Relocation and Resettlement

Appendix: Eurostat

Total asylum influx in The Netherlands (first applications, repeated applications, family reunification influx)
Source: METIS

Top 10 Last thirteen months **total** asylum applications in The Netherlands

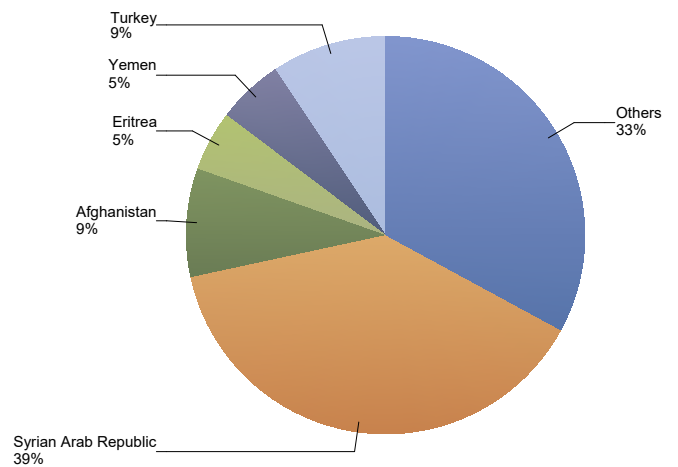
Total 2019	Total 2020	Country of citizenship	2020				2021										Last 12 months	Perc	
			Oct	Nov	Dec	Total	Jan	Feb	Mar	Apr	May	Jun	Jul	Aug	Sep	Oct			Total
5.199	5.566	Syrian Arab Republic	605	718	628	1.951	444	509	680	832	808	1.045	1.308	1.311	1.744	2.437	11.118	12.464	39%
1.357	1.265	Turkey	163	67	76	306	64	91	119	96	133	293	674	750	389	258	2.867	3.010	9%
893	607	Afghanistan	68	47	68	183	44	63	123	80	49	119	131	328	1.283	499	2.719	2.834	9%
852	861	Yemen	128	151	86	365	91	87	100	105	80	100	92	111	234	491	1.491	1.728	5%
2.365	1.504	Eritrea	111	201	144	456	59	59	103	154	153	166	147	121	97	168	1.227	1.572	5%
1.317	1.062	Algeria	146	122	138	406	108	70	96	67	74	79	88	85	112	154	933	1.193	4%
1.191	852	Morocco	101	75	83	259	75	63	71	68	57	90	86	106	104	100	820	978	3%
1.015	619	Iraq	69	61	62	192	63	58	41	53	51	66	67	61	86	246	792	915	3%
923	647	Unknown	56	54	58	168	32	25	51	45	52	79	102	90	112	127	715	827	3%
343	271	Somalia	33	31	23	87	24	15	29	19	37	50	81	157	230	130	772	826	3%
13.980	5.878	Others	563	492	533	1.588	345	330	422	410	420	385	559	604	693	669	4.837	5.862	18%
29.435	19.132	Total	2.043	2.019	1.899	5.961	1.349	1.370	1.835	1.929	1.914	2.472	3.335	3.724	5.084	5.279	28.291	32.209	100%

* To conceal the lowest figures, all values between 0 and 4 are replaced by asterisk.

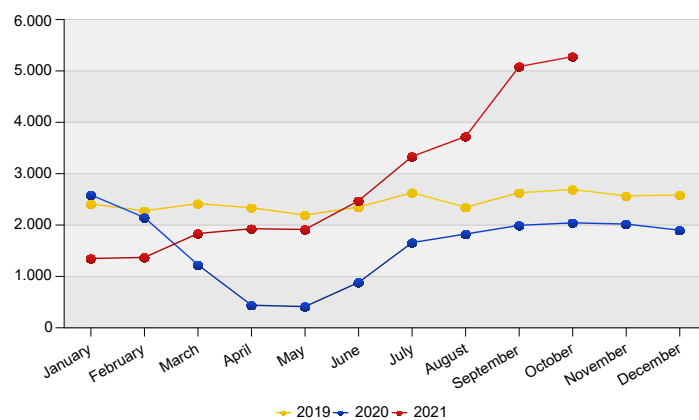
Top Total asylum applications in The Netherlands
October 2021

	Country of citizenship		%
1	Syrian Arab Republic	2.437	46%
2	Afghanistan	499	9%
3	Yemen	491	9%
4	Turkey	258	5%
5	Iraq	246	5%
6	Eritrea	168	3%
7	Algeria	154	3%
8	Somalia	130	2%
9	Unknown	127	2%
10	Morocco	100	2%
	Others	669	13%
Total October 2021		5.279	100%

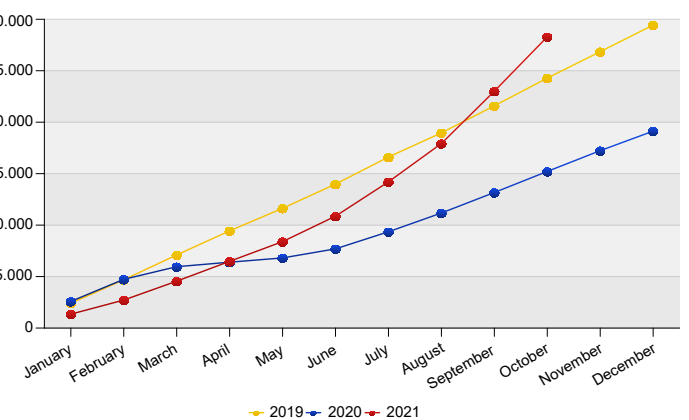
Top Nationalities total applications last twelve months
Period: Nov 2020 - Oct 2021
Number of total asylum applications: 32.209



Total asylum applications in The Netherlands



Cumulative development of total asylum applications in The Netherlands



First asylum applications in The Netherlands
Source: METIS

Top 10 Last thirteen months **first** asylum applications in The Netherlands

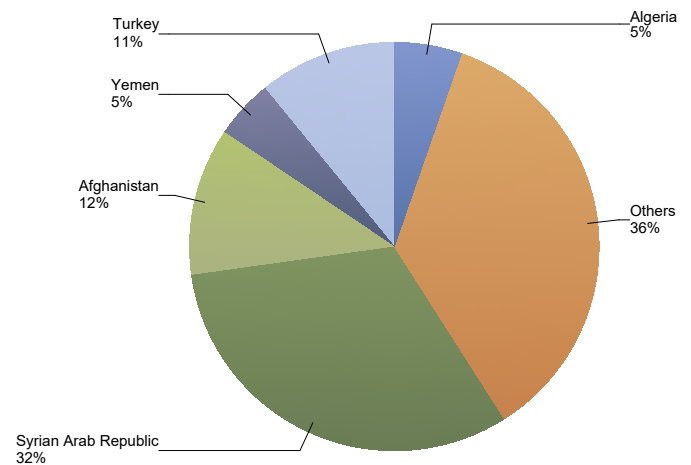
Total 2019	Total 2020 **	Country of citizenship	2020				2021												Last 12 months	Perc
			Oct	Nov	Dec	Total	Jan	Feb	Mar	Apr	May	Jun	Jul	Aug	Sep	Oct	Total			
3.675	4.022	Syrian Arab Republic	394	449	353	1.196	266	256	321	252	308	454	624	789	1.132	1.528	5.930	6.732	32%	
437	389	Afghanistan	51	33	56	140	28	36	81	71	41	98	109	255	1.197	460	2.376	2.465	12%	
1.251	989	Turkey	140	47	51	238	26	23	43	42	81	254	570	661	304	205	2.209	2.307	11%	
1.211	993	Algeria	144	117	132	393	103	66	92	63	69	72	79	110	147	878	1.127	1.127	5%	
645	410	Yemen	26	22	34	82	24	15	35	37	28	39	48	87	186	430	929	985	5%	
1.062	774	Morocco	96	67	78	241	62	60	61	62	53	78	81	97	97	98	749	894	4%	
870	581	Unknown	46	53	48	147	28	24	42	39	37	69	85	77	98	122	621	722	3%	
222	202	Somalia	24	27	22	73	13	8	26	16	22	47	69	149	186	107	643	692	3%	
501	368	Eritrea	35	27	56	118	42	46	23	44	47	85	62	88	55	88	580	663	3%	
621	336	Iraq	37	30	25	92	34	15	20	20	12	28	38	31	63	207	468	523	2%	
12.038	4.609	Others	411	355	361	1.127	242	226	277	261	253	260	353	434	528	495	3.329	4.045	19%	
22.533	13.673	Total	1.404	1.227	1.216	3.847	868	775	1.021	907	951	1.484	2.118	2.745	3.956	3.887	18.712	21.155	100%	

* To conceal the lowest figures, all values between 0 and 4 are replaced by asterisk.

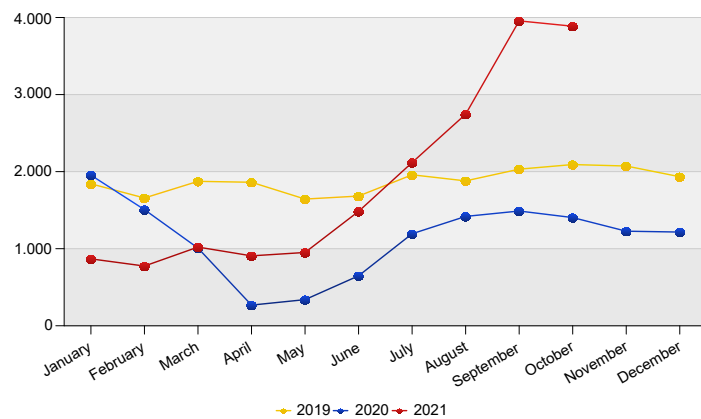
Top First asylum applications in The Netherlands
October 2021

	Country of citizenship		%
1	Syrian Arab Republic	1.528	39%
2	Afghanistan	460	12%
3	Yemen	430	11%
4	Iraq	207	5%
5	Turkey	205	5%
6	Algeria	147	4%
7	Unknown	122	3%
8	Somalia	107	3%
9	Morocco	98	3%
10	Eritrea	88	2%
	Others	495	13%
Total October 2021		3.887	100%

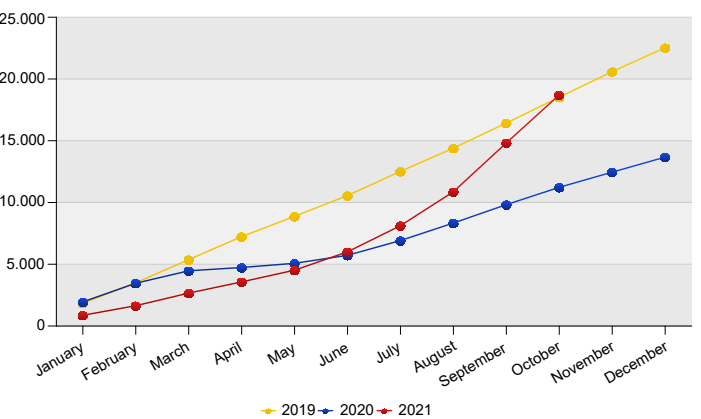
Top Nationalities first applications last twelve months
Period: Nov 2020 - Oct 2021
Number of first asylum applications: 21.155



First asylum applications in The Netherlands



Cumulative development of first asylum applications in The Netherlands



Repeated asylum applications in The Netherlands
Source: METIS

Top 10 Last thirteen months repeated asylum applications in The Netherlands

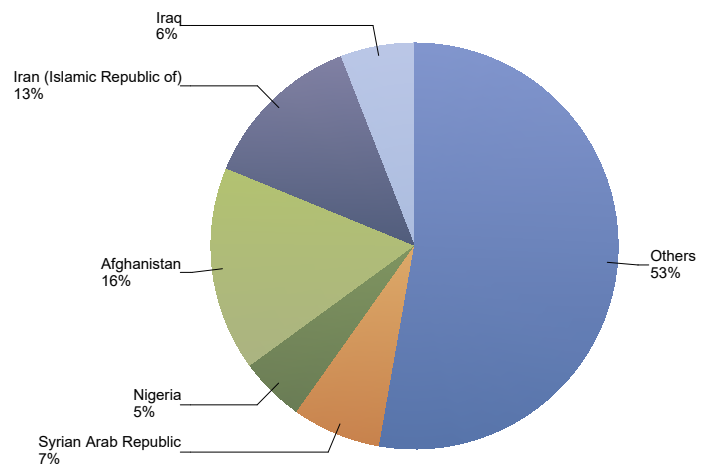
Total 2019	Total 2020	Country of citizenship	2020				2021												Last 12 months	Perc
			Oct	Nov	Dec	Total	Jan	Feb	Mar	Apr	May	Jun	Jul	Aug	Sep	Oct	Total			
354	182	Afghanistan	13	14	9	36	15	19	20	9	6	*	18	69	78	29	267	290	16%	
261	182	Iran (Islamic Republic of)	15	23	18	56	9	15	17	20	29	17	31	12	17	22	189	230	13%	
161	83	Syrian Arab Republic	16	12	8	36	*	17	5	20	6	*	8	19	6	21	106	126	7%	
303	175	Iraq	12	9	8	29	16	7	8	6	5	7	8	5	11	16	89	106	6%	
95	96	Nigeria	6	12	12	30	6	*	11	7	11	5	*	10	6	6	68	92	5%	
85	66	Eritrea	6	5	5	16	*	5	10	5	9	9	6	5	8	5	64	74	4%	
127	73	Morocco	5	*	5	14	10	*	10	6	*	9	*	9	6	*	63	72	4%	
67	35	Somalia	*	*	*	8	9	*	*	*	*	*	*	*	19	15	58	63	4%	
106	68	Algeria	*	5	5	12	5	*	*	*	5	7	7	7	*	6	51	61	3%	
24	33	Stateless	*	7	8	19	*	*	*	*	9	*	*	9	*	*	24	39	2%	
1.140	603	Others	62	60	57	179	42	45	57	57	46	43	60	59	48	60	517	634	35%	
2.723	1.596	Total	144	155	136	435	116	120	144	138	133	106	146	207	201	185	1.496	1.787	100%	

* To conceal the lowest figures, all values between 0 and 4 are replaced by asterisk.

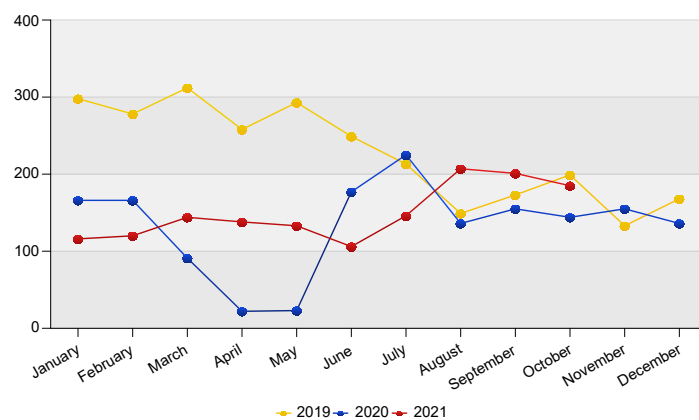
Top Repeated asylum applications in The Netherlands October 2021

Country of citizenship		%
1 Afghanistan	29	16%
2 Iran (Islamic Republic of)	22	12%
3 Syrian Arab Republic	21	11%
4 Iraq	16	9%
5 Somalia	15	8%
Others	82	44%
Total October 2021	185	100%

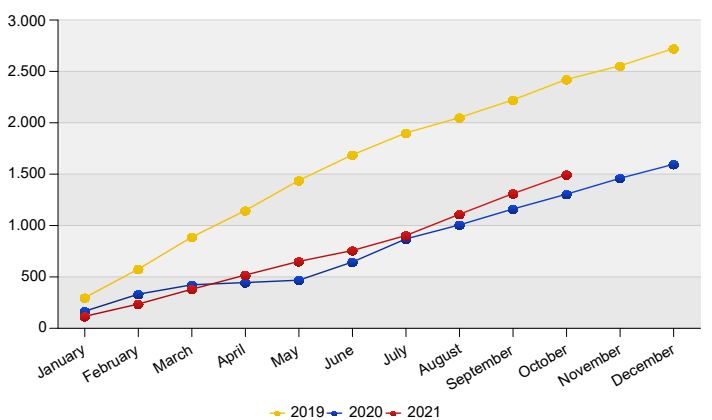
Top Nationalities repeated asylum applications last twelve months
Period: Nov 2020 - Oct 2021
Number of repeated asylum applications: 1.787



Repeated asylum applications in The Netherlands



Cumulative development of repeated asylum applications in The Netherlands



Influx of family reunification in The Netherlands (Council Directive 2003/86/EC Chapter V)
 Source: METIS

Top 10 Last thirteen months Influx of family reunification in The Netherlands

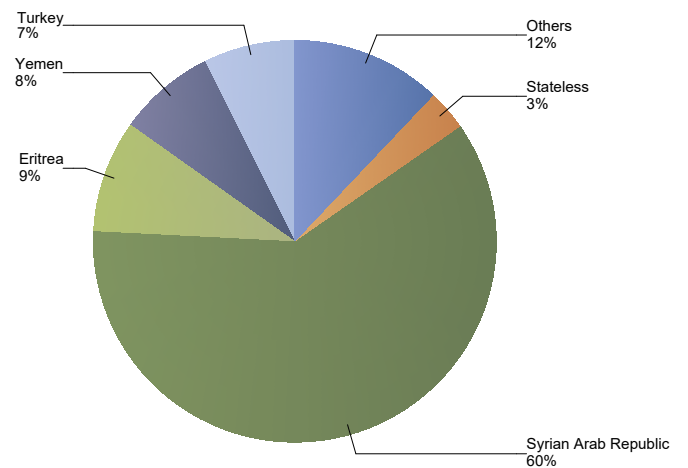
Total 2019	Total 2020	Country of citizenship	2020				2021										Last 12 months	Perc	
			Oct	Nov	Dec	Total	Jan	Feb	Mar	Apr	May	Jun	Jul	Aug	Sep	Oct			Total
1.363	1.461	Syrian Arab Republic	195	257	267	719	176	236	354	560	494	589	676	503	606	888	5.082	5.606	60%
1.779	1.070	Eritrea	70	169	83	322	15	8	70	105	97	72	79	28	34	75	583	835	9%
201	423	Yemen	101	125	51	277	65	72	64	67	51	61	40	24	47	56	547	723	8%
76	255	Turkey	17	20	24	61	38	66	73	50	39	101	88	82	53	640	684	7%	
142	132	Stateless	23	12	30	65	5	12	12	18	20	27	44	31	52	39	260	302	3%
91	108	Iraq	20	22	29	71	13	36	13	27	34	31	21	25	12	23	235	286	3%
68	97	Pakistan	17	*	13	31	13	*	6	17	8	7	28	9	28	19	135	149	2%
62	48	Iran (Islamic Republic of)	6	11	20	37	15	*	28	13	11	*	*	*	*	8	90	121	1%
21	40	Unknown	9	*	5	15	*	*	5	6	11	8	16	8	13	5	75	81	1%
102	36	Afghanistan	*	*	*	7	*	8	22	*	*	17	*	*	8	10	76	79	1%
274	193	Others	33	19	22	74	22	34	23	21	52	28	59	49	41	31	360	401	4%
4.179	3.863	Total	495	637	547	1.679	365	475	670	884	830	882	1.071	772	927	1.207	8.083	9.267	100%

* To conceal the lowest figures, all values between 0 and 4 are replaced by asterisk.

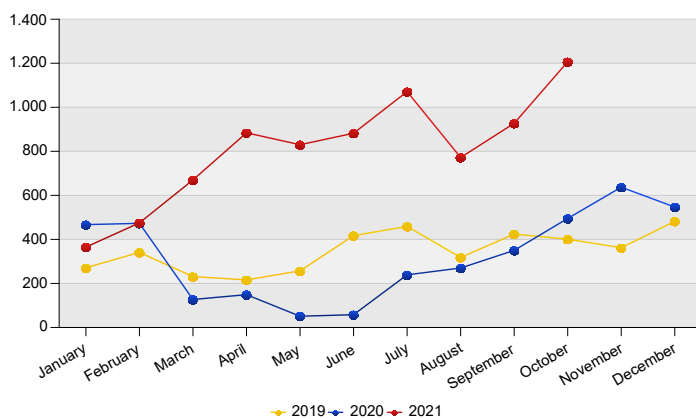
Top Influx of family reunification in The Netherlands October 2021

Country of citizenship		%
1 Syrian Arab Republic	888	74%
2 Eritrea	75	6%
3 Yemen	56	5%
4 Turkey	53	4%
5 Stateless	39	3%
Others	96	8%
Total October 2021	1.207	100%

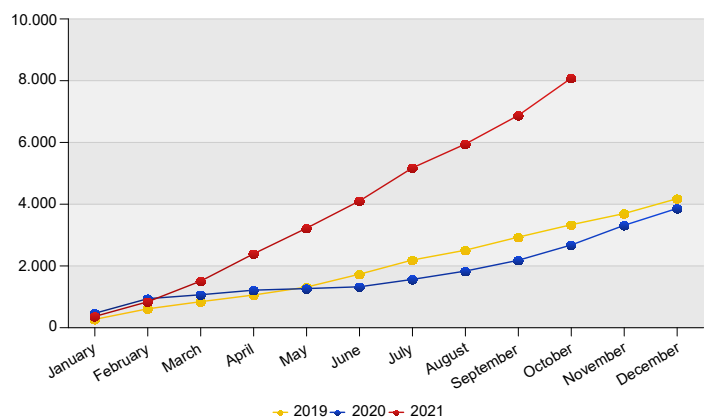
Top Nationalities Influx of family reunification last twelve months
 Period: Nov 2020 - Oct 2021
 Number of influx family reunification: 9.267



Influx of family reunification in The Netherlands



Cumulative development of Influx of family reunification in The Netherlands



Influx of indicated unaccompanied minor asylum seekers in The Netherlands
Source: METIS

Top 10 Unaccompanied minor asylum applications in The Netherlands

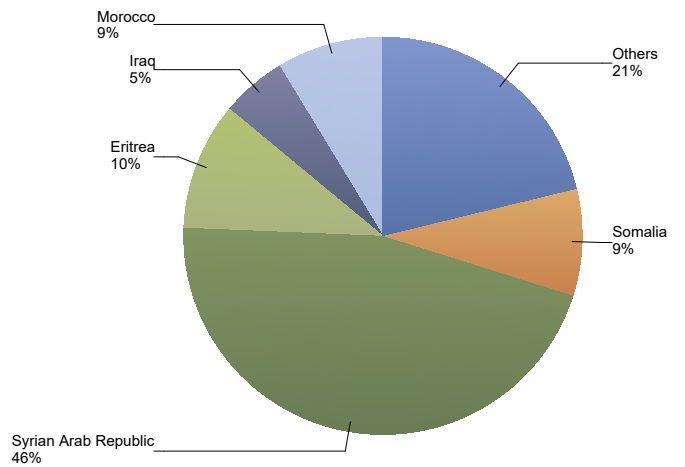
Total 2019	Total 2020	Country of citizenship	2020				2021												Last 12 months	Perc
			Oct	Nov	Dec	Total	Jan	Feb	Mar	Apr	May	Jun	Jul	Aug	Sep	Oct	Total			
308	446	Syrian Arab Republic	47	73	61	181	41	30	45	35	33	38	55	134	144	169	724	858	46%	
111	81	Eritrea	8	5	25	38	11	14	*	12	*	31	26	35	14	17	164	194	10%	
163	143	Morocco	17	24	23	64	13	8	9	12	11	10	9	14	16	14	116	163	9%	
26	27	Somalia	*	8	5	15	*	*	5	*	9	13	12	43	44	18	149	162	9%	
64	21	Iraq	*	*	*	5	*	*	*	*	*	6	5	*	14	64	96	99	5%	
68	61	Algeria	7	10	17	34	7	*	*	*	*	6	*	9	9	12	60	87	5%	
56	46	Afghanistan	5	*	5	14	*	*	*	5	6	8	10	15	15	5	73	82	4%	
35	31	Unknown	*	*	6	12	*	*	*	*	*	6	5	6	8	18	54	62	3%	
23	18	Yemen	*	*	*	6	*	*	*	*	*	5	5	*	27	45	50	3%		
10	19	Sudan	*	*	5	11	*	*	*	*	*	*	*	*	*	*	8	16	1%	
182	93	Others	11	11	16	38	6	7	*	*	*	*	5	11	22	14	73	100	5%	
1.046	986	Total	107	146	165	418	84	71	74	78	73	118	137	274	292	361	1.562	1.873	100%	

* To conceal the lowest figures, all values between 0 and 4 are replaced by asterisk.

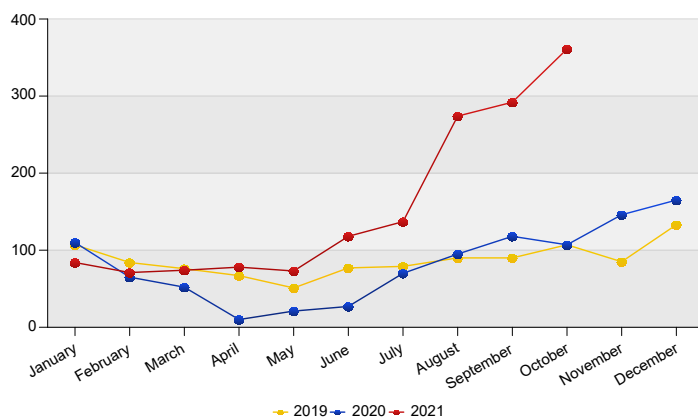
Top Unaccompanied minor asylum applications in The Netherlands October 2021

Country of citizenship			%
1	Syrian Arab Republic	169	47%
2	Iraq	64	18%
3	Yemen	27	7%
4	Somalia	18	5%
5	Unknown	18	5%
6	Eritrea	17	5%
	Others	48	13%
Total October 2021		361	100%

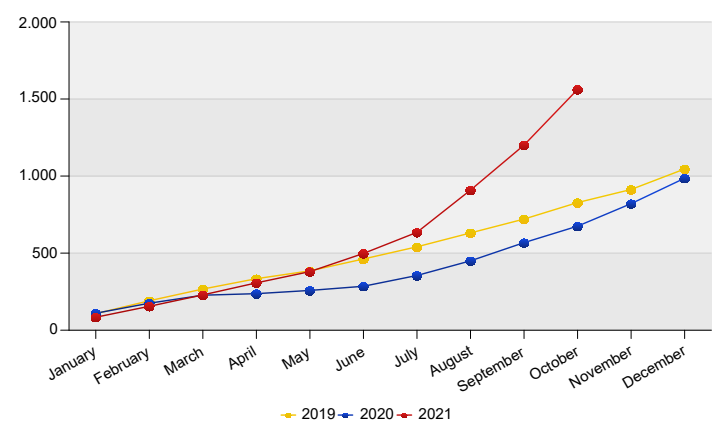
Top Nationalities unaccompanied minor asylum applications last twelve months
Period: Nov 2020 - Oct 2021
Number of unaccompanied minor asylum applications: 1.873



Unaccompanied minor asylum applications in The Netherlands



Cumulative development of Unaccompanied minor asylum applications in The Netherlands



Monthly First Asylum Applications in The Netherlands in 2021

Source: METIS

Country of citizenships	Jan	Feb	Mar	Apr	May	Jun	Jul	Aug	Sep	Oct	2019	2020	2021	Total 2018
Afghanistan	28	36	81	71	41	98	109	255	1.197	460	437	389	2.376	325
Albania	*	*	*	*	7	5	*	5	13	8	192	82	48	551
Algeria	103	66	92	63	69	72	79	77	110	147	1.211	993	878	1.267
Angola	*	*	*	*	*	*	*	*	*	*	56	12	5	30
Argentina	*	*	*	*	*	*	*	*	*	*	*	*	*	*
Armenia	*	*	*	5	*	*	*	6	*	*	72	25	26	62
Australia	*	*	*	*	*	*	*	*	*	*	*	*	*	*
Azerbaijan	*	*	8	9	*	6	9	6	13	6	375	115	64	239
Bahrain	*	*	*	*	*	*	*	*	*	*	*	5	*	5
Bangladesh	*	*	*	*	*	*	*	*	*	*	20	21	7	22
Belarus	*	9	12	5	5	7	6	6	8	*	165	84	64	252
Belgium	*	*	*	*	*	*	*	*	*	*	*	*	*	*
Benin	*	*	*	*	*	*	*	*	*	*	*	*	*	11
Bolivia	*	*	*	*	*	*	*	*	*	*	*	*	*	*
Bosnia and Herzegovina	*	*	*	*	*	*	*	*	*	*	72	11	*	49
Brazil	*	*	*	*	*	*	*	*	*	*	8	19	12	7
Bulgaria	*	*	*	*	*	*	*	*	*	*	*	5	*	*
Burkina Faso	*	*	*	*	*	*	*	*	*	*	8	8	7	6
Burundi	*	*	*	*	*	*	*	*	*	*	*	*	*	11
Cameroon	*	*	*	*	*	*	*	*	*	*	49	36	14	28
Canada	*	*	*	*	*	*	*	*	*	*	*	*	*	*
Cape Verde	*	*	*	*	*	*	*	*	*	*	*	*	*	*
Central African Republic	*	*	*	*	*	*	*	*	*	*	*	*	*	*
Chad	*	*	*	*	*	*	*	*	*	8	22	11	14	36
Chile	*	*	*	*	*	*	*	*	*	*	*	*	*	*
China (including Hong Kong)	*	*	5	*	*	*	23	46	17	15	155	56	119	164
Colombia	*	*	*	*	*	8	9	10	17	40	158	106	97	44
Comoros	*	*	*	*	*	*	*	*	*	*	*	*	*	*
Congo, the Democratic Republic of the	*	*	*	*	*	*	*	*	*	*	10	10	9	14
Congo, the Republic of the	*	*	*	*	*	*	*	*	5	*	43	17	19	27
Costa Rica	*	*	*	*	*	*	*	*	*	*	*	*	*	*
Cote d'Ivoire	*	*	*	*	*	*	*	*	*	*	49	29	10	51
Croatia	*	*	*	*	*	*	*	*	*	*	*	*	*	*
Cuba	*	*	*	*	*	*	*	*	*	*	18	8	8	162
Czech Republic	*	*	*	*	*	*	*	*	*	*	*	5	*	*
Djibouti	*	*	*	*	*	*	*	*	*	*	*	*	*	5
Dominican Republic	*	*	*	*	*	*	*	*	*	*	9	5	*	7
East Timor	*	*	*	*	*	*	*	*	*	*	8	*	*	*
Ecuador	*	*	*	*	*	*	*	*	*	*	*	*	*	*
Egypt	*	*	5	5	6	7	*	14	30	23	190	101	101	149
El Salvador	*	*	*	*	*	*	*	5	*	*	34	28	12	21
Eritrea	42	46	23	44	47	85	62	88	55	88	501	368	580	1.284
Estonia	*	*	*	*	*	*	*	*	*	*	*	*	*	*
Ethiopia	*	5	10	7	*	11	14	10	38	25	92	44	128	54
France	*	*	*	*	*	*	*	*	*	*	7	*	*	*
Gabon	*	*	*	*	*	*	*	*	*	*	*	*	*	*
Gambia	8	10	8	13	13	15	10	14	8	14	539	204	113	351
Georgia	*	*	*	7	11	8	11	7	*	9	326	163	64	350
Germany	*	*	*	8	*	*	*	*	*	*	9	6	9	5
Ghana	8	*	*	*	*	*	*	*	5	*	89	41	36	80
Greece	*	*	*	*	*	*	*	*	*	*	5	*	*	*
Guatemala	*	*	*	*	*	*	*	*	*	*	*	*	*	*
Guinea	6	*	8	*	10	6	8	*	8	7	195	108	63	242
Guinea-Bissau	*	*	*	*	*	*	*	*	*	*	28	10	*	17
Guyana	*	*	*	*	*	*	*	*	*	*	*	*	*	*
Haiti	*	*	*	*	*	*	*	*	*	*	7	*	6	*
Honduras	*	*	*	*	*	*	*	*	*	*	10	6	*	7
Hungary	*	*	*	*	*	*	*	*	*	*	*	5	*	*
India	*	*	*	*	*	*	14	46	14	15	49	14	96	49
Indonesia	*	*	*	*	*	*	*	*	*	*	8	9	6	8
Iran (Islamic Republic of)	14	11	13	12	18	14	24	32	37	23	1.534	370	198	1.869
Iraq	34	15	20	20	12	28	38	31	63	207	621	336	468	737
Israel	*	*	*	*	*	*	*	*	*	*	*	*	*	6
Italy	*	*	*	*	*	*	*	*	*	*	7	5	*	*
Jamaica	*	*	*	*	*	*	*	*	*	*	19	6	8	16
Japan	*	*	*	*	*	*	*	*	*	*	*	*	*	*
Jordan	*	*	*	*	*	*	*	*	*	*	116	55	11	74
Kazakhstan	*	*	*	*	*	*	*	*	*	*	36	28	11	17
Kenya	*	*	*	*	*	*	*	*	*	*	5	12	*	17
Korea, Democratic People's Republic of	*	*	*	*	*	*	*	*	*	*	*	*	*	*
Korea, Republic of	*	*	*	*	*	*	*	*	*	*	*	*	7	*
Kosovo / UNSCR 1244	*	*	*	*	*	*	14	*	*	*	56	42	21	36
Kuwait	*	*	*	*	*	*	*	*	*	*	6	8	*	*
Kyrgyzstan	*	*	*	*	*	*	*	*	*	*	16	*	*	10
Latvia	*	*	*	*	*	*	*	*	*	*	*	*	*	*
Lebanon	*	7	8	*	*	*	*	15	*	17	119	88	58	71
Liberia	*	*	*	*	*	*	*	*	*	*	29	11	8	22
Libyan Arab Jamahiriya	9	9	14	5	5	10	9	11	5	19	304	188	96	462
Lithuania	*	*	*	*	*	*	*	*	*	*	*	*	*	*
Malawi	*	*	*	*	*	*	*	*	*	*	*	*	*	*
Malaysia	*	*	6	*	*	*	*	*	*	*	*	*	8	*
Maldives	*	*	*	*	*	*	*	*	*	*	*	*	*	*
Mali	*	*	*	*	*	*	*	*	*	*	42	21	19	37
Mauritania	*	*	*	*	*	*	*	*	*	*	12	11	*	10
Mauritius	*	*	*	*	*	*	*	*	*	*	*	*	*	*
Mexico	*	*	*	7	*	*	5	*	*	*	5	7	16	*
Moldova, Republic of	*	*	*	*	*	6	*	*	13	*	1.207	32	28	831
Mongolia	*	*	*	*	*	*	*	*	*	*	14	13	*	23

Monthly First Asylum Applications in The Netherlands in 2021

Source: METIS

Country of citizenships	Jan	Feb	Mar	Apr	May	Jun	Jul	Aug	Sep	Oct	2019	2020	2021	Total 2018
Montenegro	*	*	*	*	*	*	*	*	*	*	21	*	*	*
Morocco	62	60	61	62	53	78	81	97	97	98	1.062	774	749	1.066
Mozambique	*	*	*	*	*	*	*	*	*	*	*	*	*	*
Myanmar	*	*	*	*	*	*	*	*	*	*	28	16	9	32
Namibia	*	*	*	*	*	*	*	*	*	*	*	*	*	*
Nepal	*	*	*	*	*	*	*	*	*	*	8	*	*	*
Netherlands	*	*	*	*	*	*	*	*	*	*	*	*	*	8
Nicaragua	*	*	*	*	*	*	*	*	*	*	37	5	*	30
Niger	*	*	*	*	*	*	*	*	*	*	56	27	13	24
Nigeria	39	32	35	42	25	37	33	31	26	30	2.102	633	330	558
Oman	*	*	*	*	*	*	*	*	*	*	*	*	*	*
Pakistan	25	22	52	29	13	16	22	29	66	53	397	267	327	309
Palestinian Territory, Occupied	*	*	*	*	*	*	*	*	*	*	40	17	6	79
Panama	*	*	*	*	*	*	*	*	*	*	*	*	*	*
Peru	*	*	*	*	*	*	*	*	*	*	11	7	5	*
Philippines	*	*	*	*	*	*	*	*	*	*	*	8	*	*
Poland	*	*	*	*	*	*	*	*	*	*	*	10	*	*
Portugal	*	*	*	*	*	*	*	*	*	*	*	*	*	*
Republic of North Macedonia	*	*	*	*	*	*	*	*	6	*	264	54	15	*
Romania	*	*	*	*	*	*	*	*	*	*	*	*	*	*
Russian Federation	7	6	8	16	23	13	21	19	30	18	398	180	161	294
Rwanda	*	*	*	*	*	*	*	*	*	*	5	5	7	20
Saint Kitts and Nevis	*	*	*	*	*	*	*	*	*	*	*	*	*	*
Saint Lucia	*	*	*	*	*	*	*	*	*	*	*	*	*	*
Saudi Arabia	*	*	*	*	*	*	5	*	6	*	19	9	20	10
Senegal	6	*	*	*	*	*	*	8	*	*	107	45	36	62
Serbia	*	*	*	6	5	*	*	*	5	7	326	82	30	125
Sierra Leone	7	11	5	*	*	5	*	8	*	7	111	58	54	88
Somalia	13	8	26	16	22	47	69	149	186	107	222	202	643	133
South Africa	*	*	*	*	*	*	*	*	*	*	9	5	5	5
South Sudan	*	*	*	*	*	*	*	*	*	*	5	8	10	*
Spain	*	*	*	*	*	*	*	*	*	*	*	*	*	*
Sri Lanka	*	*	*	*	*	*	*	*	*	*	56	22	7	30
Stateless	*	*	*	5	*	*	*	*	*	5	38	33	27	49
Sudan	14	*	8	*	6	9	9	9	16	19	199	157	96	249
Suriname	*	*	*	*	*	*	*	*	*	*	*	17	*	6
Sweden	*	*	*	*	*	*	*	*	*	*	*	*	*	*
Syrian Arab Republic	266	256	321	252	308	454	624	789	1.132	1.528	3.675	4.022	5.930	2.956
Taiwan	*	*	*	*	*	*	*	*	*	*	*	*	*	*
Tajikistan	*	*	*	*	*	*	8	*	*	*	109	19	16	178
Tanzania, United Republic of	*	*	*	*	*	*	*	*	*	*	14	17	*	6
Thailand	*	*	*	*	*	*	*	*	*	*	*	*	*	*
Togo	*	*	*	*	*	*	*	*	*	*	11	*	*	7
Trinidad and Tobago	*	*	*	*	*	*	*	*	*	*	13	*	*	23
Tunisia	22	25	17	12	16	11	12	16	39	38	296	242	208	387
Turkey	26	23	43	42	81	254	570	661	304	205	1.251	989	2.209	1.301
Turkmenistan	*	*	*	5	*	*	*	*	9	*	5	*	19	10
Uganda	*	*	7	6	6	*	5	*	*	*	220	85	43	145
Ukraine	*	*	*	*	6	*	*	16	10	5	132	42	51	303
United Arab Emirates	*	*	*	*	*	*	*	*	*	*	*	*	*	*
United Kingdom	*	*	*	*	*	*	*	*	*	*	*	*	*	*
United States of America	*	*	*	*	*	*	6	*	*	*	17	11	9	25
Unknown	28	24	42	39	37	69	85	77	98	122	870	581	621	678
Uruguay	*	*	*	*	*	*	*	*	*	*	*	*	*	*
Uzbekistan	*	*	*	*	*	*	*	*	*	*	7	11	19	12
Venezuela	*	*	*	*	5	*	*	*	8	7	182	83	33	150
Viet Nam	*	*	*	*	*	*	*	*	*	*	50	18	12	41
Yemen	24	15	35	37	28	39	48	87	186	430	645	410	929	528
Zambia	*	*	*	*	*	*	*	*	*	*	*	*	*	*
Zimbabwe	*	*	*	*	*	*	*	*	*	*	20	12	6	5
Other	*	*	*	*	*	*	*	*	*	*	46	*	*	102
Totaal	868	775	1.021	907	951	1.484	2.118	2.745	3.956	3.887	22.533	13.673	18.712	20.353

* To conceal the lowest figures, all values between 0 and 4 are replaced by asterisk.
Selection criterion for this table: all nationalities with at least 1 application in the current year.