



Immigratie- en Naturalisatiedienst
Ministerie van Justitie en Veiligheid

Asylum Trends

Monthly Report on Asylum Applications in The Netherlands

May 2021

Colophon

Title	Asylum Trends
Subtitle	Monthly Report on Asylum Applications in The Netherlands Recent trends
Author	Ministry of Justice and Security Immigration and Naturalisation Service (IND) IND Business Information Centre (BIC) Rijnstraat 8 2515 XP Den Haag Postbus 16275 2500 BG Den Haag

Migratie in beweging



EUROPESE UNIE
Het Fonds voor asiel,
migratie en integratie

Contents

<i>Colophon</i>	2
-----------------	---

Asylum applications in The Netherlands

Total asylum applications in The Netherlands	4
First asylum applications in The Netherlands	5
Repeated asylum applications in The Netherlands	6
Family reunification in The Netherlands	7
Unaccompanied minor asylum seekers in The Netherlands	8
Monthly first asylum applications in The Netherlands	9

Appendix

Appendix: Relocation and Resettlement

Appendix: Eurostat

Total asylum influx in The Netherlands (first applications, repeated applications, family reunification influx)
Source: METIS

Top 10 Last thirteen months **total** asylum applications in The Netherlands

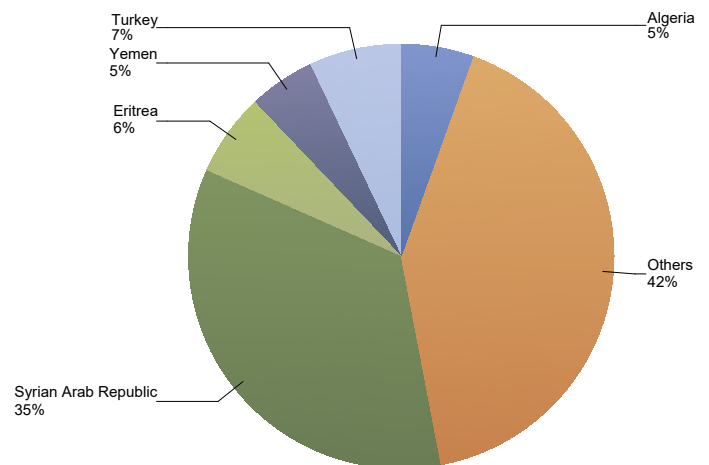
Total 2019	Total 2020	Country of citizenship	2020										2021					Last 12 months	Perc
			May	Jun	Jul	Aug	Sep	Oct	Nov	Dec	Total	Jan	Feb	Mar	Apr	May	Total		
5.199	5.566	Syrian Arab Republic	113	200	548	583	619	605	718	628	4.014	444	507	680	831	810	3.272	7.173	35%
1.357	1.265	Turkey	19	34	199	227	194	163	67	76	979	64	91	119	98	133	505	1.465	7%
2.365	1.504	Eritrea	41	69	49	63	136	111	201	144	814	59	59	104	154	155	531	1.304	6%
1.317	1.062	Algeria	10	54	81	97	83	146	122	138	731	108	70	95	67	74	414	1.135	5%
852	861	Yemen	18	30	52	48	89	128	151	86	602	91	84	98	103	79	455	1.039	5%
1.191	852	Morocco	17	44	85	91	96	101	75	83	592	75	63	71	68	58	335	910	4%
893	607	Afghanistan	5	40	35	58	27	68	47	68	348	44	63	123	80	50	360	703	3%
1.015	619	Iraq	18	60	71	42	67	69	61	62	450	63	58	41	53	51	266	698	3%
2.206	729	Nigeria	13	32	71	89	67	66	54	65	457	45	35	47	49	37	213	657	3%
923	647	Unknown	26	63	61	60	73	56	54	58	451	32	25	52	44	52	205	630	3%
12.117	5.420	Others	133	257	406	467	543	530	469	491	3.296	323	310	404	380	421	1.838	5.001	24%
29.435	19.132	Total	413	883	1.658	1.825	1.994	2.043	2.019	1.899	12.734	1.348	1.365	1.834	1.927	1.920	8.394	20.715	100%

* To conceal the lowest figures, all values between 0 and 4 are replaced by asterisk.

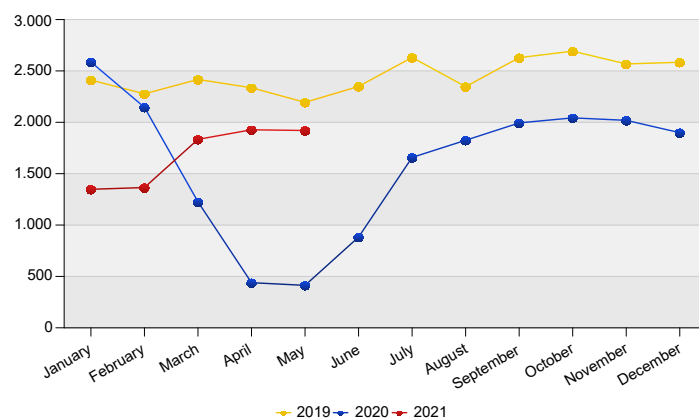
Top Total asylum applications in The Netherlands
May 2021

	Country of citizenship		%
1	Syrian Arab Republic	810	42%
2	Eritrea	155	8%
3	Turkey	133	7%
4	Yemen	79	4%
5	Algeria	74	4%
6	Iran (Islamic Republic of)	58	3%
7	Morocco	58	3%
8	Unknown	52	3%
9	Iraq	51	3%
10	Afghanistan	50	3%
11	Nigeria	37	2%
12	Somalia	37	2%
	Others	326	17%
Total May 2021		1.920	100%

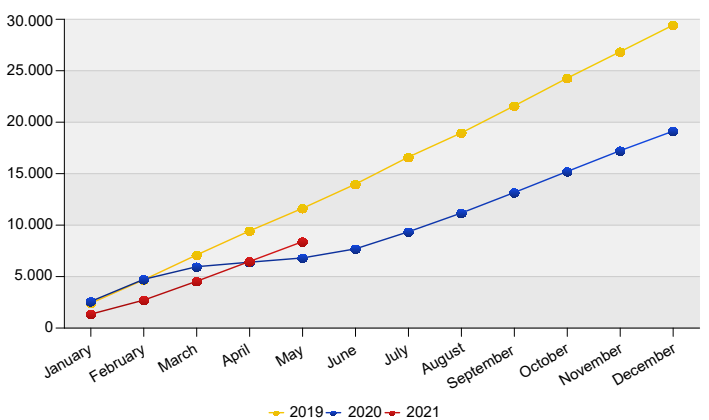
Top Nationalities total applications last twelve months
Period: Jun 2020 - May 2021
Number of total asylum applications: 20.715



Total asylum applications in The Netherlands



Cumulative development of total asylum applications in The Netherlands



First asylum applications in The Netherlands
Source: METIS

Top 10 Last thirteen months **first** asylum applications in The Netherlands

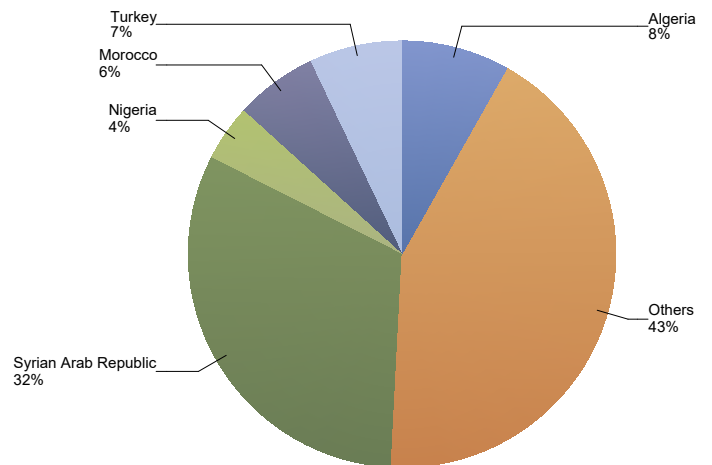
Total 2019	Total 2020 **	Country of citizenship	2020										2021					Last 12 months	Perc
			May	Jun	Jul	Aug	Sep	Oct	Nov	Dec	Total	Jan	Feb	Mar	Apr	May	Total		
3.675	4.022	Syrian Arab Republic	106	187	397	430	541	394	449	353	2.857	266	256	321	253	308	1.404	4.155	32%
1.211	993	Algeria	9	48	65	92	82	144	117	132	689	103	66	92	63	69	393	1.073	8%
1.251	989	Turkey	19	26	127	186	135	140	47	51	731	26	23	43	44	81	217	929	7%
1.062	774	Morocco	17	36	65	81	94	96	67	78	534	62	60	61	62	53	298	815	6%
2.102	633	Nigeria	13	29	57	82	60	60	42	53	396	39	32	35	42	26	174	557	4%
870	581	Unknown	25	61	54	54	62	46	53	48	403	28	24	43	38	37	170	548	4%
437	389	Afghanistan	*	11	20	35	16	51	33	56	225	28	36	81	71	41	257	479	4%
501	368	Eritrea	12	23	35	33	42	35	27	56	263	42	47	23	44	48	204	455	3%
645	410	Yemen	18	28	45	39	42	26	22	34	254	24	15	35	37	28	139	375	3%
621	336	Iraq	12	21	36	23	30	37	30	25	214	34	15	20	20	12	101	303	2%
10.158	4.178	Others	105	178	293	364	385	375	340	330	2.370	216	202	268	237	251	1.174	3.439	26%
22.533	13.673	Total	339	648	1.194	1.419	1.489	1.404	1.227	1.216	8.936	868	776	1.022	911	954	4.531	13.128	100%

* To conceal the lowest figures, all values between 0 and 4 are replaced by asterisk.

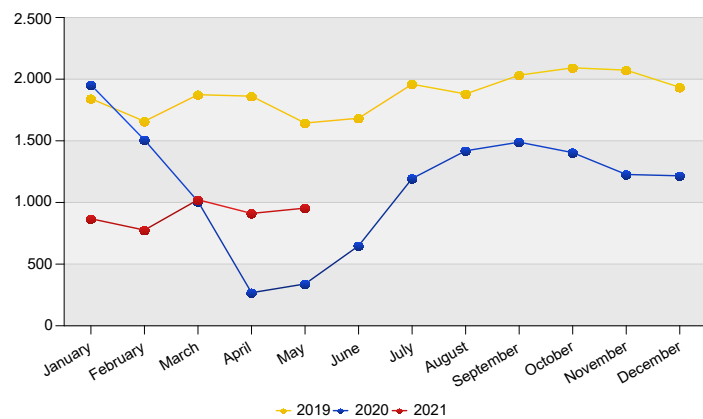
Top First asylum applications in The Netherlands
May 2021

	Country of citizenship		%
1	Syrian Arab Republic	308	32%
2	Turkey	81	8%
3	Algeria	69	7%
4	Morocco	53	6%
5	Eritrea	48	5%
6	Afghanistan	41	4%
7	Unknown	37	4%
8	Yemen	28	3%
9	Nigeria	26	3%
10	Russian Federation	23	2%
	Others	240	25%
Total May 2021		954	100%

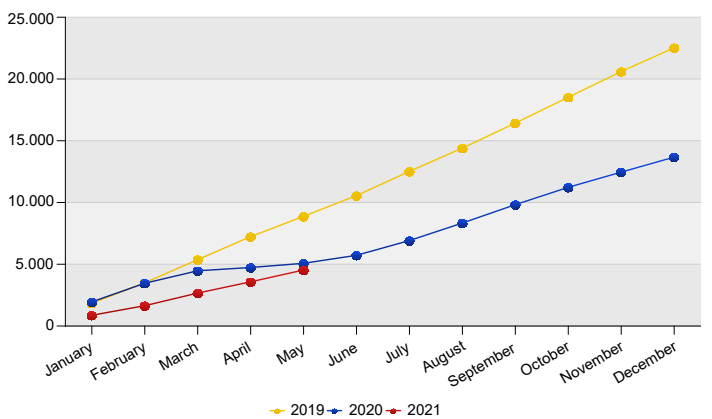
Top Nationalities first applications last twelve months
Period: Jun 2020 - May 2021
Number of first asylum applications: 13.128



First asylum applications in The Netherlands



Cumulative development of first asylum applications in The Netherlands



Repeated asylum applications in The Netherlands
Source: METIS

Top 10 Last thirteen months repeated asylum applications in The Netherlands

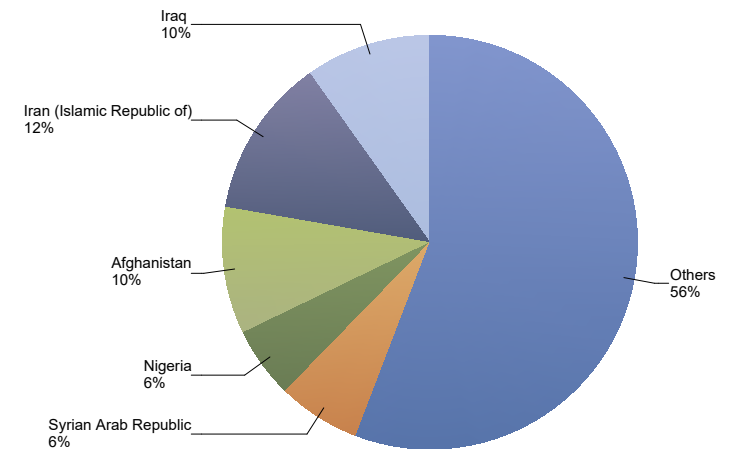
Total 2019	Total 2020	Country of citizenship	2020										2021					Last 12 months	Perc
			May	Jun	Jul	Aug	Sep	Oct	Nov	Dec	Total	Jan	Feb	Mar	Apr	May	Total		
261	182	Iran (Islamic Republic of)	5	20	25	12	18	15	23	18	136	9	15	17	20	29	90	221	12%
354	182	Afghanistan	*	29	15	20	6	13	14	9	108	15	19	20	9	7	70	176	10%
303	175	Iraq	*	39	29	16	20	12	9	8	137	16	7	8	6	5	42	175	10%
161	83	Syrian Arab Republic	*	*	12	10	6	16	12	8	67	*	17	5	20	6	50	115	6%
95	96	Nigeria	*	*	14	7	7	6	12	12	61	6	*	11	7	11	38	99	6%
127	73	Morocco	*	8	20	10	*	5	*	5	53	10	*	10	6	5	34	87	5%
85	66	Eritrea	*	12	5	*	12	6	5	5	49	*	5	10	5	9	31	80	4%
106	68	Algeria	*	6	16	5	*	*	5	5	41	5	*	*	*	5	21	61	3%
67	35	Somalia	*	7	5	*	*	*	*	*	26	9	*	*	*	*	17	43	2%
24	33	Stateless	*	*	*	*	6	*	7	8	29	*	*	*	*	9	12	39	2%
1.140	603	Others	7	52	82	49	75	62	60	57	444	42	45	57	57	45	246	683	38%
2.723	1.596	Total	23	177	225	136	155	144	155	136	1.151	116	120	143	138	134	651	1.779	100%

* To conceal the lowest figures, all values between 0 and 4 are replaced by asterisk.

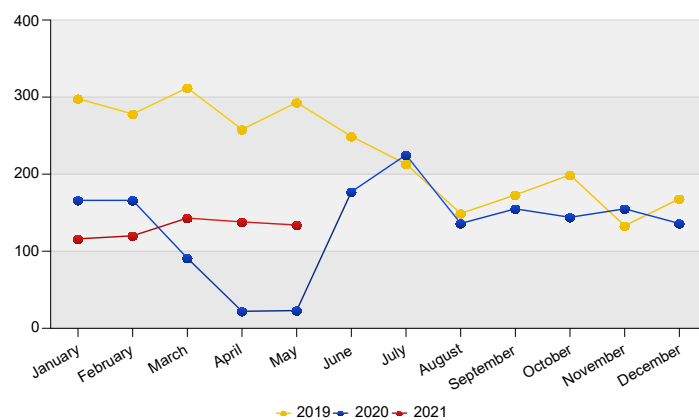
Top Repeated asylum applications in The Netherlands May 2021

Country of citizenship		%
1 Iran (Islamic Republic of)	29	22%
2 Nigeria	11	8%
3 Eritrea	9	7%
4 Stateless	9	7%
5 Afghanistan	7	5%
6 Syrian Arab Republic	6	4%
Others	63	47%
Total May 2021	134	100%

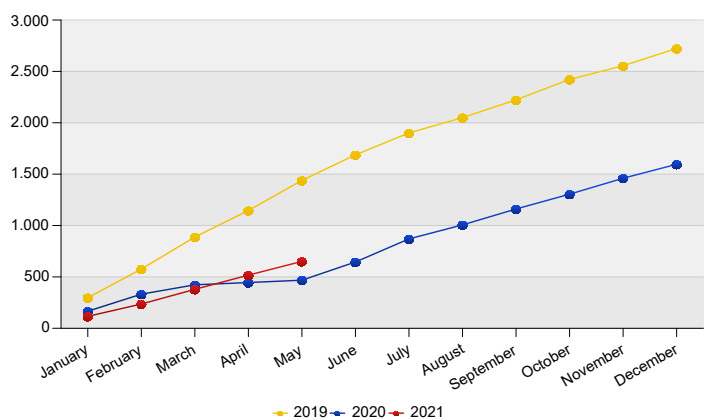
Top Nationalities repeated asylum applications last twelve months
Period: Jun 2020 - May 2021
Number of repeated asylum applications: 1.779



Repeated asylum applications in The Netherlands



Cumulative development of repeated asylum applications in The Netherlands



Influx of family reunification in The Netherlands (Council Directive 2003/86/EC Chapter V)
Source: METIS

Top 10 Last thirteen months Influx of family reunification in The Netherlands

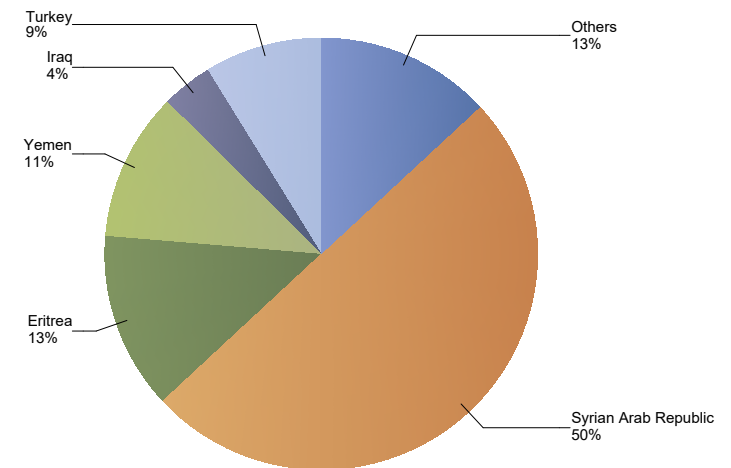
Total 2019	Total 2020	Country of citizenship	2020												2021					Last 12 months	Perc
			May	Jun	Jul	Aug	Sep	Oct	Nov	Dec	Total	Jan	Feb	Mar	Apr	May	Total				
1.363	1.461	Syrian Arab Republic	5	12	139	143	72	195	257	267	1.090	176	234	354	558	496	1.818	2.903	50%		
1.779	1.070	Eritrea	29	34	9	26	82	70	169	83	502	15	7	71	105	98	296	769	13%		
201	423	Yemen	*	*	*	6	47	101	125	51	332	65	69	62	65	50	311	643	11%		
76	255	Turkey	*	7	71	40	56	17	20	24	235	38	66	73	50	50	277	512	9%		
91	108	Iraq	*	*	6	*	17	20	22	29	99	13	36	13	27	34	123	220	4%		
142	132	Stateless	*	*	7	14	*	23	12	30	90	*	12	12	16	20	64	154	3%		
68	97	Pakistan	12	*	*	12	35	17	*	13	90	13	*	6	17	8	44	122	2%		
62	48	Iran (Islamic Republic of)	*	*	*	*	*	6	11	20	38	15	*	28	13	11	69	107	2%		
21	40	Unknown	*	*	*	*	9	9	*	5	28	*	*	5	6	11	25	52	1%		
102	36	Afghanistan	*	*	*	*	5	*	*	*	15	*	8	22	*	*	33	48	1%		
*	*	Egypt	*	*	*	*	*	11	*	10	27	6	*	8	*	*	21	48	1%		
274	166	Others	*	*	*	21	23	22	19	12	101	16	30	15	21	49	131	230	4%		
4.179	3.863	Total	51	58	239	270	350	495	637	547	2.647	364	469	669	878	832	3.212	5.808	100%		

* To conceal the lowest figures, all values between 0 and 4 are replaced by asterisk.

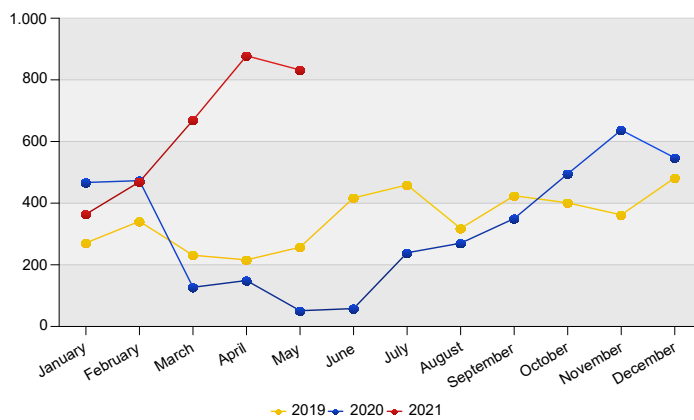
Top Influx of family reunification in The Netherlands May 2021

Country of citizenship			%
1	Syrian Arab Republic	496	60%
2	Eritrea	98	12%
3	Turkey	50	6%
4	Yemen	50	6%
5	Iraq	34	4%
6	Stateless	20	2%
	Others	84	10%
Total May 2021		832	100%

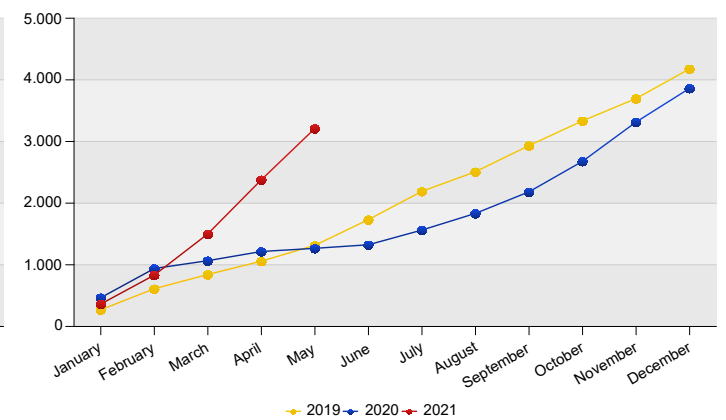
Top Nationalities Influx of family reunification last twelve months
Period: Jun 2020 - May 2021
Number of influx family reunification: 5.808



Influx of family reunification in The Netherlands



Cumulative development of Influx of family reunification in The Netherlands



Influx of indicated unaccompanied minor asylum seekers in The Netherlands
Source: METIS

Top 10 Unaccompanied minor asylum applications in The Netherlands

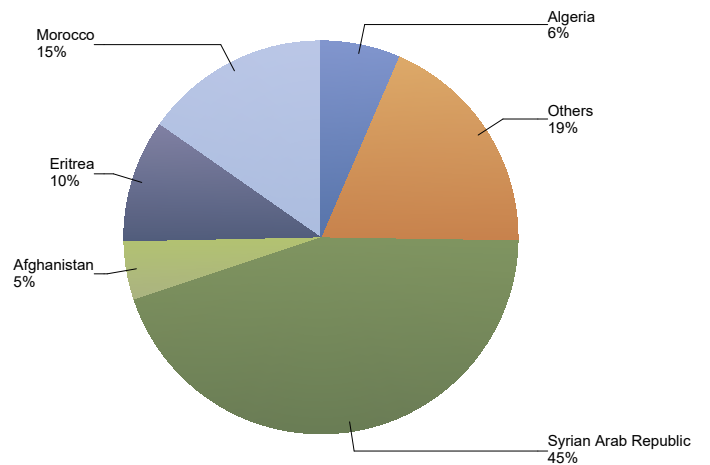
Total 2019	Total 2020	Country of citizenship	2020										2021					Last 12 months	Perc
			May	Jun	Jul	Aug	Sep	Oct	Nov	Dec	Total	Jan	Feb	Mar	Apr	May	Total		
308	446	Syrian Arab Republic	13	14	34	37	59	47	73	61	338	43	30	45	36	32	186	511	45%
163	143	Morocco	*	5	8	19	15	17	24	23	115	12	10	10	17	15	64	175	15%
111	81	Eritrea	*	*	*	10	12	8	5	25	68	11	14	*	15	7	48	115	10%
68	61	Algeria	*	*	*	7	*	7	10	17	51	7	*	*	6	*	23	74	6%
56	46	Afghanistan	*	*	6	5	7	5	*	5	34	*	*	*	6	7	22	55	5%
26	27	Somalia	*	*	*	*	*	*	8	5	21	*	*	5	*	11	21	42	4%
35	31	Unknown	*	*	*	*	*	*	*	6	23	*	*	*	*	*	11	34	3%
23	13	Gambia	*	*	*	*	*	5	*	*	12	*	*	*	*	*	5	17	1%
23	18	Yemen	*	*	*	*	*	*	*	*	11	*	*	*	*	*	*	15	1%
9	7	Sierra Leone	*	*	*	*	*	*	*	*	6	*	*	*	*	*	8	14	1%
224	113	Others	*	*	5	6	12	11	15	17	70	*	*	5	*	11	25	93	8%
1.046	986	Total	21	27	70	95	118	107	146	165	749	85	73	75	93	91	417	1.145	100%

* To conceal the lowest figures, all values between 0 and 4 are replaced by asterisk.

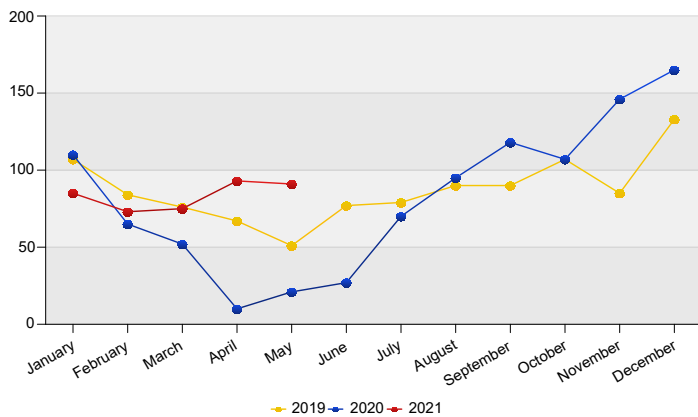
Top Unaccompanied minor asylum applications in The Netherlands May 2021

Country of citizenship		%
1 Syrian Arab Republic	32	35%
2 Morocco	15	16%
3 Somalia	11	12%
4 Afghanistan	7	8%
5 Eritrea	7	8%
6 Algeria	*	3%
Others	16	18%
Total May 2021	91	100%

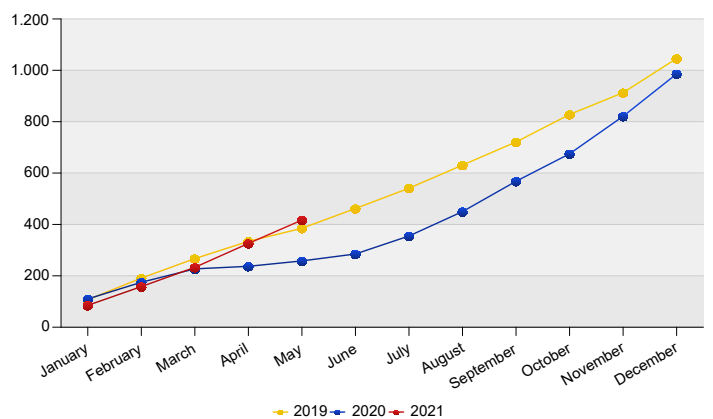
Top Nationalities unaccompanied minor asylum applications last twelve months
Period: Jun 2020 - May 2021
Number of unaccompanied minor asylum applications: 1.145



Unaccompanied minor asylum applications in The Netherlands



Cumulative development of Unaccompanied minor asylum applications in The Netherlands



Monthly First Asylum Applications in The Netherlands in 2021

Source: METIS

Country of citizenships	Jan	Feb	Mar	Apr	May	2019	2020	2021	Total 2018
Afghanistan	28	36	81	71	41	437	389	257	325
Albania	*	*	*	*	7	192	82	13	551
Algeria	103	66	92	63	69	1.211	993	393	1.267
Angola	*	*	*	*	*	56	12	*	30
Argentina	*	*	*	*	*	*	*	*	*
Armenia	*	*	*	5	*	72	25	13	62
Australia	*	*	*	*	*	*	*	*	*
Azerbaijan	*	*	8	9	*	375	115	24	239
Bahrain	*	*	*	*	*	*	5	*	5
Bangladesh	*	*	*	*	*	20	21	5	22
Belarus	*	9	12	5	5	165	84	34	252
Belgium	*	*	*	*	*	*	*	*	*
Benin	*	*	*	*	*	*	*	*	11
Bolivia	*	*	*	*	*	*	*	*	*
Bosnia and Herzegovina	*	*	*	*	*	72	11	*	49
Brazil	*	*	*	*	*	8	19	*	7
Bulgaria	*	*	*	*	*	*	5	*	*
Burkina Faso	*	*	*	*	*	8	8	5	6
Burundi	*	*	*	*	*	*	*	*	11
Cameroon	*	*	*	*	*	49	36	*	28
Canada	*	*	*	*	*	*	*	*	*
Cape Verde	*	*	*	*	*	*	*	*	*
Central African Republic	*	*	*	*	*	*	*	*	*
Chad	*	*	*	*	*	22	11	*	36
Chile	*	*	*	*	*	*	*	*	*
China (including Hong Kong)	*	*	5	*	*	155	56	15	164
Colombia	*	*	*	*	*	158	106	13	44
Comoros	*	*	*	*	*	*	*	*	*
Congo, the Democratic Republic of the	*	*	*	*	*	10	10	*	14
Congo, the Republic of the	*	*	*	*	*	43	17	5	27
Costa Rica	*	*	*	*	*	*	*	*	*
Cote d'Ivoire	*	*	*	*	*	49	29	*	51
Croatia	*	*	*	*	*	*	*	*	*
Cuba	*	*	*	*	*	18	8	*	162
Czech Republic	*	*	*	*	*	*	5	*	*
Djibouti	*	*	*	*	*	*	*	*	5
Dominican Republic	*	*	*	*	*	9	5	*	7
East Timor	*	*	*	*	*	8	*	*	*
Ecuador	*	*	*	*	*	*	*	*	*
Egypt	*	*	5	5	6	190	101	23	149
El Salvador	*	*	*	*	*	34	28	*	21
Eritrea	42	47	23	44	48	501	368	204	1.284
Estonia	*	*	*	*	*	*	*	*	*
Ethiopia	*	5	10	7	*	92	44	30	54
France	*	*	*	*	*	7	*	*	*
Gabon	*	*	*	*	*	*	*	*	*
Gambia	8	10	8	13	13	539	204	52	351
Georgia	*	*	*	8	11	326	163	26	350
Germany	*	*	*	8	*	9	6	9	5
Ghana	8	*	*	*	*	89	41	18	80
Greece	*	*	*	*	*	5	*	*	*
Guinea	6	*	8	*	10	195	108	31	242
Guinea-Bissau	*	*	*	*	*	28	10	*	17
Guyana	*	*	*	*	*	*	*	*	*
Haiti	*	*	*	*	*	7	*	*	*
Honduras	*	*	*	*	*	10	6	*	7
Hungary	*	*	*	*	*	*	5	*	*
India	*	*	*	*	*	49	14	6	49
Indonesia	*	*	*	*	*	8	9	*	8
Iran (Islamic Republic of)	14	11	13	12	18	1.534	370	68	1.869

Monthly First Asylum Applications in The Netherlands in 2021

Source: METIS

Country of citizenships	Jan	Feb	Mar	Apr	May	2019	2020	2021	Total 2018
Iraq	34	15	20	20	12	621	336	101	737
Israel	*	*	*	*	*	*	*	*	6
Italy	*	*	*	*	*	7	5	*	*
Jamaica	*	*	*	*	*	19	6	5	16
Japan	*	*	*	*	*	*	*	*	*
Jordan	*	*	*	*	*	116	55	*	74
Kazakhstan	*	*	*	*	*	36	28	*	17
Kenya	*	*	*	*	*	5	12	*	17
Korea, Republic of	*	*	*	*	*	*	*	*	*
Kosovo / UNSCR 1244	*	*	*	*	*	56	42	*	36
Kuwait	*	*	*	*	*	6	8	*	*
Kyrgyzstan	*	*	*	*	*	16	*	*	10
Latvia	*	*	*	*	*	*	*	*	*
Lebanon	*	7	8	*	*	119	88	19	71
Liberia	*	*	*	*	*	29	11	*	22
Libyan Arab Jamahiriya	9	9	14	5	5	304	188	42	462
Lithuania	*	*	*	*	*	*	*	*	*
Malawi	*	*	*	*	*	*	*	*	*
Malaysia	*	*	6	*	*	*	*	6	*
Mali	*	*	*	*	*	42	21	14	37
Mauritania	*	*	*	*	*	12	11	*	10
Mauritius	*	*	*	*	*	*	*	*	*
Mexico	*	*	*	7	*	5	7	10	*
Moldova, Republic of	*	*	*	*	*	1.207	32	6	831
Mongolia	*	*	*	*	*	14	13	*	23
Montenegro	*	*	*	*	*	21	*	*	*
Morocco	62	60	61	62	53	1.062	774	298	1.066
Mozambique	*	*	*	*	*	*	*	*	*
Myanmar	*	*	*	*	*	28	16	*	32
Namibia	*	*	*	*	*	*	*	*	*
Nepal	*	*	*	*	*	8	*	*	*
Netherlands	*	*	*	*	*	*	*	*	8
Nicaragua	*	*	*	*	*	37	5	*	30
Niger	*	*	*	*	*	56	27	6	24
Nigeria	39	32	35	42	26	2.102	633	174	558
Oman	*	*	*	*	*	*	*	*	*
Pakistan	25	22	52	29	13	397	267	141	309
Palestinian Territory, Occupied	*	*	*	*	*	40	17	*	79
Peru	*	*	*	*	*	11	7	*	*
Philippines	*	*	*	*	*	*	8	*	*
Poland	*	*	*	*	*	*	10	*	*
Portugal	*	*	*	*	*	*	*	*	*
Republic of North Macedonia	*	*	*	*	*	264	54	8	*
Romania	*	*	*	*	*	*	*	*	*
Russian Federation	7	6	8	16	23	398	180	60	294
Rwanda	*	*	*	*	*	5	5	*	20
Saint Kitts and Nevis	*	*	*	*	*	*	*	*	*
Saint Lucia	*	*	*	*	*	*	*	*	*
Saudi Arabia	*	*	*	*	*	19	9	*	10
Senegal	6	*	*	*	*	107	45	20	62
Serbia	*	*	*	6	5	326	82	14	125
Sierra Leone	7	11	5	*	*	111	58	30	88
Somalia	13	8	26	16	22	222	202	85	133
South Africa	*	*	*	*	*	9	5	*	5
South Sudan	*	*	*	*	*	5	8	7	*
Spain	*	*	*	*	*	*	*	*	*
Sri Lanka	*	*	*	*	*	56	22	5	30
Stateless	*	*	*	5	*	38	33	12	49
Sudan	14	*	8	*	6	199	157	35	249
Suriname	*	*	*	*	*	*	17	*	6

Monthly First Asylum Applications in The Netherlands in 2021

Source: METIS

Country of citizenships	Jan	Feb	Mar	Apr	May	2019	2020	2021	Total 2018
Sweden	*	*	*	*	*	*	*	*	*
Syrian Arab Republic	266	256	321	253	308	3.675	4.022	1.404	2.956
Taiwan	*	*	*	*	*	*	*	*	*
Tajikistan	*	*	*	*	*	109	19	5	178
Tanzania, United Republic of	*	*	*	*	*	14	17	*	6
Thailand	*	*	*	*	*	*	*	*	*
Togo	*	*	*	*	*	11	*	*	7
Trinidad and Tobago	*	*	*	*	*	13	*	*	23
Tunisia	22	25	17	12	16	296	242	92	387
Turkey	26	23	43	44	81	1.251	989	217	1.301
Turkmenistan	*	*	*	5	*	5	*	5	10
Uganda	*	*	7	6	6	220	85	27	145
Ukraine	*	*	*	*	6	132	42	14	303
United Arab Emirates	*	*	*	*	*	*	*	*	*
United Kingdom	*	*	*	*	*	*	*	*	*
United States of America	*	*	*	*	*	17	11	*	25
Unknown	28	24	43	38	37	870	581	170	678
Uruguay	*	*	*	*	*	*	*	*	*
Uzbekistan	*	*	*	*	*	7	11	11	12
Venezuela	*	*	*	*	5	182	83	11	150
Viet Nam	*	*	*	*	*	50	18	*	41
Yemen	24	15	35	37	28	645	410	139	528
Zambia	*	*	*	*	*	*	*	*	*
Zimbabwe	*	*	*	*	*	20	12	*	5
Other	*	*	*	*	*	52	*	*	111
Totaal	868	776	1.022	911	954	22.533	13.673	4.531	20.353

* To conceal the lowest figures, all values between 0 and 4 are replaced by asterisk.
Selection criterion for this table: all nationalities with at least 1 application in the current year.