



Immigratie- en Naturalisatiedienst  
*Ministerie van Justitie en Veiligheid*

## **Asylum Trends**

Monthly Report on Asylum Applications in The Netherlands

December 2022

## Colophon

<b>Title</b>	Asylum Trends
<b>Subtitle</b>	Monthly Report on Asylum Applications in The Netherlands Recent trends
<b>Author</b>	Ministry of Justice and Security Immigration and Naturalisation Service (IND) IND Business Information Centre (BIC) Rijnstraat 8   2515 XP Den Haag Postbus 16275   2500 BG Den Haag

Migratie in beweging



EUROPESE UNIE  
Het Fonds voor asiel,  
migratie en integratie

# Contents

<i>Colophon</i>	2
-----------------	---

## **Asylum applications in The Netherlands**

Total asylum applications in The Netherlands	4
First asylum applications in The Netherlands	5
Repeated asylum applications in The Netherlands	6
Family reunification in The Netherlands	7
Unaccompanied minor asylum seekers in The Netherlands	8
Monthly first asylum applications in The Netherlands	9

## **Appendix**

Appendix: Relocation and Resettlement

**Total asylum influx in The Netherlands (first applications, repeated applications, family reunification influx)**  
 Source: METIS

Top 10 Last thirteen months **total** asylum applications in The Netherlands

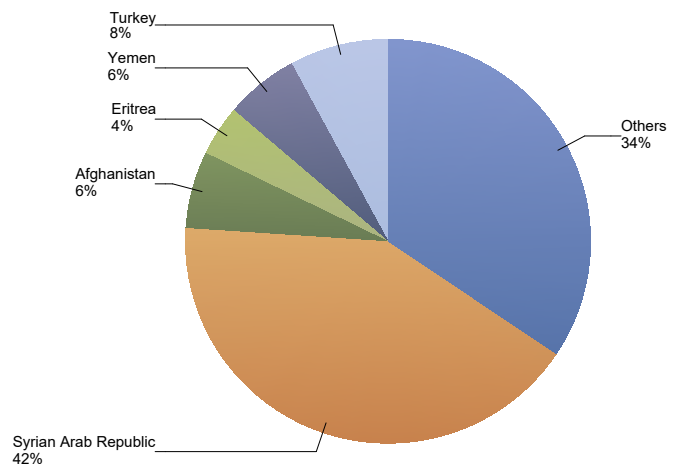
Total 2020	Total 2021	Country of citizenship	2022												Last 12 months	Perc	
			Jan	Feb	Mar	Apr	May	Jun	Jul	Aug	Sep	Oct	Nov	Dec			Total
5.566	14.904	Syrian Arab Republic	1.018	979	1.396	1.191	1.406	1.915	2.114	2.289	2.702	2.099	1.865	1.015	19.989	19.989	42%
1.265	3.215	Turkey	159	139	210	250	269	431	545	416	466	388	276	253	3.802	3.802	8%
607	3.425	Afghanistan	142	109	542	310	144	208	319	555	254	141	128	93	2.945	2.945	6%
861	1.855	Yemen	128	149	350	201	211	263	261	226	301	300	281	142	2.813	2.813	6%
1.504	1.576	Eritrea	112	122	112	138	126	152	191	211	237	214	184	136	1.935	1.935	4%
271	1.059	Somalia	96	114	177	81	155	90	110	122	138	145	191	205	1.624	1.624	3%
647	952	Unknown	99	77	135	67	95	74	92	115	163	125	122	113	1.277	1.277	3%
1.062	1.176	Algeria	88	117	118	51	93	85	53	74	84	133	203	165	1.264	1.264	3%
600	607	Iran (Islamic Republic of)	56	54	70	64	82	76	77	104	133	137	161	121	1.135	1.135	2%
52	84	Ukraine	7	20	41	8	206	113	103	119	119	149	143	50	1.078	1.078	2%
6.697	7.767	Others	823	634	1.020	858	780	692	625	788	892	1.037	1.030	950	10.129	10.129	21%
19.132	36.620	<b>Total</b>	<b>2.728</b>	<b>2.514</b>	<b>4.171</b>	<b>3.219</b>	<b>3.567</b>	<b>4.099</b>	<b>4.490</b>	<b>5.019</b>	<b>5.489</b>	<b>4.868</b>	<b>4.584</b>	<b>3.243</b>	<b>47.991</b>	<b>47.991</b>	<b>100%</b>

\* To conceal the lowest figures, all values between 0 and 4 are replaced by asterisk.

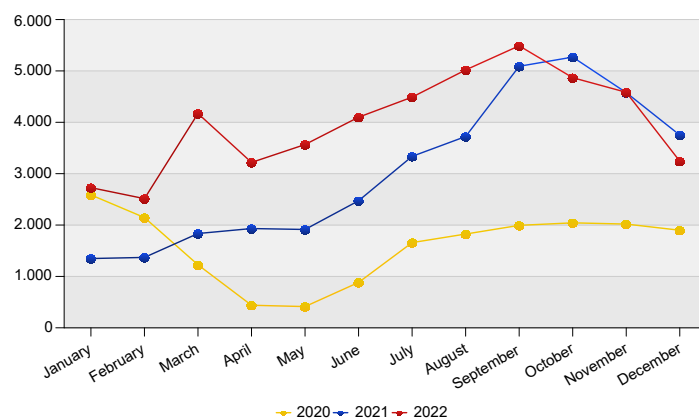
Top Total asylum applications in The Netherlands December 2022

	Country of citizenship		%
1	Syrian Arab Republic	1.015	31%
2	Turkey	253	8%
3	Somalia	205	6%
4	Algeria	165	5%
5	Yemen	142	4%
6	Iraq	141	4%
7	Eritrea	136	4%
8	Iran (Islamic Republic of)	121	4%
9	Unknown	113	3%
10	Afghanistan	93	3%
	Others	859	26%
<b>Total December 2022</b>		<b>3.243</b>	<b>100%</b>

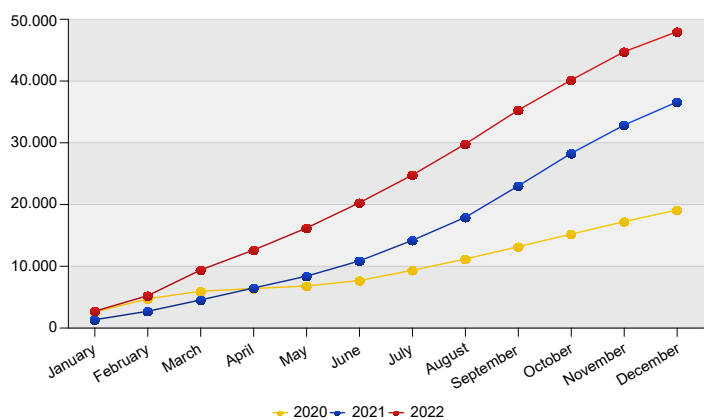
Top Nationalities total applications last twelve months  
 Period: Jan 2022 - Dec 2022  
 Number of total asylum applications: 47.991



Total asylum applications in The Netherlands



Cumulative development of total asylum applications in The Netherlands



**First asylum applications in The Netherlands**  
Source: METIS

Top 10 Last thirteen months **first** asylum applications in The Netherlands

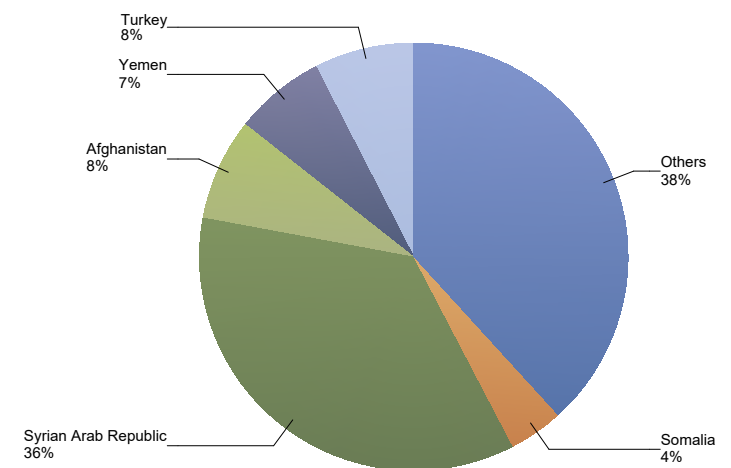
Total 2020	Total 2021 **	Country of citizenship	2022												Last 12 months	Perc	
			Jan	Feb	Mar	Apr	May	Jun	Jul	Aug	Sep	Oct	Nov	Dec			Total
4.022	8.323	Syrian Arab Republic	550	461	612	572	758	914	1.040	1.510	2.047	1.738	1.652	794	12.648	12.648	36%
389	3.006	Afghanistan	125	93	506	303	120	205	306	531	243	121	110	69	2.732	2.732	8%
989	2.459	Turkey	122	86	154	206	195	293	252	297	386	302	218	173	2.684	2.684	8%
410	1.189	Yemen	90	118	316	183	171	195	185	209	285	284	265	127	2.428	2.428	7%
202	903	Somalia	87	97	157	79	150	69	94	119	115	134	181	175	1.457	1.457	4%
368	768	Eritrea	84	87	78	87	82	86	130	166	167	151	152	95	1.365	1.365	4%
993	1.105	Algeria	86	110	114	46	89	77	50	71	82	130	197	154	1.206	1.206	3%
581	829	Unknown	88	53	95	55	86	64	79	106	151	122	113	101	1.113	1.113	3%
42	71	Ukraine	6	16	34	7	206	112	102	119	118	148	143	49	1.060	1.060	3%
267	443	Pakistan	202	84	87	50	49	30	32	70	105	67	48	53	877	877	2%
5.410	5.590	Others	519	393	740	632	622	532	475	641	734	879	993	805	7.965	7.965	22%
13.673	24.686	Total	1.959	1.598	2.893	2.220	2.528	2.577	2.745	3.839	4.433	4.076	4.072	2.595	35.535	35.535	100%

\* To conceal the lowest figures, all values between 0 and 4 are replaced by asterisk.

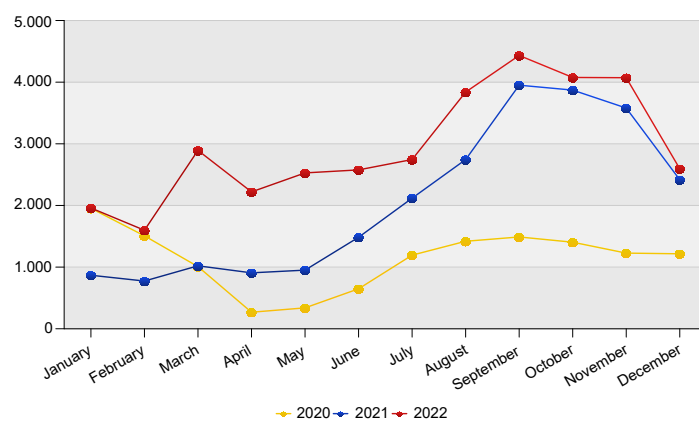
Top First asylum applications in The Netherlands  
December 2022

	Country of citizenship		%
1	Syrian Arab Republic	794	31%
2	Somalia	175	7%
3	Turkey	173	7%
4	Algeria	154	6%
5	Yemen	127	5%
6	Iraq	115	4%
7	Unknown	101	4%
8	Eritrea	95	4%
9	Iran (Islamic Republic of)	89	3%
10	Afghanistan	69	3%
	Others	703	27%
<b>Total December 2022</b>		<b>2.595</b>	<b>100%</b>

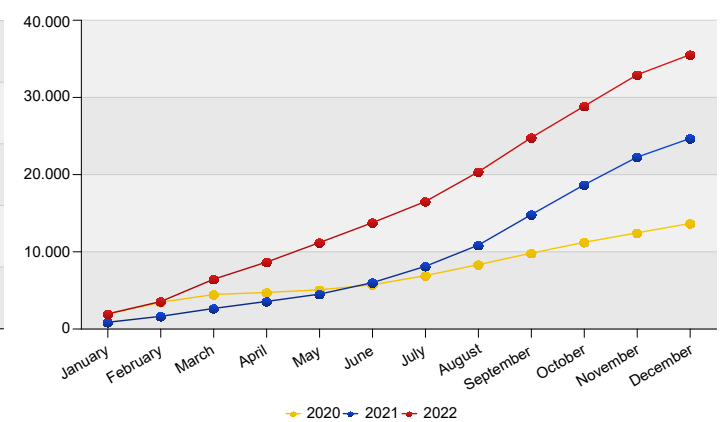
Top Nationalities first applications last twelve months  
Period: Jan 2022 - Dec 2022  
Number of first asylum applications: 35.535



First asylum applications in The Netherlands



Cumulative development of first asylum applications in The Netherlands



**Repeated asylum applications in The Netherlands**  
Source: METIS

Top 10 Last thirteen months repeated asylum applications in The Netherlands

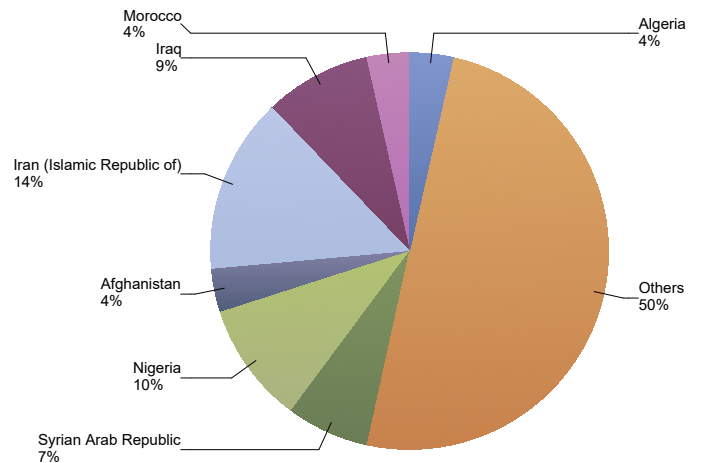
Total 2020	Total 2021	Country of citizenship	2022												Last 12 months	Perc	
			Jan	Feb	Mar	Apr	May	Jun	Jul	Aug	Sep	Oct	Nov	Dec			Total
182	221	Iran (Islamic Republic of)	15	25	8	17	24	17	20	14	7	20	28	23	218	218	14%
96	92	Nigeria	7	18	23	17	*	17	*	10	7	17	10	20	151	151	10%
175	122	Iraq	5	17	10	22	10	17	14	7	9	9	5	7	132	132	9%
83	142	Syrian Arab Republic	8	8	7	7	6	*	15	11	6	14	12	5	103	103	7%
68	62	Afghanistan	*	13	13	*	9	*	*	*	*	*	5	*	54	54	4%
182	301	Algeria	*	7	*	5	*	7	*	*	*	*	*	11	54	54	4%
73	73	Morocco	*	*	*	*	*	*	*	*	*	9	15	11	54	54	4%
30	21	Pakistan	*	*	*	*	5	10	9	*	5	*	*	*	49	49	3%
66	77	Eritrea	*	*	*	*	*	*	9	*	5	*	8	5	43	43	3%
35	66	Somalia	*	*	*	*	*	*	*	*	11	*	*	11	42	42	3%
21	33	Uganda	*	*	*	*	7	*	*	*	*	7	*	*	39	39	3%
26	28	Egypt	6	*	5	*	*	*	*	10	*	*	*	*	35	35	2%
559	576	Others	57	42	58	60	45	47	48	44	31	40	35	48	555	555	36%
1.596	1.814	Total	114	140	141	147	124	123	127	114	90	130	130	149	1.529	1.529	100%

\* To conceal the lowest figures, all values between 0 and 4 are replaced by asterisk.

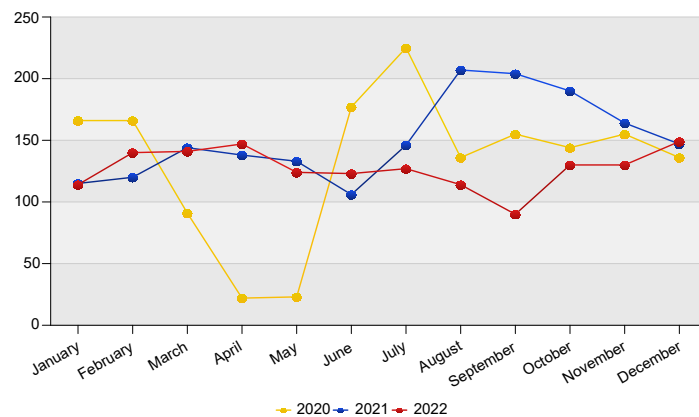
Top Repeated asylum applications in The Netherlands December 2022

	Country of citizenship		%
1	Iran (Islamic Republic of)	23	15%
2	Nigeria	20	13%
3	Algeria	11	7%
4	Morocco	11	7%
5	Somalia	11	7%
6	Iraq	7	5%
7	Stateless	7	5%
8	Eritrea	5	3%
9	Gambia	5	3%
10	Syrian Arab Republic	5	3%
11	Tunisia	5	3%
	Others	39	26%
<b>Total December 2022</b>		149	100%

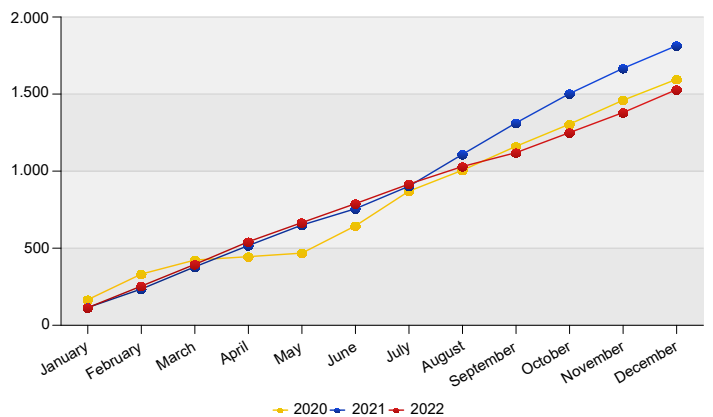
Top Nationalities repeated asylum applications last twelve months  
Period: Jan 2022 - Dec 2022  
Number of repeated asylum applications: 1.529



Repeated asylum applications in The Netherlands



Cumulative development of repeated asylum applications in The Netherlands



**Influx of family reunification in The Netherlands (Council Directive 2003/86/EC Chapter V)**  
Source: METIS

Top 10 Last thirteen months Influx of family reunification in The Netherlands

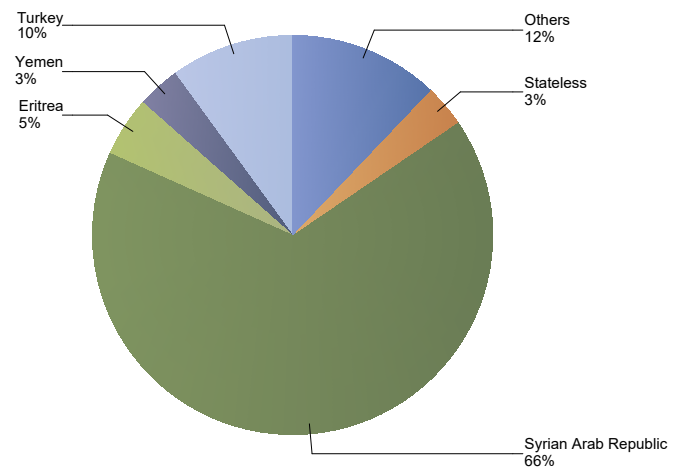
Total 2020	Total 2021	Country of citizenship	2022												Last 12 months	Perc	
			Jan	Feb	Mar	Apr	May	Jun	Jul	Aug	Sep	Oct	Nov	Dec			Total
1.461	6.439	Syrian Arab Republic	460	510	777	612	642	997	1.059	768	649	347	201	216	7.238	7.238	66%
255	735	Turkey	37	50	54	44	73	137	291	114	78	85	52	79	1.094	1.094	10%
1.070	731	Eritrea	27	35	33	47	42	66	52	41	65	59	24	36	527	527	5%
423	651	Yemen	38	29	33	14	40	68	76	17	16	16	15	15	377	377	3%
132	342	Stateless	21	47	67	45	27	24	21	19	24	40	10	25	370	370	3%
48	123	Iran (Islamic Republic of)	6	13	30	20	24	22	20	23	21	20	7	9	215	215	2%
36	118	Afghanistan	13	*	23	5	15	*	11	22	11	19	13	21	159	159	1%
40	100	Unknown	9	19	37	10	8	8	13	5	11	*	8	9	140	140	1%
97	168	Pakistan	11	7	8	12	*	20	5	5	22	22	7	15	137	137	1%
108	265	Iraq	11	12	24	11	*	13	8	10	11	10	*	19	130	130	1%
193	448	Others	22	51	51	32	40	41	62	42	58	41	45	55	540	540	5%
3.863	10.120	<b>Total</b>	<b>655</b>	<b>776</b>	<b>1.137</b>	<b>852</b>	<b>915</b>	<b>1.399</b>	<b>1.618</b>	<b>1.066</b>	<b>966</b>	<b>662</b>	<b>382</b>	<b>499</b>	<b>10.927</b>	<b>10.927</b>	<b>100%</b>

\* To conceal the lowest figures, all values between 0 and 4 are replaced by asterisk.

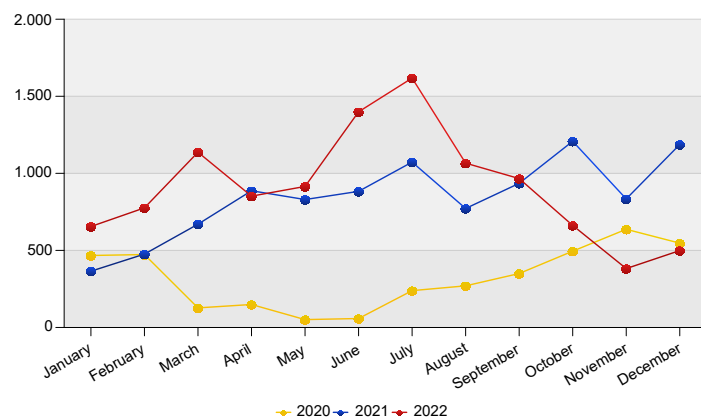
Top Influx of family reunification in The Netherlands  
December 2022

Country of citizenship			%
1	Syrian Arab Republic	216	43%
2	Turkey	79	16%
3	Eritrea	36	7%
4	Stateless	25	5%
5	Afghanistan	21	4%
	Others	122	24%
<b>Total December 2022</b>		<b>499</b>	<b>100%</b>

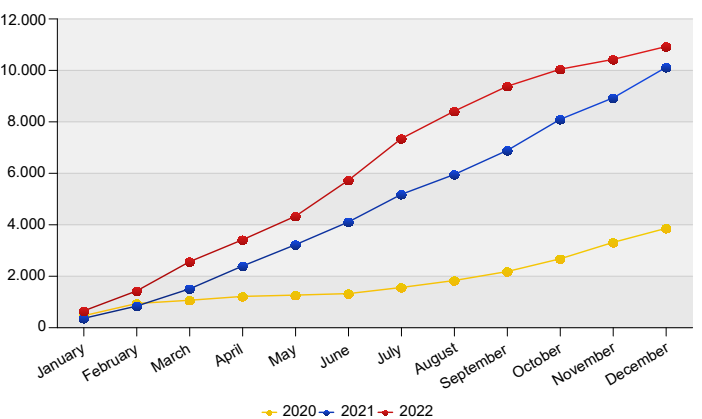
Top Nationalities Influx of family reunification last twelve months  
Period: Jan 2022 - Dec 2022  
Number of influx family reunification: 10.927



Influx of family reunification in The Netherlands



Cumulative development of Influx of family reunification in The Netherlands



**Influx of indicated unaccompanied minor asylum seekers in The Netherlands**  
Source: METIS

Top 10 Unaccompanied minor asylum applications in The Netherlands

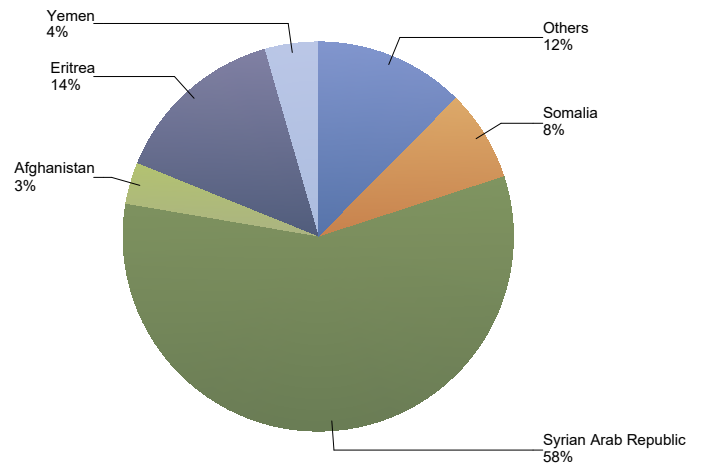
Total 2020	Total 2021	Country of citizenship	2022												Last 12 months	Perc	
			Jan	Feb	Mar	Apr	May	Jun	Jul	Aug	Sep	Oct	Nov	Dec			Total
446	1.078	Syrian Arab Republic	91	83	72	65	147	138	253	385	408	360	299	126	2.427	2.427	58%
81	235	Eritrea	33	32	20	31	26	33	82	94	84	68	76	27	606	606	14%
27	185	Somalia	19	17	33	12	25	9	21	27	32	45	31	48	319	319	8%
18	70	Yemen	10	*	20	9	13	18	16	16	22	25	27	8	188	188	4%
46	87	Afghanistan	9	6	10	*	8	15	11	14	12	16	29	11	145	145	3%
21	163	Iraq	6	*	9	11	*	*	5	16	13	18	6	*	93	93	2%
61	72	Algeria	*	*	*	*	9	8	*	9	*	5	13	15	72	72	2%
31	68	Unknown	*	*	9	*	6	*	6	14	14	8	9	*	72	72	2%
143	136	Morocco	6	5	7	*	9	7	*	*	7	*	8	9	69	69	2%
*	*	Turkey	*	*	*	*	*	9	*	*	17	17	*	*	52	52	1%
*	13	Ethiopia	5	*	*	*	9	*	8	*	*	8	5	*	50	50	1%
109	80	Others	*	6	13	5	8	13	10	14	19	10	13	*	114	114	3%
986	2.191	Total	184	157	198	143	263	253	421	600	634	582	516	256	4.207	4.207	100%

\* To conceal the lowest figures, all values between 0 and 4 are replaced by asterisk.

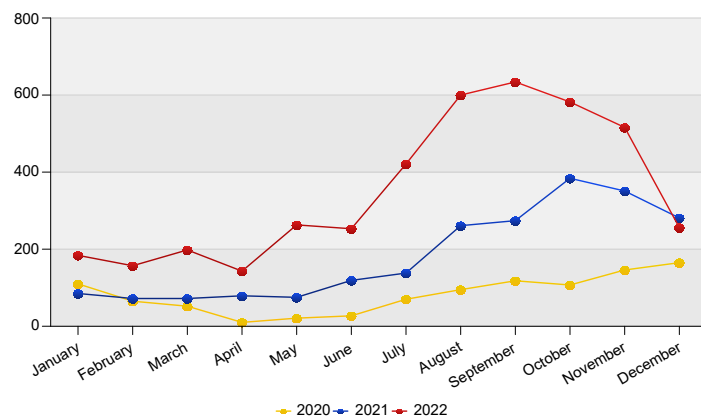
Top Unaccompanied minor asylum applications in The Netherlands December 2022

	Country of citizenship		%
1	Syrian Arab Republic	126	49%
2	Somalia	48	19%
3	Eritrea	27	11%
4	Algeria	15	6%
5	Afghanistan	11	4%
	Others	29	11%
<b>Total December 2022</b>		<b>256</b>	<b>100%</b>

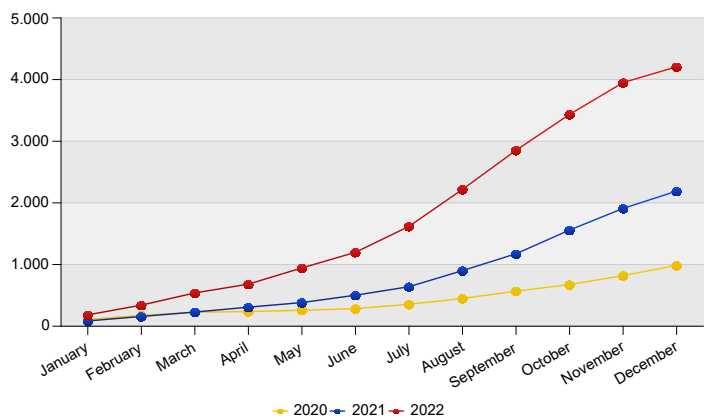
Top Nationalities unaccompanied minor asylum applications last twelve months  
Period: Jan 2022 - Dec 2022  
Number of unaccompanied minor asylum applications: 4.207



Unaccompanied minor asylum applications in The Netherlands



Cumulative development of Unaccompanied minor asylum applications in The Netherlands





Monthly First Asylum Applications in The Netherlands in 2022

Source: METIS

Country of citizenships	Jan	Feb	Mar	Apr	May	Jun	Jul	Aug	Sep	Oct	Nov	Dec	2020	2021	2022
Afghanistan	125	93	506	303	120	205	306	531	243	121	110	69	389	3.006	2.732
Albania	*	*	*	*	*	*	*	*	*	*	*	*	*	*	*
Algeria	86	110	114	46	89	77	50	71	82	130	197	154	993	1.105	1.206
Angola	*	*	*	*	*	*	*	*	*	*	*	*	*	*	*
Argentina	*	*	*	*	*	*	*	*	*	*	*	*	*	*	*
Armenia	*	*	*	*	6	*	6	7	8	*	12	*	25	33	50
Australia	*	*	*	*	*	*	*	*	*	*	*	*	*	*	*
Azerbaijan	15	6	8	22	5	15	*	14	9	5	16	8	115	78	127
Bahrain	*	*	*	*	*	*	*	*	*	*	*	*	*	*	*
Bangladesh	*	*	*	*	*	*	*	*	*	*	*	*	*	*	*
Barbados	*	*	*	*	*	*	*	*	*	*	*	*	*	*	*
Belarus	9	12	*	19	9	5	*	9	8	7	5	5	84	86	94
Benin	*	*	*	*	*	*	*	*	*	*	*	*	*	*	9
Bolivia	5	*	*	*	*	*	*	*	*	*	*	*	*	*	7
Bosnia and Herzegovina	*	*	*	*	*	*	*	*	*	*	8	*	11	5	15
Botswana	*	*	*	*	*	*	*	*	*	*	*	*	*	*	*
Brazil	*	*	*	*	*	*	*	*	*	*	*	*	19	17	12
Bulgaria	*	*	*	*	*	*	*	*	*	*	*	*	5	*	*
Burkina Faso	*	*	*	*	*	*	*	*	*	*	*	*	8	8	*
Burundi	*	*	*	*	*	*	*	*	*	*	*	*	*	*	16
Cambodia	*	*	*	*	*	*	*	*	*	*	*	*	*	*	*
Cameroon	5	*	*	*	*	*	*	*	*	*	*	*	36	17	24
Canada	*	*	*	*	*	*	*	*	*	*	*	*	*	*	*
Cape Verde	*	*	*	*	*	*	*	*	*	*	*	*	*	*	*
Central African Republic	*	*	*	*	*	*	*	*	*	*	*	*	*	*	*
Chad	*	*	*	*	*	*	*	*	*	*	*	*	11	17	10
Chile	*	*	*	*	*	*	*	*	*	*	*	*	*	*	7
China (including Hong Kong)	11	*	6	10	13	13	15	16	18	16	13	19	56	153	151
Colombia	24	31	49	64	48	22	35	33	42	55	76	40	106	187	519
Comoros	*	*	*	*	*	*	*	*	*	*	*	*	*	*	*
Congo, the Democratic Republic of the	*	*	5	*	*	5	*	*	*	5	*	*	10	11	27
Congo, the Republic of the	*	*	*	*	*	*	*	*	*	*	*	*	17	25	22
Costa Rica	*	*	*	*	*	*	*	*	*	*	*	*	*	*	*
Cote d'Ivoire	*	*	*	*	*	*	*	*	*	*	*	*	29	11	10
Croatia	*	*	*	*	*	*	*	*	*	*	*	*	*	*	*
Cuba	*	*	*	*	*	*	*	*	*	*	*	*	8	17	13
Czech Republic	*	*	*	*	*	*	*	*	*	*	*	*	5	*	*
Djibouti	*	*	*	*	*	*	*	*	*	*	*	*	*	*	*
Dominica	*	*	*	*	*	*	*	*	*	*	*	*	*	*	*
Dominican Republic	*	*	*	*	*	*	*	*	*	*	*	*	5	*	7
Ecuador	*	*	*	*	*	*	*	*	*	*	*	*	*	*	*
Egypt	15	12	28	10	15	20	22	33	26	20	35	26	101	146	262
El Salvador	8	*	11	*	5	10	8	10	10	8	*	*	28	33	75
Equatorial Guinea	*	*	*	*	*	*	*	*	*	*	*	*	*	*	*
Eritrea	84	87	78	87	82	86	130	168	167	151	152	95	368	768	1.365
Estonia	*	*	*	*	*	*	*	*	*	*	*	*	*	*	*
Ethiopia	22	13	30	13	39	20	26	31	21	33	31	26	44	167	305
France	*	*	*	*	*	*	*	*	*	*	*	*	*	*	5
Gabon	*	*	*	*	*	*	*	*	*	*	*	*	*	*	*
Gambia	*	8	15	6	13	5	6	9	9	10	10	8	204	140	102
Georgia	*	5	13	12	23	11	7	20	11	26	19	7	163	89	156
Germany	*	*	*	*	*	*	*	*	*	*	*	*	6	9	*
Ghana	*	*	*	5	*	*	*	*	*	*	5	*	41	40	35
Greece	*	*	*	*	*	*	*	*	*	*	*	*	*	*	*
Guatemala	*	*	*	*	*	*	*	*	*	*	*	*	*	*	*
Guinea	10	*	13	6	8	10	6	6	*	12	7	10	108	79	95
Guinea-Bissau	*	*	*	*	*	*	*	*	*	*	*	*	10	*	*
Guyana	*	*	*	*	*	*	*	*	*	*	*	*	*	*	5
Haiti	*	*	*	*	*	*	*	*	*	*	*	*	*	15	10
Honduras	*	*	*	*	*	*	*	*	*	*	*	*	6	8	*
Hungary	*	*	*	*	*	*	*	*	*	*	*	*	5	*	*
India	31	24	*	*	13	16	6	*	*	8	6	7	14	120	123
Indonesia	*	*	*	*	*	*	*	*	*	*	*	*	9	6	*
Iran (Islamic Republic of)	35	16	32	27	34	37	37	67	105	97	126	89	370	263	702
Iraq	47	28	58	59	24	29	43	55	67	85	61	115	336	746	671
Ireland	*	*	*	*	*	*	*	*	*	*	*	*	*	*	*
Israel	*	*	*	*	*	*	*	*	*	*	*	*	*	*	*
Italy	*	*	*	*	*	*	*	*	*	*	*	*	5	*	*
Jamaica	*	*	*	*	*	*	*	*	*	*	5	*	6	18	17
Japan	*	*	*	*	*	*	*	*	*	*	*	*	*	*	*
Jordan	6	*	9	12	*	*	5	9	9	*	20	6	55	19	85
Kazakhstan	13	*	*	8	*	*	*	5	*	*	6	*	28	13	41
Kenya	*	*	*	*	*	*	*	*	6	*	*	*	12	*	18
Korea, Democratic People's Republic of	*	*	*	*	*	*	*	*	5	*	*	*	*	*	5
Korea, Republic of	*	*	*	*	*	*	*	*	*	*	*	*	*	7	*
Kosovo	*	*	*	*	*	*	*	*	*	*	*	*	*	*	9
Kuwait	*	*	*	*	*	*	*	*	*	*	*	*	8	*	9
Kyrgyzstan	*	*	5	*	*	*	5	*	*	*	*	*	*	*	18
Latvia	*	*	*	*	*	*	*	*	*	*	*	*	*	*	*
Lebanon	*	*	*	*	7	13	5	*	6	7	*	8	88	69	65
Liberia	*	*	*	*	*	*	*	*	*	*	*	*	11	10	9
Libyan Arab Jamahiriya	*	*	19	10	7	6	*	17	20	33	35	35	188	124	193
Lithuania	*	*	*	*	*	*	*	*	*	*	*	*	*	*	*
Luxembourg	*	*	*	*	*	*	*	*	*	*	*	*	*	*	*
Madagascar	*	*	*	*	*	*	*	*	*	*	*	*	*	*	*
Malawi	*	*	*	*	*	*	*	*	*	*	*	*	*	*	*
Malaysia	*	*	*	*	*	*	*	*	*	*	*	*	*	10	*
Maldives	*	*	*	*	*	*	*	*	*	*	*	*	*	*	*
Mali	5	*	*	*	*	*	*	*	*	*	*	*	21	23	20
Malta	*	*	*	*	*	*	*	*	*	*	*	*	*	*	*
Mauritania	*	*	*	*	*	*	*	*	*	*	*	*	11	5	*
Mauritius	*	*	*	*	*	*	*	*	*	*	*	*	*	*	*
Mexico	6	*	*	*	*	5	*	*	*	*	*	*	7	16	14

Monthly First Asylum Applications in The Netherlands in 2022

Source: METIS

Country of citizenships	Jan	Feb	Mar	Apr	May	Jun	Jul	Aug	Sep	Oct	Nov	Dec	2020	2021	2022
Moldova, Republic of	*	*	16	13	32	14	12	15	27	6	35	34	32	40	205
Mongolia	*	*	*	*	*	*	*	*	*	*	*	*	13	8	5
Montenegro	*	*	*	*	*	*	*	*	*	*	*	*	*	*	*
Morocco	53	53	82	56	77	46	32	43	68	67	78	66	774	907	721
Mozambique	*	*	*	*	*	*	*	*	*	*	*	*	*	*	*
Myanmar	*	*	9	12	6	*	*	*	*	*	11	*	16	16	58
Namibia	*	*	*	*	*	*	*	*	*	*	*	*	*	*	*
Nepal	*	*	*	*	*	*	*	*	*	8	*	*	*	*	9
Netherlands	*	*	*	*	*	*	*	*	*	*	*	*	*	*	*
Nicaragua	*	*	15	*	*	*	5	*	*	13	8	12	5	*	67
Niger	*	*	*	*	*	*	*	*	*	*	*	*	27	16	18
Nigeria	48	31	56	48	58	29	23	57	43	42	44	42	633	418	521
Norway	*	*	*	*	*	*	*	*	*	*	*	*	*	*	*
Oman	*	*	*	*	*	*	*	*	*	*	*	*	*	*	*
Pakistan	202	84	87	50	49	30	32	70	105	67	48	53	267	443	877
Palestinian Territory, Occupied	*	*	*	*	*	5	*	5	5	*	*	*	17	17	32
Panama	*	*	*	*	*	*	*	*	*	*	*	*	*	*	*
Peru	*	*	*	*	*	*	5	*	*	*	*	*	7	6	19
Philippines	*	*	*	*	*	*	*	*	*	*	*	*	8	*	*
Poland	*	*	*	*	*	*	*	*	*	*	*	*	10	*	8
Portugal	*	*	*	*	*	*	*	*	*	*	*	*	*	*	*
Qatar	*	*	*	*	*	*	*	*	*	*	*	*	*	*	*
Republic of North Macedonia	*	5	*	*	*	*	*	*	*	*	*	*	54	15	14
Romania	*	*	*	*	*	*	*	*	*	*	*	*	*	*	*
Russian Federation	16	19	83	68	56	44	21	21	38	90	86	48	180	205	590
Rwanda	*	*	*	*	*	*	*	*	*	*	*	*	5	9	6
Saint Kitts and Nevis	*	*	*	*	*	*	*	*	*	*	*	*	*	*	*
Saudi Arabia	*	*	5	*	*	7	5	*	*	5	*	*	9	31	38
Senegal	*	*	*	*	*	*	*	*	*	*	*	*	45	42	20
Serbia	*	*	*	*	*	*	10	*	*	*	*	7	82	32	26
Sierra Leone	6	*	8	6	5	*	*	*	11	13	15	8	58	66	84
Somalia	87	97	157	79	150	69	94	119	115	134	181	175	202	903	1.457
South Africa	*	*	*	*	*	*	*	*	*	*	*	*	5	7	17
South Sudan	*	*	*	*	*	*	*	*	*	*	*	*	8	16	7
Spain	*	*	*	*	*	*	*	*	*	*	*	*	*	*	*
Sri Lanka	*	*	*	*	*	*	*	*	*	*	*	*	22	20	31
Stateless	*	*	*	*	*	*	*	13	*	7	*	*	33	43	39
Sudan	11	12	17	20	12	10	9	18	16	15	29	26	157	135	195
Suriname	*	*	*	*	*	*	*	*	*	*	*	*	17	*	9
Syrian Arab Republic	550	461	612	572	758	914	1.040	1.510	2.047	1.738	1.652	794	4.022	8.323	12.648
Taiwan	*	*	*	*	*	*	*	*	*	*	*	*	*	*	*
Tajikistan	*	*	23	*	*	5	*	8	*	*	*	*	19	17	48
Tanzania, United Republic of	*	*	*	*	*	*	*	*	*	*	*	*	17	5	11
Thailand	*	*	*	*	*	*	*	*	*	*	*	*	*	*	*
Togo	*	*	*	*	*	*	*	*	*	*	*	*	*	*	*
Trinidad and Tobago	*	*	*	*	*	*	*	*	*	*	*	*	*	9	19
Tunisia	29	16	23	9	13	19	19	19	21	45	32	40	242	264	285
Turkey	122	86	154	206	195	293	252	297	386	302	218	173	989	2.459	2.684
Turkmenistan	*	*	9	6	*	*	*	*	*	*	*	*	*	19	26
Uganda	*	*	9	15	10	6	13	26	25	25	43	16	85	57	192
Ukraine	6	16	34	7	206	112	102	119	118	148	143	49	42	71	1.060
United Arab Emirates	*	*	*	*	*	*	*	*	*	*	*	*	*	*	*
United Kingdom	*	*	*	*	*	*	*	*	*	*	*	*	*	*	8
United States of America	*	*	*	*	*	5	*	*	*	*	*	*	11	14	17
Unknown	88	53	95	55	86	64	79	106	151	122	113	101	581	829	1.113
Uzbekistan	*	*	*	13	6	9	*	*	*	*	7	*	11	22	58
Venezuela	8	18	13	15	9	13	11	*	11	41	21	11	83	72	175
Viet Nam	*	*	*	*	*	*	*	*	*	*	*	*	18	13	7
Yemen	90	118	316	183	171	195	185	209	285	284	265	127	410	1.189	2.428
Zambia	*	*	*	*	*	*	*	*	*	*	*	*	*	*	5
Zimbabwe	*	*	*	*	*	*	*	*	*	*	*	6	12	6	18
Other	*	*	*	*	*	*	*	*	*	*	*	*	49	22	*
<b>Totaal</b>	<b>1.959</b>	<b>1.598</b>	<b>2.893</b>	<b>2.220</b>	<b>2.528</b>	<b>2.577</b>	<b>2.745</b>	<b>3.839</b>	<b>4.433</b>	<b>4.076</b>	<b>4.072</b>	<b>2.595</b>	<b>13.673</b>	<b>24.686</b>	<b>35.535</b>

\* To conceal the lowest figures, all values between 0 and 4 are replaced by asterisk.  
Selection criterion for this table: all nationalities with at least 1 application in the current year.