



Immigratie- en Naturalisatiedienst
Ministerie van Justitie en Veiligheid

Asylum Trends

Monthly Report on Asylum Applications in The Netherlands

October 2024

Colophon

Title	Asylum Trends
Subtitle	Monthly Report on Asylum Applications in The Netherlands Recent trends
Author	Ministry of Justice and Security Immigration and Naturalisation Service (IND) IND Business Information Centre (BIC) Rijnstraat 8 2515 XP Den Haag Postbus 16275 2500 BG Den Haag

Migratie in beweging



EUROPESE UNIE
Het Fonds voor asiel,
migratie en integratie

Contents

<i>Colophon</i>	2
-----------------	---

Asylum applications in The Netherlands

Total asylum applications in The Netherlands	4
First asylum applications in The Netherlands	5
Repeated asylum applications in The Netherlands	6
Family reunification in The Netherlands	7
Unaccompanied minor asylum seekers in The Netherlands	8
Monthly first asylum applications in The Netherlands	9

Appendix

Appendix: Relocation and Resettlement

Appendix: Eurostat

Total asylum influx in The Netherlands (first applications, repeated applications, family reunification influx)
Source: METIS

Top 10 Last thirteen months **total** asylum applications in The Netherlands

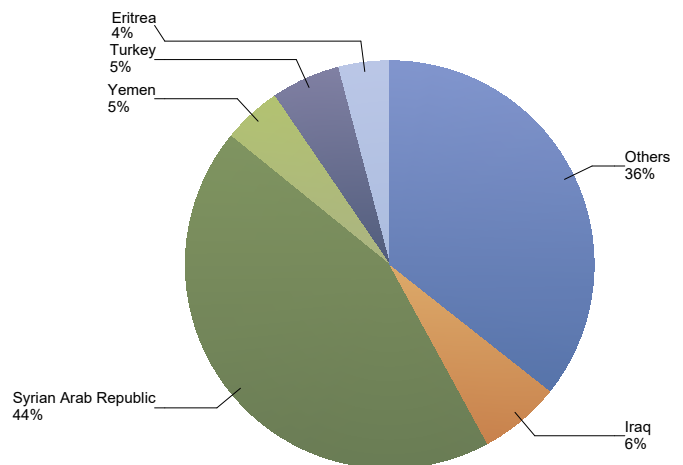
Total 2022	Total 2023	Country of citizenship	2023				2024												Last 12 months	Perc
			Oct	Nov	Dec	Total	Jan	Feb	Mar	Apr	May	Jun	Jul	Aug	Sep	Oct	Total			
19.989	19.803	Syrian Arab Republic	2.712	2.304	1.897	6.913	1.909	1.628	1.707	1.705	1.666	1.380	1.658	1.688	1.921	1.980	17.242	21.443	44%	
933	1.856	Iraq	130	187	430	747	237	441	618	507	207	122	126	108	70	89	2.525	3.142	6%	
3.802	4.038	Turkey	566	381	327	1.274	277	187	186	134	173	169	195	205	201	230	1.957	2.665	5%	
2.813	2.809	Yemen	301	267	231	799	218	231	257	188	228	142	153	127	134	86	1.764	2.262	5%	
1.935	2.602	Eritrea	261	281	227	769	174	126	103	125	177	124	129	156	241	142	1.497	2.005	4%	
1.277	1.371	Unknown	155	155	126	436	169	128	158	165	178	128	162	144	121	126	1.479	1.760	4%	
1.624	1.942	Somalia	134	177	133	444	143	110	85	130	147	106	134	82	100	99	1.136	1.446	3%	
1.264	1.644	Algeria	145	180	135	460	169	101	80	92	91	66	76	120	113	115	1.023	1.338	3%	
679	826	Nigeria	78	61	59	198	82	85	70	67	90	52	98	75	92	87	798	918	2%	
253	845	Sudan	267	172	85	524	41	28	44	45	73	15	103	49	50	29	477	734	1%	
13.422	12.156	Others	1.290	1.228	1.216	3.734	961	840	933	793	898	769	849	783	1.012	970	8.808	11.252	23%	
47.991	49.892	Total	6.039	5.393	4.866	16.298	4.380	3.905	4.241	3.951	3.928	3.073	3.683	3.537	4.055	3.953	38.706	48.965	100%	

* To conceal the lowest figures, all values between 0 and 4 are replaced by asterisk.

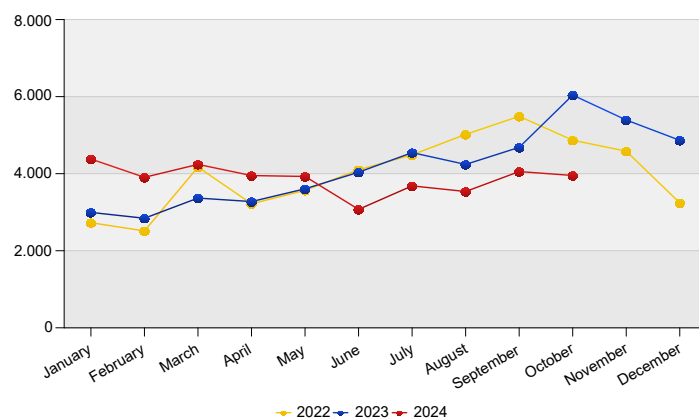
Top Total asylum applications in The Netherlands
October 2024

	Country of citizenship		%
1	Syrian Arab Republic	1.980	50%
2	Turkey	230	6%
3	Eritrea	142	4%
4	Unknown	126	3%
5	Algeria	115	3%
6	Somalia	99	3%
7	Iraq	89	2%
8	Nigeria	87	2%
9	Yemen	86	2%
10	Pakistan	77	2%
	Others	922	23%
Total October 2024		3.953	100%

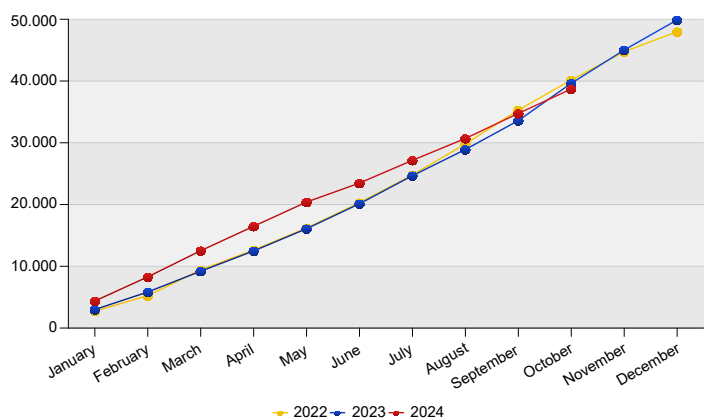
Top Nationalities total applications last twelve months
Period: Nov 2023 - Oct 2024
Number of total asylum applications: 48.965



Total asylum applications in The Netherlands



Cumulative development of total asylum applications in The Netherlands



First asylum applications in The Netherlands
Source: METIS

Top 10 Last thirteen months **first** asylum applications in The Netherlands

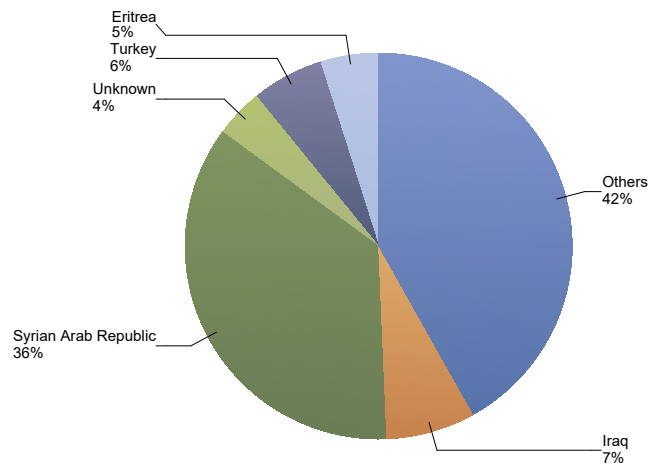
Total 2022	Total 2023 **	Country of citizenship	2023				2024										Last 12 months	Perc	
			Oct	Nov	Dec	Total	Jan	Feb	Mar	Apr	May	Jun	Jul	Aug	Sep	Oct			Total
12.648	13.028	Syrian Arab Republic	2.118	1.462	1.196	4.776	1.184	800	920	1.042	968	713	1.002	1.109	1.188	1.154	10.080	12.738	36%
671	1.495	Iraq	95	163	402	660	210	403	579	450	138	85	84	80	38	36	2.103	2.668	7%
2.684	2.862	Turkey	452	298	259	1.009	241	110	144	116	145	129	164	180	172	180	1.581	2.138	6%
1.365	2.345	Eritrea	242	257	210	709	142	104	92	98	165	98	108	144	214	114	1.279	1.746	5%
1.113	1.231	Unknown	131	132	104	367	123	105	121	130	158	103	134	120	104	112	1.210	1.446	4%
2.428	1.982	Yemen	236	159	163	558	132	162	178	128	129	80	61	55	62	43	1.030	1.352	4%
1.457	1.807	Somalia	112	152	123	387	123	96	77	106	134	79	110	61	78	74	938	1.213	3%
1.206	1.556	Algeria	135	170	129	434	157	83	58	68	68	53	66	81	86	72	792	1.091	3%
702	1.122	Iran (Islamic Republic of)	87	71	96	254	69	59	50	73	72	50	59	50	86	54	622	789	2%
195	809	Sudan	262	168	83	513	39	28	42	42	67	10	101	48	50	29	456	707	2%
11.066	10.140	Others	1.140	1.103	1.063	3.306	837	745	803	631	782	647	720	709	856	872	7.602	9.768	27%
35.535	38.377	Total	5.010	4.135	3.828	12.973	3.257	2.695	3.064	2.884	2.826	2.047	2.609	2.637	2.934	2.740	27.693	35.656	100%

* To conceal the lowest figures, all values between 0 and 4 are replaced by asterisk.

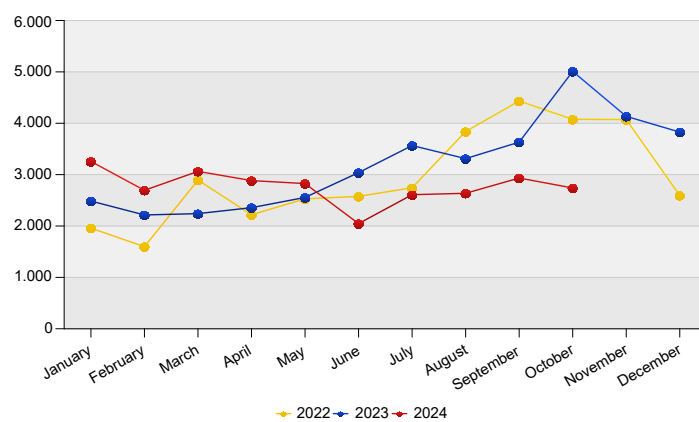
Top First asylum applications in The Netherlands
October 2024

	Country of citizenship		%
1	Syrian Arab Republic	1.154	42%
2	Turkey	180	7%
3	Eritrea	114	4%
4	Unknown	112	4%
5	Somalia	74	3%
6	Algeria	72	3%
7	Nigeria	69	3%
8	Colombia	65	2%
9	Morocco	61	2%
10	Pakistan	59	2%
	Others	780	28%
Total October 2024		2.740	100%

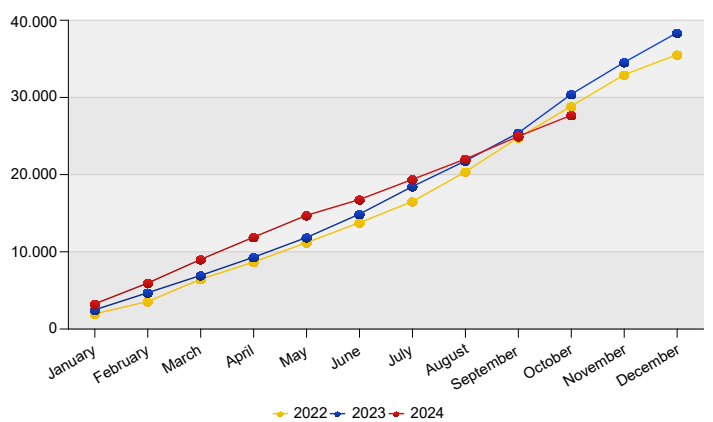
Top Nationalities first applications last twelve months
Period: Nov 2023 - Oct 2024
Number of first asylum applications: 35.656



First asylum applications in The Netherlands



Cumulative development of first asylum applications in The Netherlands



Repeated asylum applications in The Netherlands
Source: METIS

Top 10 Last thirteen months repeated asylum applications in The Netherlands

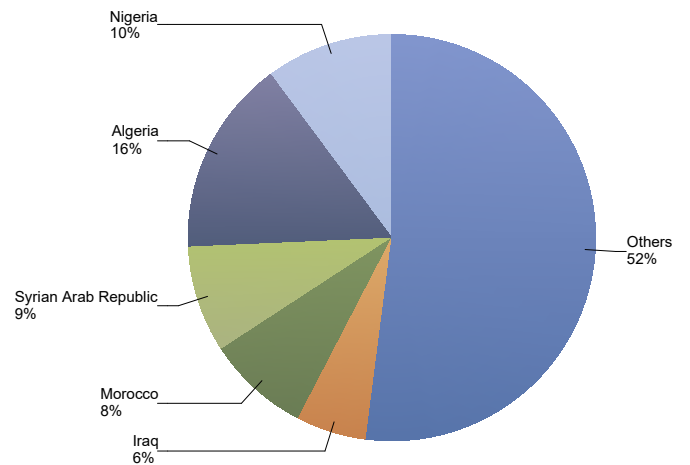
Total 2022	Total 2023	Country of citizenship	2023				2024												Last 12 months	Perc
			Oct	Nov	Dec	Total	Jan	Feb	Mar	Apr	May	Jun	Jul	Aug	Sep	Oct	Total			
54	87	Algeria	10	9	6	25	12	18	22	24	23	12	10	39	27	43	230	245	16%	
151	150	Nigeria	15	9	12	36	16	22	6	8	14	7	19	13	17	17	139	160	10%	
103	81	Syrian Arab Republic	*	11	8	23	9	7	10	5	14	12	23	16	11	8	115	134	9%	
54	149	Morocco	14	11	8	33	15	7	13	12	10	13	15	8	9	8	110	129	8%	
132	105	Iraq	*	8	5	13	5	9	7	*	14	10	10	*	9	7	75	88	6%	
43	62	Eritrea	6	8	9	23	7	6	5	12	*	*	*	*	*	*	40	57	4%	
42	44	Somalia	6	5	*	14	5	*	*	6	*	5	*	*	5	*	39	47	3%	
24	32	Turkey	*	*	10	12	*	5	*	*	*	6	*	*	5	*	31	42	3%	
25	40	Gambia	*	7	*	15	*	6	*	*	*	*	*	5	*	*	29	40	3%	
25	22	Tunisia	*	*	*	*	5	*	*	6	6	7	*	*	*	*	39	40	3%	
35	35	Egypt	9	5	*	18	*	*	5	10	*	*	*	*	*	*	28	37	2%	
841	583	Others	47	44	29	120	64	51	50	32	44	33	67	35	64	44	484	557	35%	
1.529	1.390	Total	119	119	98	336	146	139	125	125	131	115	156	127	153	142	1.359	1.576	100%	

* To conceal the lowest figures, all values between 0 and 4 are replaced by asterisk.

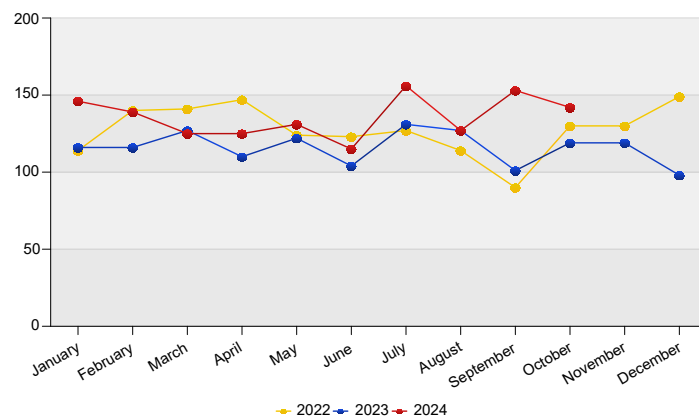
Top Repeated asylum applications in The Netherlands October 2024

Country of citizenship	%
1 Algeria	43 30%
2 Nigeria	17 12%
3 Morocco	8 6%
4 Syrian Arab Republic	8 6%
5 Iran (Islamic Republic of)	7 5%
6 Iraq	7 5%
7 Lebanon	7 5%
8 El Salvador	5 4%
Others	40 28%
Total October 2024	142 100%

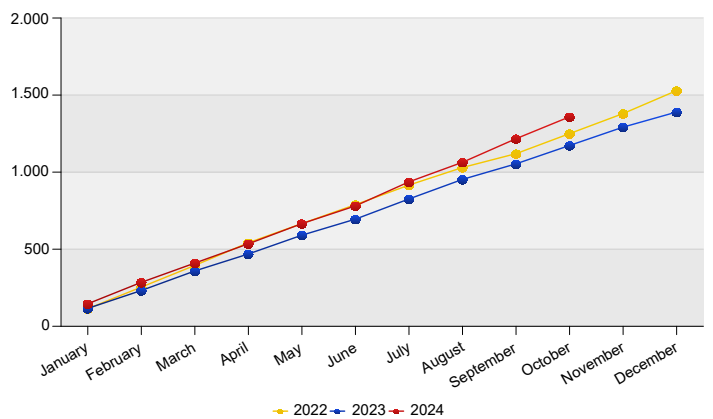
Top Nationalities repeated asylum applications last twelve months
Period: Nov 2023 - Oct 2024
Number of repeated asylum applications: 1.576



Repeated asylum applications in The Netherlands



Cumulative development of repeated asylum applications in The Netherlands



Influx of family reunification in The Netherlands (Council Directive 2003/86/EC Chapter V)
Source: METIS

Top 10 Last thirteen months Influx of family reunification in The Netherlands

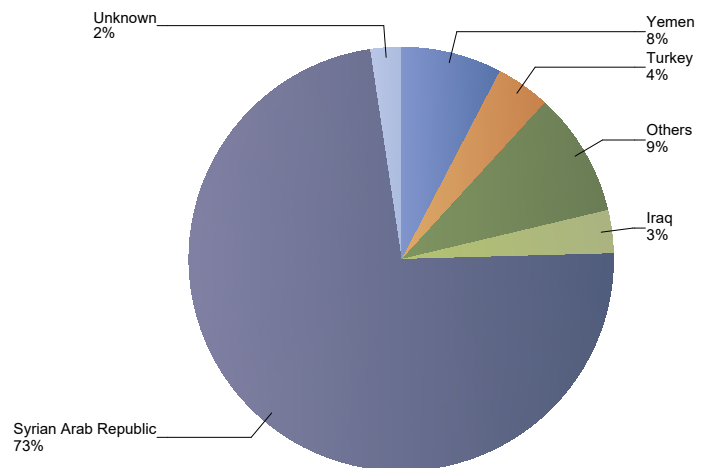
Total 2022	Total 2023	Country of citizenship	2023				2024												Last 12 months	Perc
			Oct	Nov	Dec	Total	Jan	Feb	Mar	Apr	May	Jun	Jul	Aug	Sep	Oct	Total			
7.238	6.694	Syrian Arab Republic	590	831	693	2.114	716	821	777	658	684	655	633	563	722	818	7.047	8.571	73%	
377	822	Yemen	64	105	68	237	82	67	79	60	99	62	91	72	70	43	725	898	8%	
1.094	1.144	Turkey	113	82	58	253	32	72	42	15	26	34	31	22	24	47	345	485	4%	
130	256	Iraq	35	16	23	74	22	29	32	54	55	27	32	27	23	46	347	386	3%	
140	119	Unknown	24	19	21	64	43	15	36	35	20	23	23	18	12	14	239	279	2%	
527	195	Eritrea	13	16	8	37	25	16	6	15	12	23	18	10	25	28	178	202	2%	
125	91	Somalia	16	20	7	43	15	10	5	18	11	22	22	17	17	22	159	186	2%	
159	190	Afghanistan	10	5	12	27	11	*	29	21	15	8	18	9	8	8	127	144	1%	
137	91	Pakistan	5	7	9	21	6	7	9	12	8	21	17	*	8	16	108	124	1%	
45	74	China (including Hong Kong)	*	13	17	30	5	6	*	*	8	*	*	*	*	8	38	68	1%	
955	449	Others	40	25	24	89	20	28	37	53	33	33	30	31	55	21	341	390	3%	
10.927	10.125	Total	910	1.139	940	2.989	977	1.071	1.052	942	971	911	918	773	968	1.071	9.654	11.733	100%	

* To conceal the lowest figures, all values between 0 and 4 are replaced by asterisk.

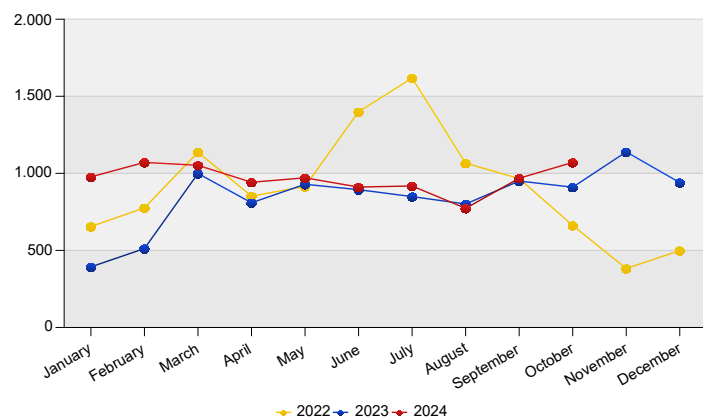
Top Influx of family reunification in The Netherlands October 2024

Country of citizenship	%
1 Syrian Arab Republic	818 76%
2 Turkey	47 4%
3 Iraq	46 4%
4 Yemen	43 4%
5 Eritrea	28 3%
Others	89 8%
Total October 2024	1.071 100%

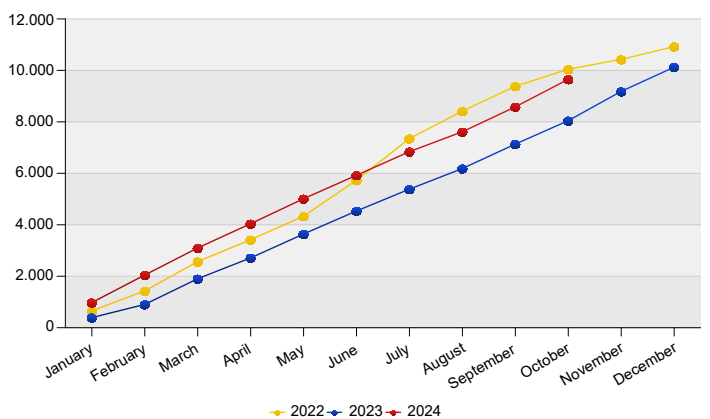
Top Nationalities Influx of family reunification last twelve months
Period: Nov 2023 - Oct 2024
Number of influx family reunification: 11.733



Influx of family reunification in The Netherlands



Cumulative development of Influx of family reunification in The Netherlands



Influx of indicated unaccompanied minor asylum seekers in The Netherlands
Source: METIS

Top 10 Unaccompanied minor asylum applications in The Netherlands

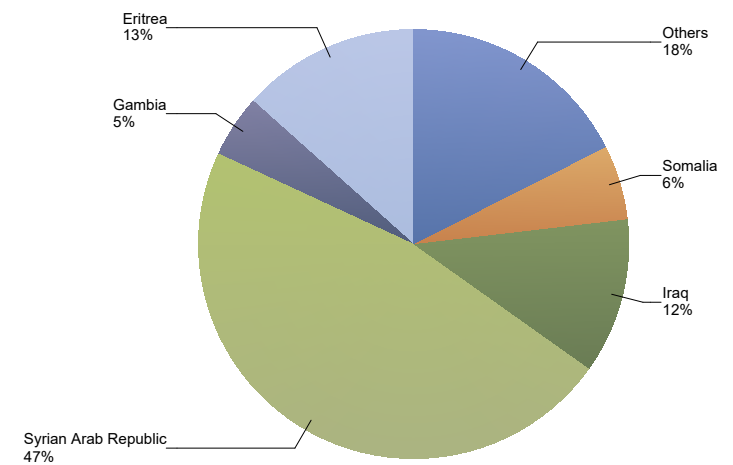
Total 2022	Total 2023	Country of citizenship	2023				2024												Last 12 months	Perc
			Oct	Nov	Dec	Total	Jan	Feb	Mar	Apr	May	Jun	Jul	Aug	Sep	Oct	Total			
2.427	2.797	Syrian Arab Republic	539	241	150	930	162	149	158	158	148	126	173	268	219	195	1.756	2.147	47%	
606	1.030	Eritrea	136	130	69	335	43	22	28	31	42	18	34	58	99	37	412	611	13%	
93	335	Iraq	14	31	72	117	38	84	137	112	20	19	9	5	*	*	429	532	12%	
319	482	Somalia	38	40	26	104	26	17	11	24	22	22	14	14	15	25	190	256	6%	
*	90	Gambia	8	19	18	45	17	16	24	23	17	24	25	13	12	6	177	214	5%	
50	99	Ethiopia	12	23	25	60	*	8	7	8	15	5	16	15	19	20	116	164	4%	
20	241	Sudan	119	56	12	187	8	*	*	8	6	*	5	10	6	*	53	121	3%	
188	171	Yemen	19	14	17	50	*	9	7	8	10	*	8	*	*	*	55	86	2%	
72	71	Unknown	12	7	6	25	6	6	11	9	8	*	9	9	*	*	69	82	2%	
72	81	Algeria	7	13	15	35	6	*	*	*	*	*	*	*	*	6	31	59	1%	
357	407	Others	63	46	41	150	17	30	21	12	15	12	25	18	21	30	201	288	6%	
4.207	5.804	Total	967	620	451	2.038	329	346	409	397	306	233	321	415	400	333	3.489	4.560	100%	

* To conceal the lowest figures, all values between 0 and 4 are replaced by asterisk.

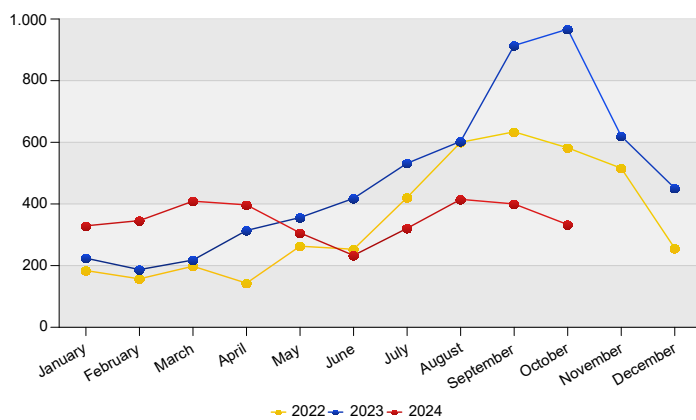
Top Unaccompanied minor asylum applications in The Netherlands October 2024

Country of citizenship			%
1	Syrian Arab Republic	195	59%
2	Eritrea	37	11%
3	Somalia	25	8%
4	Ethiopia	20	6%
5	Algeria	6	2%
6	Gambia	6	2%
	Others	44	13%
Total October 2024		333	100%

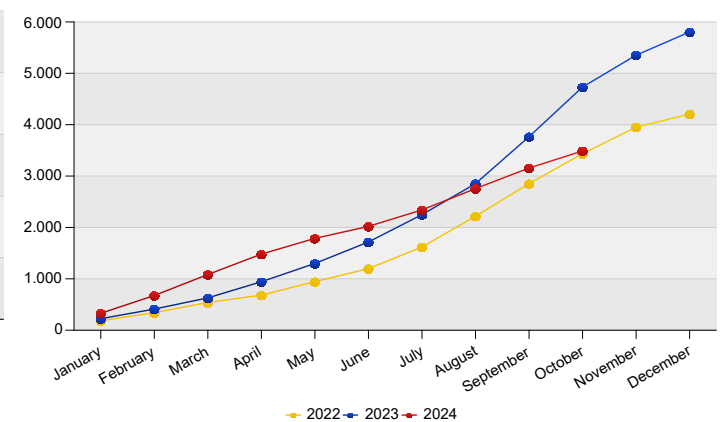
Top Nationalities unaccompanied minor asylum applications last twelve months
Period: Nov 2023 - Oct 2024
Number of unaccompanied minor asylum applications: 4.560



Unaccompanied minor asylum applications in The Netherlands



Cumulative development of Unaccompanied minor asylum applications in The Netherlands



Monthly First Asylum Applications in The Netherlands in 2024

Source: METIS

Country of citizenships	Jan	Feb	Mar	Apr	May	Jun	Jul	Aug	Sep	Oct	2021	2022	2023	2024
Afghanistan	55	36	28	28	42	34	48	40	53	30	3.006	2.732	669	394
Albania	*	*	*	*	*	*	*	8	*	*	54	52	28	18
Algeria	157	83	58	68	68	53	66	81	86	72	1.105	1.206	1.556	792
Angola	*	5	*	*	*	*	*	*	*	6	5	17	26	32
Argentina	*	*	*	*	*	*	*	*	*	*	6	5	*	*
Armenia	*	*	*	*	*	*	*	*	13	*	33	50	50	27
Australia	*	*	*	*	*	*	*	*	*	*	*	*	*	*
Azerbaijan	12	11	26	5	12	5	10	21	17	5	78	127	121	124
Bahrain	*	*	*	*	*	*	*	*	*	*	*	5	9	*
Bangladesh	*	*	*	7	6	*	5	*	*	*	11	18	20	33
Barbados	*	*	*	*	*	*	*	*	*	*	*	*	*	*
Belarus	5	7	*	*	7	*	*	*	15	*	86	94	82	48
Belgium	*	*	*	*	*	*	*	*	*	*	*	*	*	*
Benin	*	*	*	*	*	*	*	*	*	*	*	9	25	9
Bolivia	*	*	*	*	*	*	*	*	*	*	*	7	6	5
Bosnia and Herzegovina	*	5	*	*	*	*	*	*	*	*	5	15	10	7
Botswana	*	*	*	*	*	*	*	*	*	*	*	*	*	*
Brazil	*	*	*	*	*	*	*	*	*	*	17	12	9	16
Bulgaria	*	*	*	*	*	*	*	*	*	*	*	*	*	*
Burkina Faso	*	*	*	*	*	*	*	*	*	*	8	*	9	9
Burundi	*	*	*	*	*	*	*	*	*	*	*	16	6	6
Cambodia	*	*	*	*	*	*	*	*	*	*	*	*	*	*
Cameroon	*	14	*	*	5	*	*	*	*	8	17	24	58	47
Canada	*	*	*	*	*	*	*	*	*	*	*	*	*	*
Central African Republic	*	*	*	*	*	*	*	*	*	6	*	*	*	10
Chad	*	*	*	*	*	*	*	*	*	11	17	10	14	18
Chile	*	*	*	*	*	*	*	*	*	*	*	7	5	*
China (including Hong Kong)	20	19	12	11	11	17	35	16	11	23	153	151	409	175
Colombia	45	45	53	54	39	49	39	43	37	65	187	519	588	469
Comoros	*	*	*	*	*	*	*	*	*	*	*	*	*	*
Congo, the Democratic Republic of the	*	*	*	*	*	*	*	*	*	*	11	27	28	15
Congo, the Republic of the	*	*	*	*	*	*	*	*	*	*	25	22	23	17
Cote d'Ivoire	*	*	6	*	*	*	*	5	*	*	11	10	31	32
Croatia	*	*	*	*	*	*	*	*	*	*	*	*	*	*
Cuba	*	5	*	*	*	*	*	*	*	*	17	13	12	17
Czech Republic	*	*	*	*	*	*	*	*	*	*	*	*	*	*
Denmark	*	*	*	*	*	*	*	*	*	*	*	*	*	*
Djibouti	*	*	*	*	*	*	*	*	*	*	*	*	6	6
Dominica	*	*	*	*	*	*	*	*	*	*	*	*	*	*
Dominican Republic	*	*	*	*	*	*	*	*	*	*	*	7	13	5
Ecuador	*	*	*	*	23	9	*	*	*	*	*	*	28	49
Egypt	27	19	23	30	19	14	19	22	53	32	146	262	321	258
El Salvador	*	*	*	*	*	*	*	*	*	*	33	75	22	6
Equatorial Guinea	*	*	*	*	*	*	*	*	*	*	*	*	*	*
Eritrea	142	104	92	98	165	98	108	144	214	114	768	1.365	2.345	1.279
Estonia	*	*	*	*	*	*	*	*	*	*	*	*	*	*
Ethiopia	17	35	25	23	42	34	55	36	44	52	167	305	323	363
Federated States of Micronesia	*	*	*	*	*	*	*	*	*	*	*	*	*	*
Finland	*	*	*	*	*	*	*	*	*	*	*	*	*	*
France	*	*	*	*	*	*	*	*	*	*	*	5	*	7
Gabon	*	*	*	*	*	*	*	*	*	*	*	*	*	5
Gambia	35	37	39	47	28	36	41	31	36	21	140	102	209	351
Georgia	10	*	12	10	17	7	5	6	15	9	89	156	119	94
Germany	*	*	*	*	*	*	*	*	*	*	9	*	7	6
Ghana	9	6	*	9	*	*	6	*	*	8	40	35	57	56
Greece	*	*	*	*	*	*	*	*	*	*	*	*	*	*
Grenada	*	*	*	*	*	*	*	*	*	*	*	*	*	*
Guatemala	*	*	*	*	*	*	*	*	*	*	*	*	*	*
Guinea	27	16	16	11	16	13	11	15	11	12	79	95	163	148
Guinea-Bissau	*	*	*	*	*	*	*	*	*	*	*	*	6	*
Guyana	*	*	*	*	*	*	*	*	*	*	*	5	*	*
Haiti	*	*	*	*	*	*	*	*	*	*	15	10	23	6
Honduras	*	*	*	*	*	*	*	*	*	*	8	*	11	5
Hungary	*	*	*	*	*	*	*	*	*	*	*	*	*	6
India	5	9	11	*	15	6	6	*	5	*	120	123	149	63
Indonesia	*	*	*	*	*	*	*	*	*	*	6	*	*	*
Iran (Islamic Republic of)	69	59	50	73	72	50	59	50	86	54	263	702	1.122	622
Iraq	210	403	579	450	138	85	84	80	38	36	746	671	1.495	2.103
Ireland	*	*	*	*	*	*	*	*	*	*	*	*	*	*
Israel	*	*	*	*	*	*	*	*	*	*	*	*	14	13
Italy	*	*	*	*	*	*	*	*	*	*	*	*	7	5
Jamaica	*	*	*	*	5	*	*	*	*	*	18	17	22	17
Japan	*	*	*	*	*	*	*	*	*	*	*	*	*	*
Jordan	9	8	10	*	6	14	5	*	*	10	19	85	117	67
Kazakhstan	*	*	7	*	*	*	*	*	*	*	13	41	47	24
Kenya	7	*	*	7	*	*	*	*	*	*	*	18	56	30
Korea, Republic of	*	*	*	*	*	*	*	*	*	*	7	*	*	*
Kosovo	*	*	*	*	*	*	*	*	*	*	*	9	9	*
Kuwait	*	*	*	*	*	*	*	*	*	5	*	9	10	9
Kyrgyzstan	*	*	*	*	*	*	*	*	*	*	*	18	7	10
Lao People's Democratic Republic	*	*	*	*	*	*	*	*	*	*	*	*	*	*
Latvia	*	*	*	*	*	*	*	*	*	*	*	*	*	5
Lebanon	13	*	7	*	*	7	*	*	10	17	69	65	78	69
Liberia	*	*	7	*	*	*	*	*	*	*	10	9	21	24
Libyan Arab Jamahiriya	14	15	12	13	9	8	10	31	24	19	124	193	241	155
Lithuania	*	*	*	*	*	*	*	*	*	*	*	*	*	*
Madagascar	*	*	*	*	*	*	*	*	*	*	*	*	*	*
Malawi	*	*	*	*	*	*	*	*	*	*	*	*	5	6

Monthly First Asylum Applications in The Netherlands in 2024

Source: METIS

Country of citizenships	Jan	Feb	Mar	Apr	May	Jun	Jul	Aug	Sep	Oct	2021	2022	2023	2024
Malaysia	*	*	*	*	*	*	*	*	*	*	10	*	*	*
Maldives	*	*	*	*	*	*	*	*	*	*	*	*	*	*
Mali	*	*	*	*	*	*	*	*	*	*	23	20	26	22
Mauritania	*	*	*	*	*	*	*	*	*	22	5	*	*	25
Mauritius	*	*	*	*	*	*	*	*	*	*	*	*	*	*
Mexico	*	*	*	*	*	*	*	*	*	*	16	14	13	7
Moldova, Republic of	70	57	52	35	22	23	8	40	43	36	40	205	652	386
Monaco	*	*	*	*	*	*	*	*	*	*	*	*	*	*
Mongolia	*	*	*	*	6	*	*	*	7	*	8	5	12	18
Montenegro	*	*	*	*	*	*	*	*	*	*	*	*	*	*
Morocco	56	58	51	32	62	44	53	43	54	61	907	721	884	514
Mozambique	*	*	*	*	*	*	*	*	*	*	*	*	*	*
Myanmar	9	*	*	*	*	5	8	*	10	8	16	58	50	47
Namibia	*	*	*	*	*	*	*	*	*	*	*	*	8	*
Nepal	*	*	*	*	*	*	*	*	*	*	*	9	6	6
Netherlands	*	*	*	*	*	*	*	*	*	5	*	*	12	31
Nicaragua	*	*	*	*	*	*	*	*	*	*	*	67	22	15
Niger	*	*	*	*	*	5	*	*	*	*	16	18	34	17
Nigeria	66	63	63	56	73	45	76	59	75	69	418	521	656	645
Oman	*	*	*	*	*	*	*	*	*	*	*	*	5	*
Pakistan	62	31	30	38	26	41	31	40	36	59	443	877	637	394
Palestinian Territory, Occupied	*	*	*	*	*	*	6	*	*	*	17	32	28	28
Panama	*	*	*	*	*	*	*	*	*	*	*	*	*	6
Paraguay	*	*	*	*	*	*	*	*	*	*	*	*	*	*
Peru	*	*	7	*	*	*	*	*	*	*	6	19	63	19
Philippines	*	*	*	*	*	*	*	*	*	*	*	*	*	8
Poland	*	*	*	*	*	*	*	*	5	5	*	8	7	15
Qatar	*	*	*	*	*	*	*	*	*	*	*	*	*	*
Republic of North Macedonia	*	*	*	*	5	*	*	*	8	*	15	14	20	23
Romania	*	*	*	*	*	*	*	*	*	*	*	*	*	9
Russian Federation	21	21	34	17	21	18	17	12	47	14	205	590	330	222
Rwanda	*	*	*	*	*	*	*	*	*	*	9	6	11	6
Saint Lucia	*	*	*	*	*	*	*	*	*	*	*	*	*	*
Saint Vincent and the Grenadines	*	*	*	*	*	*	*	*	*	*	*	*	*	*
Sao Tome and Principe	*	*	*	*	*	*	*	*	*	*	*	*	*	*
Saudi Arabia	*	*	*	*	*	*	*	*	*	*	31	38	29	21
Senegal	*	6	10	5	5	6	9	*	5	12	42	20	23	60
Serbia	*	*	*	*	8	*	*	*	*	*	32	26	36	20
Sierra Leone	21	10	31	23	12	25	12	25	11	21	66	84	340	191
Somalia	123	96	77	106	134	79	110	61	78	74	903	1.457	1.807	938
South Africa	*	*	*	*	*	*	*	*	*	*	7	17	19	16
South Sudan	*	*	*	*	*	5	*	*	*	*	16	7	25	15
Spain	*	*	*	*	*	*	*	*	*	*	*	*	6	*
Sri Lanka	*	*	*	*	*	9	6	5	*	5	20	31	38	41
Stateless	*	6	*	*	*	*	*	*	6	*	43	39	61	26
Sudan	39	28	42	42	67	10	101	48	50	29	135	195	809	456
Suriname	*	*	*	*	*	*	*	*	*	*	*	9	8	10
Swaziland	*	*	*	*	*	*	*	*	*	*	*	*	*	6
Sweden	*	*	*	*	*	*	*	*	*	*	*	*	*	*
Syrian Arab Republic	1.184	800	920	1.042	968	713	1.002	1.109	1.188	1.154	8.323	12.648	13.028	10.080
Taiwan	*	*	*	*	*	*	*	*	*	*	*	*	*	*
Tajikistan	*	*	*	*	*	*	*	*	11	5	17	48	34	33
Tanzania, United Republic of	*	*	*	*	*	*	*	*	*	*	5	11	20	20
Thailand	*	*	*	*	*	*	*	*	*	*	*	*	*	*
Togo	*	*	*	*	*	*	*	*	*	*	*	*	*	*
Trinidad and Tobago	*	*	6	*	*	*	*	*	*	*	9	19	7	11
Tunisia	36	23	29	10	33	23	32	36	23	32	264	285	429	277
Turkey	241	110	144	116	145	129	164	180	172	180	2.459	2.684	2.862	1.581
Turkmenistan	7	*	*	*	*	*	*	*	*	*	19	26	11	14
Uganda	31	26	18	25	28	23	25	12	18	32	57	192	284	238
Ukraine	38	49	49	27	53	36	48	49	47	26	71	1.060	601	422
United Arab Emirates	*	*	*	*	*	*	*	*	*	*	*	*	*	*
United Kingdom	*	*	*	*	*	*	*	*	*	*	*	8	*	9
United States of America	*	*	*	*	*	*	*	*	*	*	14	17	18	5
Unknown	123	105	121	130	158	103	134	120	104	112	829	1.113	1.231	1.210
Uruguay	*	*	*	*	*	*	*	*	*	*	*	*	*	*
Uzbekistan	5	10	5	*	*	*	*	*	7	7	22	58	53	43
Venezuela	11	16	10	*	17	12	12	19	25	28	72	175	167	154
Viet Nam	*	*	*	*	*	*	*	*	*	*	13	7	26	7
Yemen	132	162	178	128	129	80	61	55	62	43	1.189	2.428	1.982	1.030
Zambia	*	*	*	*	*	*	*	*	*	*	*	5	*	*
Zimbabwe	*	*	6	*	*	*	*	*	*	6	6	18	25	29
Other	*	*	*	*	*	*	*	*	*	*	30	13	*	*
Totaal	3.257	2.695	3.064	2.884	2.826	2.047	2.609	2.637	2.934	2.740	24.686	35.535	38.377	27.693

* To conceal the lowest figures, all values between 0 and 4 are replaced by asterisk.
Selection criterion for this table: all nationalities with at least 1 application in the current year.