



Immigratie- en Naturalisatiedienst
Ministerie van Justitie en Veiligheid

Asylum Trends

Monthly Report on Asylum Applications in The Netherlands

October 2022

Colophon

Title	Asylum Trends
Subtitle	Monthly Report on Asylum Applications in The Netherlands Recent trends
Author	Ministry of Justice and Security Immigration and Naturalisation Service (IND) IND Business Information Centre (BIC) Rijnstraat 8 2515 XP Den Haag Postbus 16275 2500 BG Den Haag

Migratie in beweging



EUROPESE UNIE
Het Fonds voor asiel,
migratie en integratie

Contents

<i>Colophon</i>	2
-----------------	---

Asylum applications in The Netherlands

Total asylum applications in The Netherlands	4
First asylum applications in The Netherlands	5
Repeated asylum applications in The Netherlands	6
Family reunification in The Netherlands	7
Unaccompanied minor asylum seekers in The Netherlands	8
Monthly first asylum applications in The Netherlands	9

Appendix

Appendix: Relocation and Resettlement

Total asylum influx in The Netherlands (first applications, repeated applications, family reunification influx)
 Source: METIS

Top 10 Last thirteen months **total** asylum applications in The Netherlands

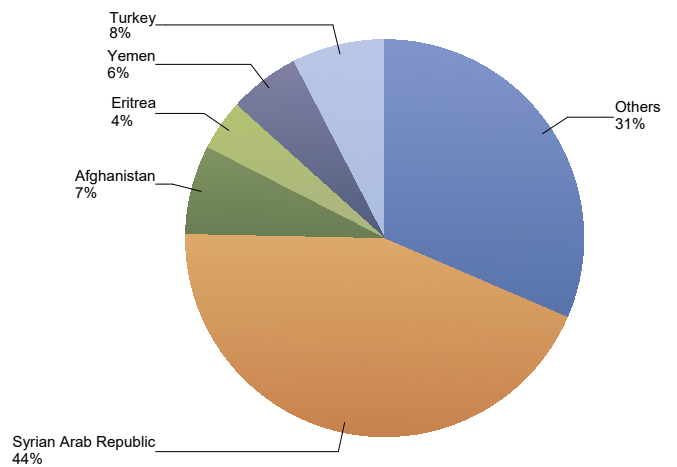
Total 2020	Total 2021	Country of citizenship	2021				2022												Last 12 months	Perc
			Oct	Nov	Dec	Total	Jan	Feb	Mar	Apr	May	Jun	Jul	Aug	Sep	Oct	Total			
5.566	14.904	Syrian Arab Republic	2.433	2.047	1.744	6.224	1.018	979	1.400	1.191	1.404	1.915	2.115	2.290	2.701	2.097	17.110	20.901	44%	
1.265	3.215	Turkey	257	184	165	606	159	139	209	250	269	430	545	416	465	387	3.269	3.618	8%	
607	3.425	Afghanistan	495	494	217	1.206	142	109	542	310	144	209	319	555	254	140	2.724	3.435	7%	
861	1.855	Yemen	490	219	135	844	128	149	350	200	206	260	260	301	301	2.381	2.735	6%		
1.504	1.576	Eritrea	168	142	207	517	112	122	113	139	126	152	191	211	237	214	1.617	1.966	4%	
271	1.059	Somalia	130	143	145	418	96	114	177	81	155	90	110	122	138	145	1.228	1.516	3%	
647	952	Unknown	124	138	101	363	99	77	135	67	95	74	92	116	163	106	1.024	1.263	3%	
1.062	1.176	Algeria	154	126	117	397	88	117	118	51	93	85	52	73	84	133	894	1.137	2%	
394	632	Pakistan	80	89	66	235	215	93	99	65	57	60	45	78	132	91	935	1.090	2%	
619	1.133	Iraq	246	211	130	587	63	57	92	92	35	59	65	72	87	104	726	1.067	2%	
6.336	6.693	Others	692	785	724	2.201	607	558	940	773	766	645	588	736	811	979	7.403	8.912	19%	
19.132	36.620	Total	5.269	4.578	3.751	13.598	2.727	2.514	4.175	3.219	3.350	3.979	4.382	4.895	5.373	4.697	39.311	47.640	100%	

* To conceal the lowest figures, all values between 0 and 4 are replaced by asterisk.

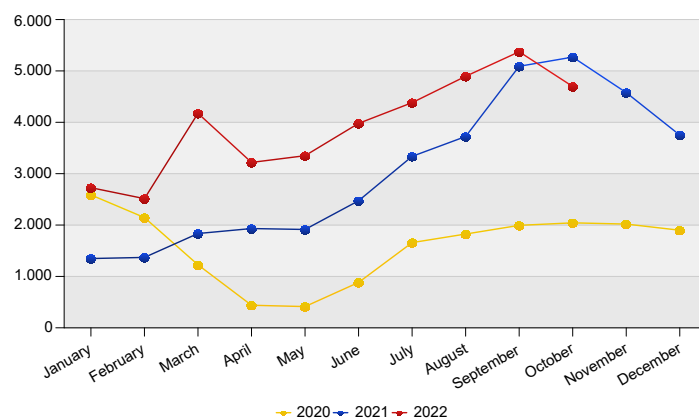
Top Total asylum applications in The Netherlands October 2022

	Country of citizenship		%
1	Syrian Arab Republic	2.097	45%
2	Turkey	387	8%
3	Yemen	301	6%
4	Eritrea	214	5%
5	Somalia	145	3%
6	Afghanistan	140	3%
7	Iran (Islamic Republic of)	136	3%
8	Algeria	133	3%
9	Unknown	106	2%
10	Iraq	104	2%
	Others	934	20%
Total October 2022		4.697	100%

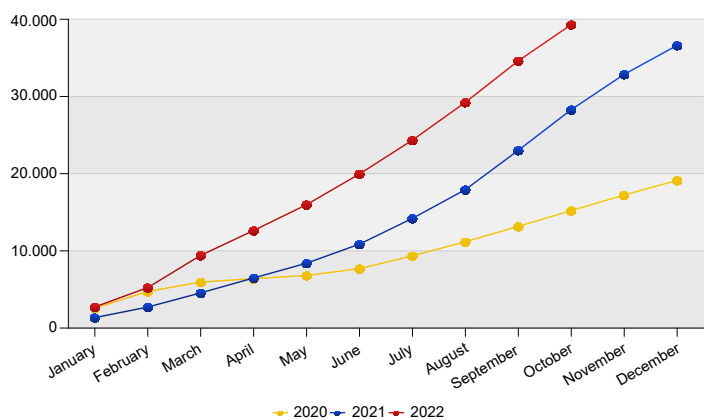
Top Nationalities total applications last twelve months
 Period: Nov 2021 - Oct 2022
 Number of total asylum applications: 47.640



Total asylum applications in The Netherlands



Cumulative development of total asylum applications in The Netherlands



First asylum applications in The Netherlands
Source: METIS

Top 10 Last thirteen months **first** asylum applications in The Netherlands

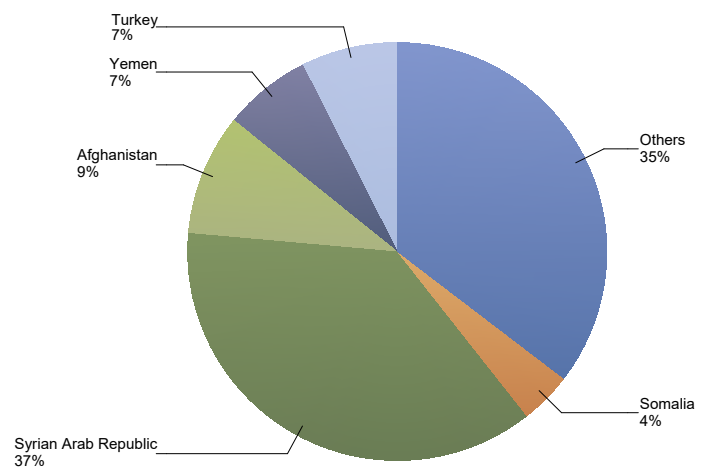
Total 2020	Total 2021 **	Country of citizenship	2021				2022										Last 12 months	Perc	
			Oct	Nov	Dec	Total	Jan	Feb	Mar	Apr	May	Jun	Jul	Aug	Sep	Oct			Total
4.022	8.323	Syrian Arab Republic	1.523	1.437	961	3.921	550	461	616	572	756	914	1.041	1.510	2.048	1.736	10.204	12.602	37%
389	3.006	Afghanistan	456	459	178	1.093	125	93	506	303	120	205	306	531	243	120	2.552	3.189	9%
989	2.459	Turkey	204	143	109	456	122	86	153	206	195	292	252	297	385	301	2.289	2.541	7%
410	1.189	Yemen	429	190	71	690	90	118	316	182	171	195	184	209	285	285	2.035	2.296	7%
202	903	Somalia	107	132	128	367	87	97	157	79	150	69	94	119	115	134	1.101	1.361	4%
368	768	Eritrea	88	74	114	276	84	87	78	88	82	86	130	166	167	151	1.119	1.307	4%
581	829	Unknown	119	130	81	330	88	53	95	55	86	64	79	107	151	103	881	1.092	3%
993	1.105	Algeria	147	120	107	374	86	110	114	46	89	77	49	70	82	130	853	1.080	3%
267	443	Pakistan	53	67	49	169	202	84	87	50	49	30	31	70	105	67	775	891	3%
336	746	Iraq	207	187	91	485	47	28	58	59	24	29	43	55	67	85	495	773	2%
5.116	4.915	Others	538	641	528	1.707	478	381	716	580	594	498	428	580	671	800	5.726	6.895	20%
13.673	24.686	Total	3.871	3.580	2.417	9.868	1.959	1.598	2.896	2.220	2.316	2.459	2.637	3.714	4.319	3.912	28.030	34.027	100%

* To conceal the lowest figures, all values between 0 and 4 are replaced by asterisk.

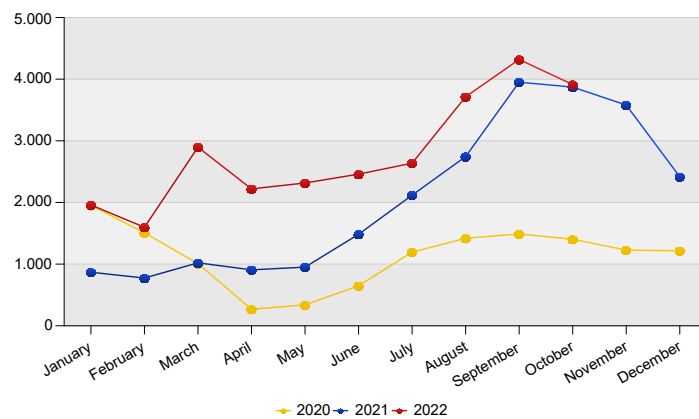
Top First asylum applications in The Netherlands
October 2022

	Country of citizenship		%
1	Syrian Arab Republic	1.736	44%
2	Turkey	301	8%
3	Yemen	285	7%
4	Eritrea	151	4%
5	Somalia	134	3%
6	Algeria	130	3%
7	Afghanistan	120	3%
8	Unknown	103	3%
9	Iran (Islamic Republic of)	98	3%
10	Russian Federation	89	2%
	Others	765	20%
Total October 2022		3.912	100%

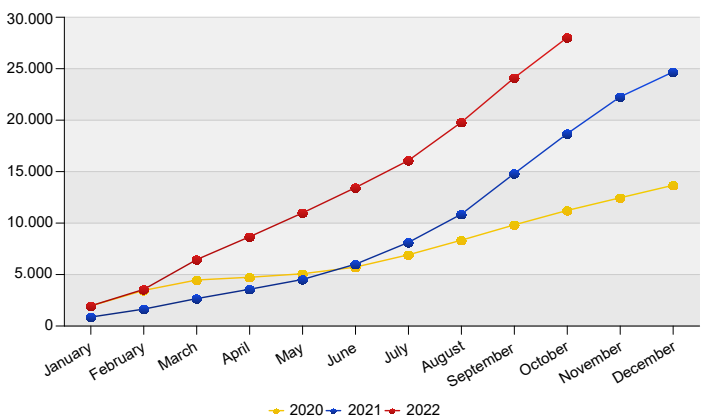
Top Nationalities first applications last twelve months
Period: Nov 2021 - Oct 2022
Number of first asylum applications: 34.027



First asylum applications in The Netherlands



Cumulative development of first asylum applications in The Netherlands



Repeated asylum applications in The Netherlands
Source: METIS

Top 10 Last thirteen months repeated asylum applications in The Netherlands

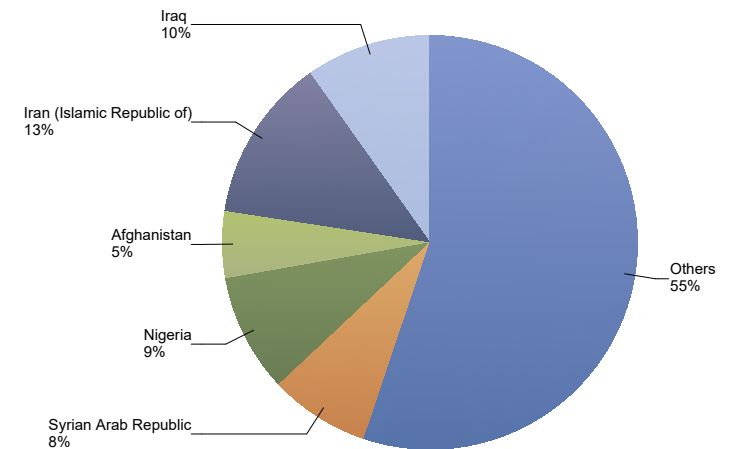
Total 2020	Total 2021	Country of citizenship	2021				2022												Last 12 months	Perc
			Oct	Nov	Dec	Total	Jan	Feb	Mar	Apr	May	Jun	Jul	Aug	Sep	Oct	Total			
182	221	Iran (Islamic Republic of)	22	20	12	54	15	25	8	17	24	17	20	14	7	20	167	199	13%	
175	122	Iraq	16	16	17	49	5	17	10	22	10	17	14	7	9	9	120	153	10%	
96	92	Nigeria	7	12	11	30	7	18	23	17	*	17	*	10	7	17	121	144	9%	
83	142	Syrian Arab Republic	21	27	9	57	8	8	7	7	6	*	15	11	6	14	86	122	8%	
182	301	Afghanistan	29	22	12	63	*	13	13	*	9	*	*	*	*	*	47	81	5%	
68	62	Algeria	6	6	5	17	*	7	*	5	*	7	*	*	*	*	40	51	3%	
30	21	Pakistan	8	5	*	14	*	*	*	*	5	10	9	*	5	*	45	51	3%	
66	77	Eritrea	5	5	8	18	*	*	*	*	*	*	9	*	5	*	31	44	3%	
26	28	Egypt	*	*	9	11	6	*	5	*	*	*	10	*	*	*	32	42	3%	
35	66	Somalia	15	*	8	24	*	*	*	*	*	*	*	11	*	*	29	38	2%	
653	682	Others	60	49	55	164	61	45	64	67	56	49	52	48	36	52	530	634	41%	
1.596	1.814	Total	190	164	147	501	114	140	142	147	124	124	127	114	90	126	1.248	1.559	100%	

* To conceal the lowest figures, all values between 0 and 4 are replaced by asterisk.

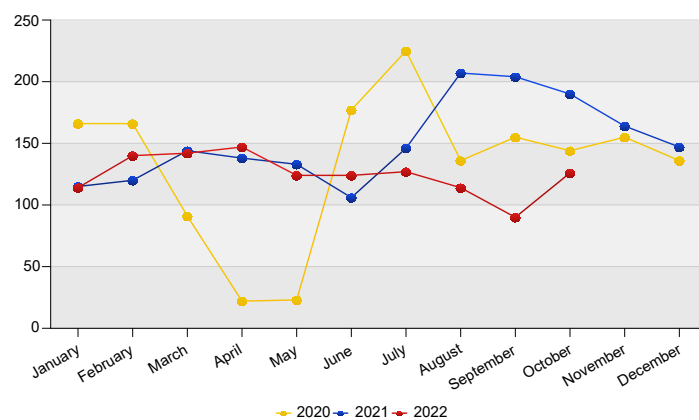
Top Repeated asylum applications in The Netherlands October 2022

Country of citizenship		%
1 Iran (Islamic Republic of)	20	16%
2 Nigeria	17	13%
3 Syrian Arab Republic	14	11%
4 Iraq	9	7%
5 Morocco	8	6%
Others	58	46%
Total October 2022	126	100%

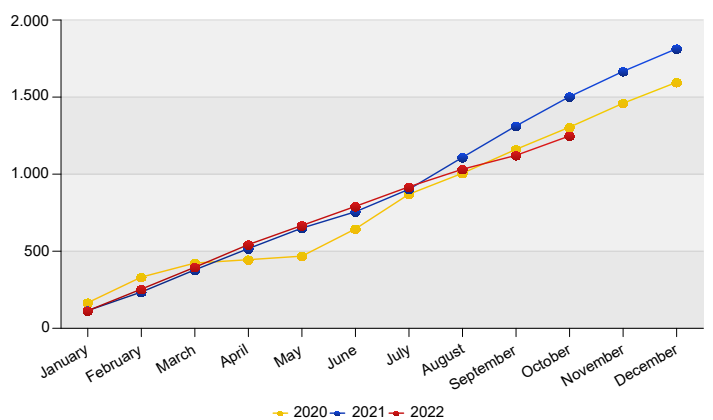
Top Nationalities repeated asylum applications last twelve months
Period: Nov 2021 - Oct 2022
Number of repeated asylum applications: 1.559



Repeated asylum applications in The Netherlands



Cumulative development of repeated asylum applications in The Netherlands



Influx of family reunification in The Netherlands (Council Directive 2003/86/EC Chapter V)
 Source: METIS

Top 10 Last thirteen months Influx of family reunification in The Netherlands

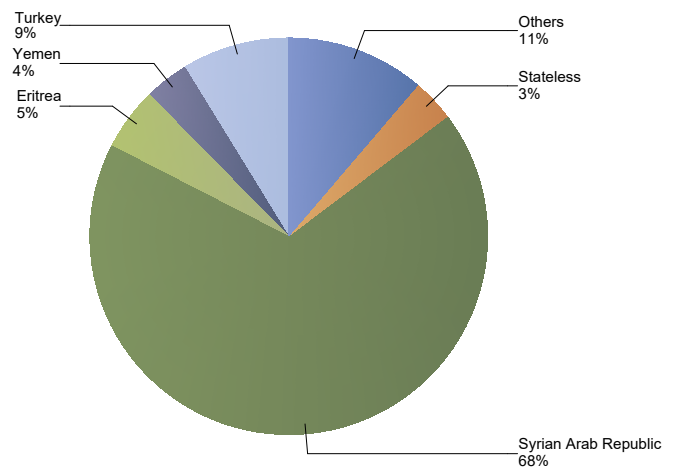
Total 2020	Total 2021	Country of citizenship	2021				2022										Last 12 months	Perc	
			Oct	Nov	Dec	Total	Jan	Feb	Mar	Apr	May	Jun	Jul	Aug	Sep	Oct			Total
1.461	6.439	Syrian Arab Republic	889	583	774	2.246	460	510	777	612	642	997	1.059	769	647	347	6.820	8.177	68%
255	735	Turkey	53	40	54	147	37	50	54	44	73	137	291	114	78	85	963	1.057	9%
1.070	731	Eritrea	75	63	85	223	27	35	33	47	42	66	52	41	65	59	467	615	5%
423	651	Yemen	56	29	64	149	38	29	33	14	35	65	76	17	16	16	339	432	4%
132	342	Stateless	39	32	50	121	21	47	67	45	27	24	21	19	24	40	335	417	3%
48	123	Iran (Islamic Republic of)	8	13	20	41	6	13	30	20	24	22	20	23	21	18	197	230	2%
36	118	Afghanistan	10	13	27	50	13	*	23	5	15	*	11	22	11	19	125	165	1%
97	168	Pakistan	19	17	16	52	11	7	8	12	*	20	5	5	22	22	115	148	1%
40	100	Unknown	5	6	18	29	9	19	37	10	8	8	13	5	11	*	123	147	1%
108	265	Iraq	23	8	22	53	11	12	24	11	*	13	8	10	11	10	111	141	1%
193	448	Others	31	30	57	118	21	51	51	32	40	41	62	42	58	40	438	525	4%
3.863	10.120	Total	1.208	834	1.187	3.229	654	776	1.137	852	910	1.396	1.618	1.067	964	659	10.033	12.054	100%

* To conceal the lowest figures, all values between 0 and 4 are replaced by asterisk.

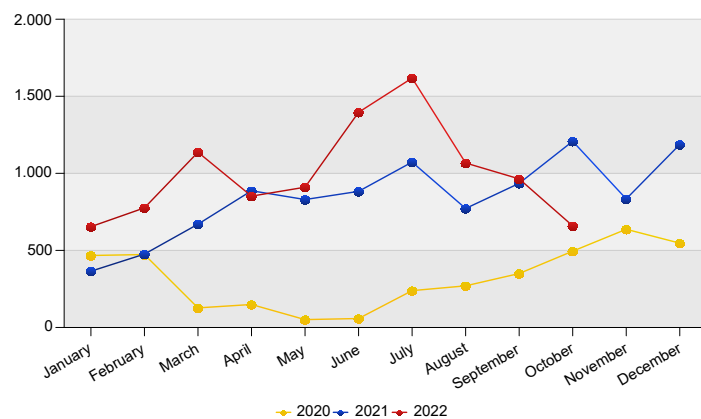
Top Influx of family reunification in The Netherlands October 2022

Country of citizenship		%
1 Syrian Arab Republic	347	53%
2 Turkey	85	13%
3 Eritrea	59	9%
4 Stateless	40	6%
5 Pakistan	22	3%
Others	106	16%
Total October 2022	659	100%

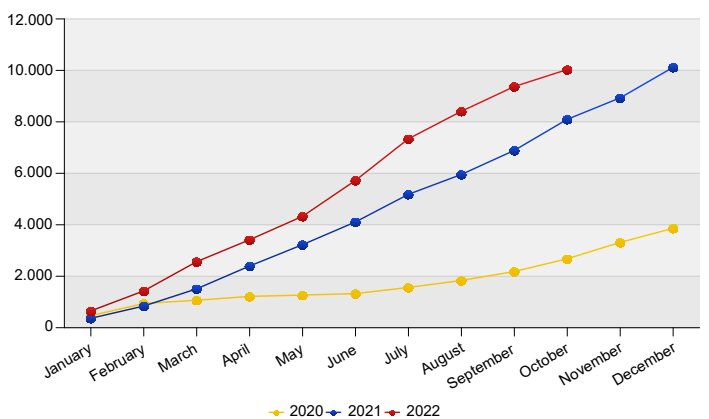
Top Nationalities Influx of family reunification last twelve months
 Period: Nov 2021 - Oct 2022
 Number of influx family reunification: 12.054



Influx of family reunification in The Netherlands



Cumulative development of Influx of family reunification in The Netherlands



Influx of indicated unaccompanied minor asylum seekers in The Netherlands
Source: METIS

Top 10 Unaccompanied minor asylum applications in The Netherlands

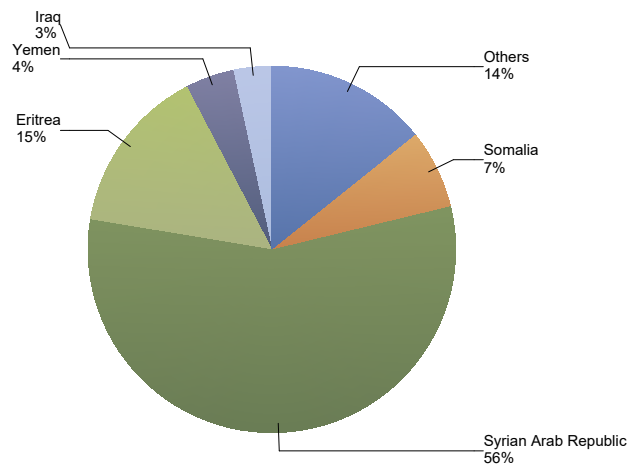
Total 2020	Total 2021	Country of citizenship	2021				2022										Last 12 months	Perc	
			Oct	Nov	Dec	Total	Jan	Feb	Mar	Apr	May	Jun	Jul	Aug	Sep	Oct			Total
446	1.078	Syrian Arab Republic	196	189	136	521	89	83	73	65	145	138	252	390	410	351	1.996	2.321	56%
81	235	Eritrea	15	27	49	91	33	31	20	31	26	33	84	97	92	82	529	605	15%
27	185	Somalia	17	20	24	61	19	17	33	12	25	9	21	27	34	46	243	287	7%
18	70	Yemen	30	15	8	53	10	6	20	8	13	18	16	16	21	25	153	176	4%
21	163	Iraq	71	47	11	129	6	*	9	11	*	*	5	16	13	16	82	140	3%
46	87	Afghanistan	5	9	8	22	9	6	10	*	8	14	12	15	13	19	109	126	3%
143	136	Morocco	13	15	12	40	7	5	7	*	9	8	*	5	8	*	58	85	2%
31	68	Unknown	20	8	*	32	*	*	10	*	6	*	6	14	14	7	63	75	2%
61	72	Algeria	8	7	13	28	*	*	*	*	9	9	*	10	*	5	47	67	2%
*	*	Turkey	*	*	*	*	*	*	*	*	*	9	*	*	18	17	50	50	1%
109	93	Others	9	14	16	39	6	7	16	6	17	14	18	21	25	23	153	183	4%
986	2.191	Total	384	351	281	1.016	184	159	201	141	261	255	423	613	651	595	3.483	4.115	100%

* To conceal the lowest figures, all values between 0 and 4 are replaced by asterisk.

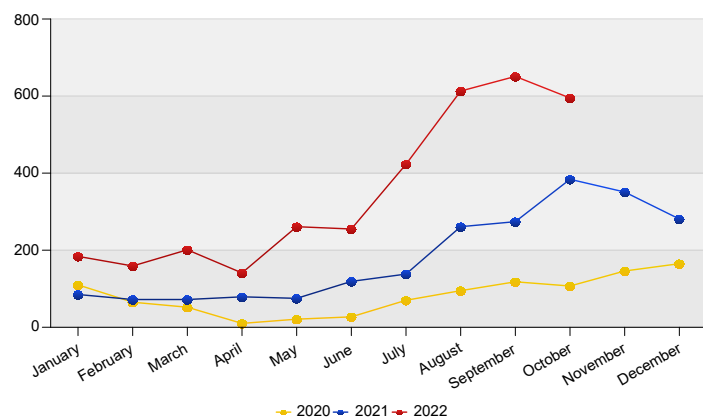
Top Unaccompanied minor asylum applications in The Netherlands October 2022

Country of citizenship			%
1	Syrian Arab Republic	351	59%
2	Eritrea	82	14%
3	Somalia	46	8%
4	Yemen	25	4%
5	Afghanistan	19	3%
	Others	72	12%
Total October 2022		595	100%

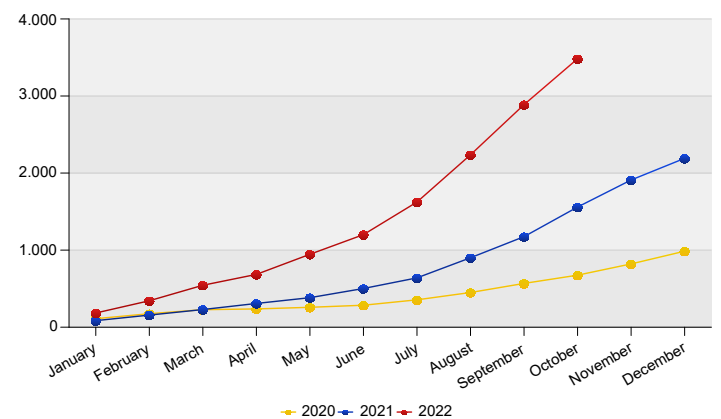
Top Nationalities unaccompanied minor asylum applications last twelve months
Period: Nov 2021 - Oct 2022
Number of unaccompanied minor asylum applications: 4.115



Unaccompanied minor asylum applications in The Netherlands



Cumulative development of Unaccompanied minor asylum applications in The Netherlands



Monthly First Asylum Applications in The Netherlands in 2022

Source: METIS

Country of citizenships	Jan	Feb	Mar	Apr	May	Jun	Jul	Aug	Sep	Oct	2019	2020	2021	2022
Afghanistan	125	93	506	303	120	205	306	531	243	120	437	389	3.006	2.552
Albania	*	*	*	*	*	12	7	6	*	6	192	82	54	48
Algeria	86	110	114	46	89	77	49	70	82	130	1.211	993	1.105	853
Angola	*	*	*	*	*	*	*	*	6	*	56	12	5	11
Argentina	*	*	*	*	*	*	*	*	*	*	*	*	6	5
Armenia	*	*	*	*	6	*	6	7	8	*	72	25	33	36
Australia	*	*	*	*	*	*	*	*	*	*	*	*	*	*
Azerbaijan	15	6	8	22	5	15	*	13	9	5	375	115	78	101
Bahrain	*	*	*	*	*	*	*	*	*	*	*	5	*	5
Bangladesh	*	*	*	*	*	*	*	*	*	*	20	21	11	12
Barbados	*	*	*	*	*	*	*	*	*	*	*	*	*	*
Belarus	9	12	*	19	8	5	*	8	8	7	165	84	86	82
Benin	*	*	*	*	*	*	*	*	*	*	*	*	*	8
Bolivia	5	*	*	*	*	*	*	*	*	*	*	*	*	7
Bosnia and Herzegovina	*	*	*	*	*	*	*	*	*	*	72	11	5	7
Botswana	*	*	*	*	*	*	*	*	*	*	*	*	*	*
Brazil	*	*	*	*	*	*	*	*	*	*	8	19	17	10
Bulgaria	*	*	*	*	*	*	*	*	*	*	*	5	*	*
Burkina Faso	*	*	*	*	*	*	*	*	*	*	8	8	8	*
Burundi	*	*	*	*	*	*	*	*	*	*	*	*	*	9
Cambodia	*	*	*	*	*	*	*	*	*	*	*	*	*	*
Cameroon	5	*	*	*	*	*	*	*	*	*	49	36	17	23
Canada	*	*	*	*	*	*	*	*	*	*	*	*	*	*
Cape Verde	*	*	*	*	*	*	*	*	*	*	*	*	*	*
Central African Republic	*	*	*	*	*	*	*	*	*	*	*	*	*	*
Chad	*	*	*	*	*	*	*	*	*	*	22	11	17	9
Chile	*	*	*	*	*	*	*	*	*	*	*	*	*	6
China (including Hong Kong)	11	*	6	10	13	13	15	16	18	16	155	56	153	119
Colombia	24	31	49	64	47	22	35	32	42	55	158	106	187	401
Comoros	*	*	*	*	*	*	*	*	*	*	*	*	*	*
Congo, the Democratic Republic of the	*	*	5	*	*	5	*	*	*	5	10	10	11	22
Congo, the Republic of the	*	*	*	*	*	*	*	*	*	*	43	17	25	21
Cote d'Ivoire	*	*	*	*	*	*	*	*	*	*	49	29	11	7
Croatia	*	*	*	*	*	*	*	*	*	*	*	*	*	*
Cuba	*	*	*	*	*	*	*	*	*	*	18	8	17	11
Czech Republic	*	*	*	*	*	*	*	*	*	*	*	5	*	*
Djibouti	*	*	*	*	*	*	*	*	*	*	*	*	*	*
Dominican Republic	*	*	*	*	*	*	*	*	*	*	9	5	*	7
Egypt	15	12	28	10	15	20	22	33	25	20	190	101	146	200
El Salvador	8	*	11	*	5	10	8	10	10	8	34	28	33	73
Equatorial Guinea	*	*	*	*	*	*	*	*	*	*	*	*	*	*
Eritrea	84	87	78	88	82	86	130	166	167	151	501	368	768	1.119
Estonia	*	*	*	*	*	*	*	*	*	*	*	*	*	*
Ethiopia	22	13	30	13	39	20	26	32	20	33	92	44	167	248
France	*	*	*	*	*	*	*	*	*	*	7	*	*	*
Gabon	*	*	*	*	*	*	*	*	*	*	*	*	*	*
Gambia	*	8	15	6	13	5	6	9	9	10	539	204	140	84
Georgia	*	5	13	12	22	10	7	20	11	26	326	163	89	128
Germany	*	*	*	*	*	*	*	*	*	*	9	6	9	*
Ghana	*	*	*	5	*	*	*	*	*	*	89	41	40	26
Greece	*	*	*	*	*	*	*	*	*	*	5	*	*	*
Guatemala	*	*	*	*	*	*	*	*	*	*	*	*	*	*
Guinea	10	*	13	6	8	10	6	6	*	12	195	108	79	78
Guinea-Bissau	*	*	*	*	*	*	*	*	*	*	28	10	*	*
Guyana	*	*	*	*	*	*	*	*	*	*	*	*	*	*
Haiti	*	*	*	*	*	*	*	*	*	*	7	*	15	7
Honduras	*	*	*	*	*	*	*	*	*	*	10	6	8	*
Hungary	*	*	*	*	*	*	*	*	*	*	*	5	*	*
India	31	24	*	*	13	16	6	*	*	8	49	14	120	109
Indonesia	*	*	*	*	*	*	*	*	*	*	8	9	6	*
Iran (Islamic Republic of)	35	16	32	27	34	37	37	67	105	98	1.534	370	263	488
Iraq	47	28	58	59	24	29	43	55	67	85	621	336	746	495
Ireland	*	*	*	*	*	*	*	*	*	*	*	*	*	*
Israel	*	*	*	*	*	*	*	*	*	*	*	*	*	*
Italy	*	*	*	*	*	*	*	*	*	*	7	5	*	*
Jamaica	*	*	*	*	*	*	*	*	*	*	19	6	18	12
Japan	*	*	*	*	*	*	*	*	*	*	*	*	*	*
Jordan	6	*	9	12	*	*	5	9	9	*	116	55	19	59
Kazakhstan	13	*	*	8	*	*	*	5	*	*	36	28	13	33
Kenya	*	*	*	*	*	*	*	*	6	*	5	12	*	15
Korea, Democratic People's Republic of	*	*	*	*	*	*	*	*	5	*	*	*	*	5
Korea, Republic of	*	*	*	*	*	*	*	*	*	*	*	*	7	*
Kosovo / UNSCR 1244	*	*	*	*	*	*	*	*	*	*	56	42	22	8
Kuwait	*	*	*	*	*	*	*	*	*	*	6	8	*	6
Kyrgyzstan	*	*	5	*	*	*	5	*	*	*	16	*	*	15
Latvia	*	*	*	*	*	*	*	*	*	*	*	*	*	*
Lebanon	*	*	*	*	7	13	*	*	6	7	119	88	69	52
Liberia	*	*	*	*	*	*	*	*	*	*	29	11	10	8
Libyan Arab Jamahiriya	*	*	19	10	7	6	*	17	20	33	304	188	124	123
Lithuania	*	*	*	*	*	*	*	*	*	*	*	*	*	*
Madagascar	*	*	*	*	*	*	*	*	*	*	*	*	*	*
Malawi	*	*	*	*	*	*	*	*	*	*	*	*	*	*
Malaysia	*	*	*	*	*	*	*	*	*	*	*	*	10	*
Maldives	*	*	*	*	*	*	*	*	*	*	*	*	*	*
Mali	5	*	*	*	*	*	*	*	*	*	42	21	23	17
Malta	*	*	*	*	*	*	*	*	*	*	*	*	*	*
Mauritania	*	*	*	*	*	*	*	*	*	*	12	11	5	*
Mauritius	*	*	*	*	*	*	*	*	*	*	*	*	*	*

Monthly First Asylum Applications in The Netherlands in 2022

Source: METIS

Country of citizenships	Jan	Feb	Mar	Apr	May	Jun	Jul	Aug	Sep	Oct	2019	2020	2021	2022
Mexico	6	*	*	*	*	5	*	*	*	*	5	7	16	14
Moldova, Republic of	*	*	16	13	32	14	12	14	27	6	1.207	32	40	135
Mongolia	*	*	*	*	*	*	*	*	*	*	14	13	8	5
Montenegro	*	*	*	*	*	*	*	*	*	*	21	*	*	*
Morocco	53	53	82	56	77	46	31	43	68	67	1.062	774	907	576
Mozambique	*	*	*	*	*	*	*	*	*	*	*	*	*	*
Myanmar	*	*	*	9	12	6	*	*	*	*	28	16	16	45
Namibia	*	*	*	*	*	*	*	*	*	*	*	*	*	*
Nepal	*	*	*	*	*	*	*	*	*	8	8	*	*	9
Netherlands	*	*	*	*	*	*	*	*	*	*	*	*	*	*
Nicaragua	*	*	15	*	*	*	5	*	*	13	37	5	*	47
Niger	*	*	*	*	*	*	*	*	*	*	56	27	16	16
Nigeria	48	31	56	48	57	26	22	55	43	42	2.102	633	418	428
Norway	*	*	*	*	*	*	*	*	*	*	*	*	*	*
Oman	*	*	*	*	*	*	*	*	*	*	*	*	*	*
Pakistan	202	84	87	50	49	30	31	70	105	67	397	267	443	775
Palestinian Territory, Occupied	*	*	*	*	*	5	*	5	5	*	40	17	17	29
Panama	*	*	*	*	*	*	*	*	*	*	*	*	*	*
Peru	*	*	*	*	*	*	5	*	*	*	11	7	6	14
Philippines	*	*	*	*	*	*	*	*	*	*	*	8	*	*
Poland	*	*	*	*	*	*	*	*	*	*	*	10	*	8
Portugal	*	*	*	*	*	*	*	*	*	*	*	*	*	*
Qatar	*	*	*	*	*	*	*	*	*	*	*	*	*	*
Republic of North Macedonia	*	5	*	*	*	*	*	*	*	*	264	54	15	11
Romania	*	*	*	*	*	*	*	*	*	*	*	*	*	*
Russian Federation	16	19	83	68	56	44	21	21	38	89	398	180	205	455
Rwanda	*	*	*	*	*	*	*	*	*	*	5	5	9	*
Saint Kitts and Nevis	*	*	*	*	*	*	*	*	*	*	*	*	*	*
Saudi Arabia	*	*	5	*	*	7	5	*	*	5	19	9	31	30
Senegal	*	*	*	*	*	*	*	*	*	*	107	45	42	18
Serbia	*	*	*	*	*	*	10	*	*	*	326	82	32	17
Sierra Leone	6	*	8	6	5	*	*	*	11	13	111	58	66	61
Somalia	87	97	157	79	150	69	94	119	115	134	222	202	903	1.101
South Africa	*	*	*	*	*	*	*	*	*	*	9	5	7	14
South Sudan	*	*	*	*	*	*	*	*	*	*	5	8	16	7
Spain	*	*	*	*	*	*	*	*	*	*	*	*	*	*
Sri Lanka	*	*	*	*	*	*	*	*	*	*	56	22	20	27
Stateless	*	*	*	*	*	*	*	13	*	7	38	33	43	34
Sudan	11	12	17	20	12	10	9	19	16	15	199	157	135	141
Suriname	*	*	*	*	*	*	*	*	*	*	*	17	*	*
Syrian Arab Republic	550	461	616	572	756	914	1.041	1.510	2.048	1.736	3.675	4.022	8.323	10.204
Taiwan	*	*	*	*	*	*	*	*	*	*	*	*	*	*
Tajikistan	*	*	23	*	*	5	*	8	*	*	109	19	17	44
Tanzania, United Republic of	*	*	*	*	*	*	*	*	*	*	14	17	5	8
Thailand	*	*	*	*	*	*	*	*	*	*	*	*	*	*
Togo	*	*	*	*	*	*	*	*	*	*	11	*	*	*
Trinidad and Tobago	*	*	*	*	*	*	*	*	*	*	13	*	9	16
Tunisia	29	16	23	9	13	19	19	19	21	45	296	242	264	213
Turkey	122	86	153	206	195	292	252	297	385	301	1.251	989	2.459	2.289
Turkmenistan	*	*	9	6	*	*	*	*	*	*	5	*	19	22
Uganda	*	*	9	15	10	6	13	25	25	25	220	85	57	132
Ukraine	6	16	34	7	*	*	*	*	6	7	132	42	71	81
United Arab Emirates	*	*	*	*	*	*	*	*	*	*	*	*	*	*
United Kingdom	*	*	*	*	*	*	*	*	*	*	*	*	*	5
United States of America	*	*	*	*	*	5	*	*	*	*	17	11	14	14
Unknown	88	53	95	55	86	64	79	107	151	103	870	581	829	881
Uzbekistan	*	*	*	13	*	9	*	*	*	*	7	11	22	47
Venezuela	8	18	13	15	9	14	11	*	11	41	182	83	72	144
Viet Nam	*	*	*	*	*	*	*	*	*	*	50	18	13	*
Yemen	90	118	316	182	171	195	184	209	285	285	645	410	1.189	2.035
Zambia	*	*	*	*	*	*	*	*	*	*	*	*	*	5
Zimbabwe	*	*	*	*	*	*	*	*	*	*	20	12	6	10
Other	*	*	*	*	*	*	*	*	*	*	52	9	*	*
Totaal	1.959	1.598	2.896	2.220	2.316	2.459	2.637	3.714	4.319	3.912	22.533	13.673	24.686	28.030

* To conceal the lowest figures, all values between 0 and 4 are replaced by asterisk.
Selection criterion for this table: all nationalities with at least 1 application in the current year.