



Immigratie- en Naturalisatiedienst
Ministerie van Justitie en Veiligheid

Asylum Trends

Monthly Report on Asylum Applications in The Netherlands

September 2024

Colophon

Title	Asylum Trends
Subtitle	Monthly Report on Asylum Applications in The Netherlands Recent trends
Author	Ministry of Justice and Security Immigration and Naturalisation Service (IND) IND Business Information Centre (BIC) Rijnstraat 8 2515 XP Den Haag Postbus 16275 2500 BG Den Haag

Migratie in beweging



EUROPESE UNIE
Het Fonds voor asiel,
migratie en integratie

Contents

<i>Colophon</i>	2
-----------------	---

Asylum applications in The Netherlands

Total asylum applications in The Netherlands	4
First asylum applications in The Netherlands	5
Repeated asylum applications in The Netherlands	6
Family reunification in The Netherlands	7
Unaccompanied minor asylum seekers in The Netherlands	8
Monthly first asylum applications in The Netherlands	9

Appendix

Appendix: Relocation and Resettlement

Appendix: Eurostat

Total asylum influx in The Netherlands (first applications, repeated applications, family reunification influx)
Source: METIS

Top 10 Last thirteen months **total** asylum applications in The Netherlands

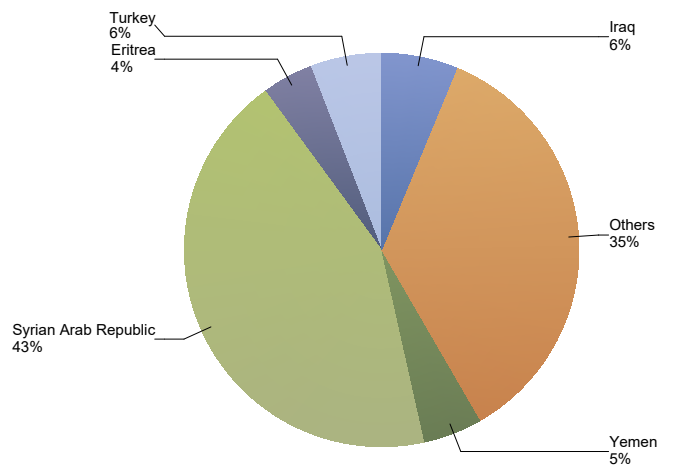
Total 2022	Total 2023	Country of citizenship	2023					2024												Last 12 months	Perc
			Sep	Oct	Nov	Dec	Total	Jan	Feb	Mar	Apr	May	Jun	Jul	Aug	Sep	Total				
19.989	19.803	Syrian Arab Republic	2.284	2.712	2.304	1.897	9.197	1.909	1.628	1.707	1.705	1.665	1.380	1.657	1.686	1.919	15.256	22.169	43%		
933	1.856	Iraq	108	130	187	430	855	237	441	618	507	207	122	126	108	70	2.436	3.183	6%		
3.802	4.038	Turkey	380	566	381	327	1.654	277	187	186	134	174	169	195	205	200	1.727	3.001	6%		
2.813	2.809	Yemen	249	301	267	231	1.048	218	231	257	188	228	142	152	127	134	1.677	2.476	5%		
1.935	2.602	Eritrea	238	261	281	227	1.007	174	126	103	125	177	125	128	156	241	1.355	2.124	4%		
1.277	1.371	Unknown	121	155	155	126	557	169	128	158	165	178	128	159	144	118	1.347	1.783	3%		
1.624	1.942	Somalia	109	134	177	133	553	143	110	85	130	147	106	134	82	100	1.037	1.481	3%		
1.264	1.644	Algeria	108	145	180	135	568	169	101	80	92	91	66	76	119	109	903	1.363	3%		
253	845	Sudan	73	267	172	85	597	41	28	44	45	73	15	103	49	50	448	972	2%		
1.135	1.255	Iran (Islamic Republic of)	99	93	81	100	373	77	65	59	83	83	56	63	53	96	635	909	2%		
12.966	11.727	Others	914	1.275	1.208	1.175	4.572	965	859	944	777	902	766	884	804	989	7.890	11.548	23%		
47.991	49.892	Total	4.683	6.039	5.393	4.866	20.981	4.379	3.904	4.241	3.951	3.925	3.075	3.677	3.533	4.026	34.711	51.009	100%		

* To conceal the lowest figures, all values between 0 and 4 are replaced by asterisk.

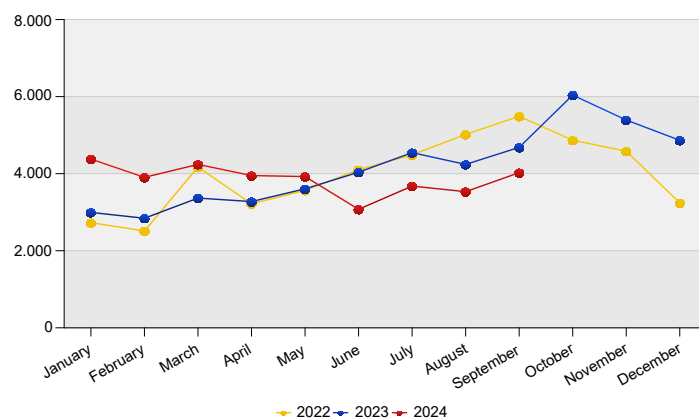
Top Total asylum applications in The Netherlands
September 2024

	Country of citizenship		%
1	Syrian Arab Republic	1.919	48%
2	Eritrea	241	6%
3	Turkey	200	5%
4	Yemen	134	3%
5	Unknown	118	3%
6	Algeria	109	3%
7	Somalia	100	2%
8	Iran (Islamic Republic of)	96	2%
9	Nigeria	92	2%
10	Iraq	70	2%
	Others	947	24%
Total September 2024		4.026	100%

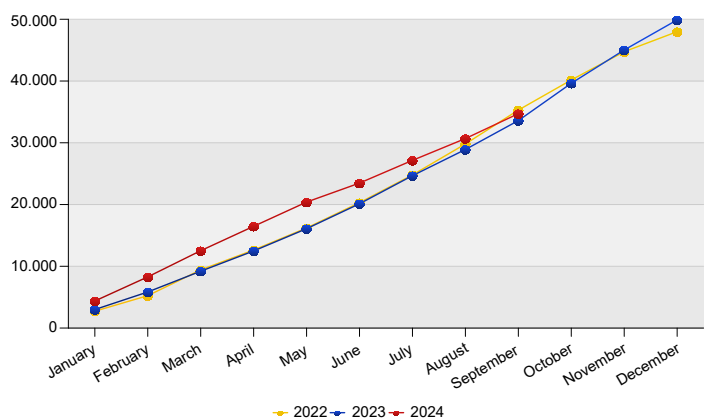
Top Nationalities total applications last twelve months
Period: Oct 2023 - Sep 2024
Number of total asylum applications: 51.009



Total asylum applications in The Netherlands



Cumulative development of total asylum applications in The Netherlands



First asylum applications in The Netherlands
Source: METIS

Top 10 Last thirteen months **first** asylum applications in The Netherlands

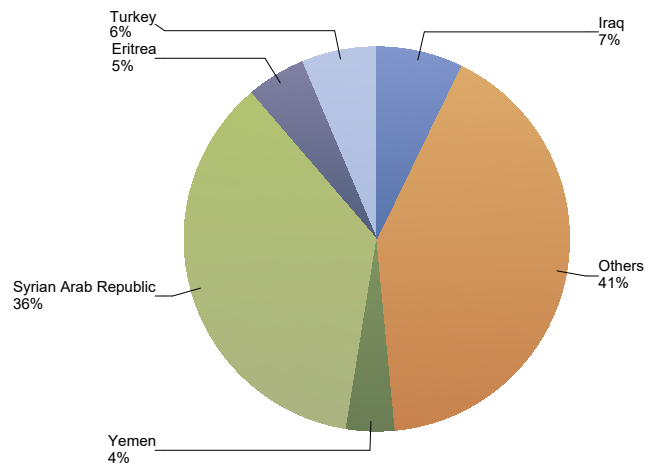
Total 2022	Total 2023 **	Country of citizenship	2023					2024												Last 12 months	Perc
			Sep	Oct	Nov	Dec	Total	Jan	Feb	Mar	Apr	May	Jun	Jul	Aug	Sep	Total				
12.648	13.028	Syrian Arab Republic	1.672	2.118	1.462	1.196	6.448	1.184	800	920	1.042	968	713	1.002	1.109	1.188	8.926	13.702	36%		
671	1.495	Iraq	89	95	163	402	749	210	403	579	450	138	85	84	80	38	2.067	2.727	7%		
2.684	2.862	Turkey	259	452	298	259	1.268	241	110	144	116	146	129	164	180	172	1.402	2.411	6%		
1.365	2.345	Eritrea	221	242	257	210	930	142	104	92	98	165	99	107	144	214	1.165	1.874	5%		
2.428	1.982	Yemen	120	236	159	163	678	132	162	178	128	129	80	61	55	62	987	1.545	4%		
1.113	1.231	Unknown	116	131	132	104	483	123	105	121	130	158	103	134	120	104	1.098	1.465	4%		
1.457	1.807	Somalia	106	112	152	123	493	123	96	77	106	134	79	110	61	78	864	1.251	3%		
1.206	1.556	Algeria	102	135	170	129	536	157	83	58	68	68	53	66	81	86	720	1.154	3%		
195	809	Sudan	68	262	168	83	581	39	28	42	42	67	10	101	48	50	427	940	2%		
702	1.122	Iran (Islamic Republic of)	90	87	71	96	344	69	59	50	73	72	50	59	50	86	568	822	2%		
11.066	10.140	Others	789	1.140	1.103	1.063	4.095	836	744	803	631	779	648	720	709	840	6.710	10.016	26%		
35.535	38.377	Total	3.632	5.010	4.135	3.828	16.605	3.256	2.694	3.064	2.884	2.824	2.049	2.608	2.637	2.918	24.934	37.907	100%		

* To conceal the lowest figures, all values between 0 and 4 are replaced by asterisk.

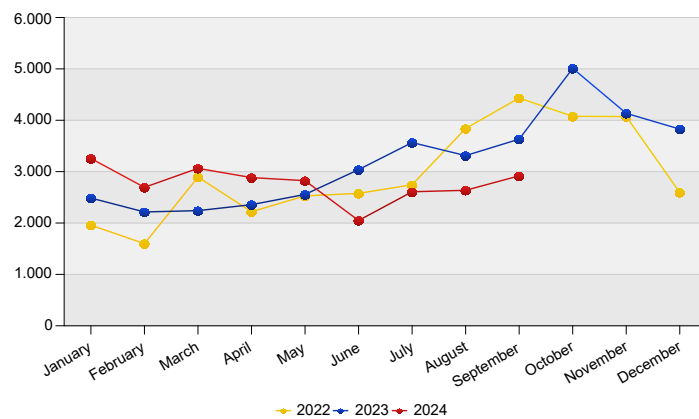
Top First asylum applications in The Netherlands
September 2024

	Country of citizenship		%
1	Syrian Arab Republic	1.188	41%
2	Eritrea	214	7%
3	Turkey	172	6%
4	Unknown	104	4%
5	Algeria	86	3%
6	Iran (Islamic Republic of)	86	3%
7	Somalia	78	3%
8	Nigeria	75	3%
9	Yemen	62	2%
10	Morocco	54	2%
11	Afghanistan	53	2%
12	Egypt	53	2%
	Others	693	24%
Total September 2024		2.918	100%

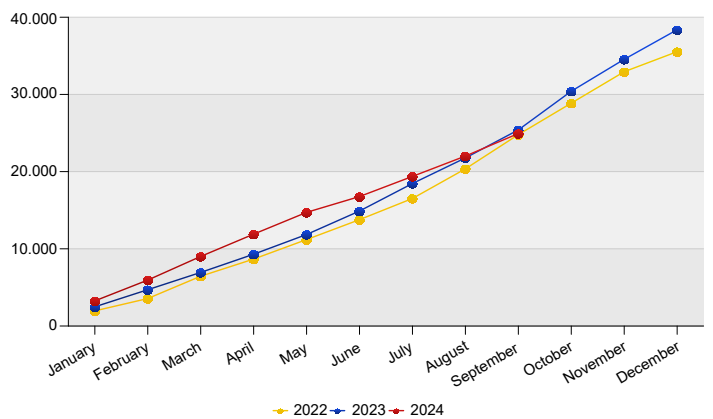
Top Nationalities first applications last twelve months
Period: Oct 2023 - Sep 2024
Number of first asylum applications: 37.907



First asylum applications in The Netherlands



Cumulative development of first asylum applications in The Netherlands



Repeated asylum applications in The Netherlands
Source: METIS

Top 10 Last thirteen months repeated asylum applications in The Netherlands

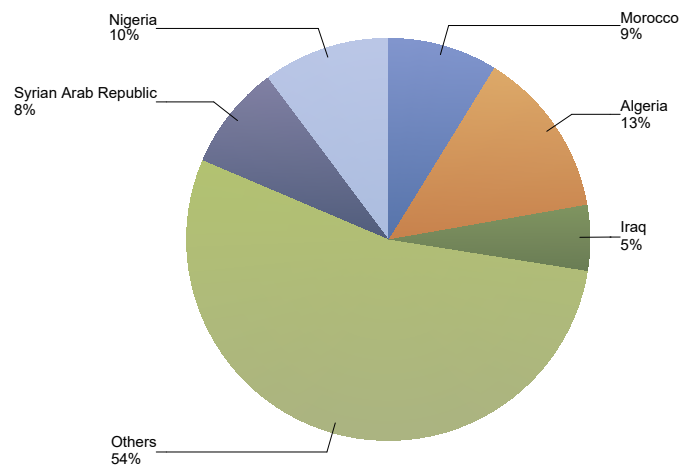
Total 2022	Total 2023	Country of citizenship	2023					2024												Last 12 months	Perc
			Sep	Oct	Nov	Dec	Total	Jan	Feb	Mar	Apr	May	Jun	Jul	Aug	Sep	Total				
54	87	Algeria	6	10	9	6	31	12	18	22	24	23	12	10	38	23	182	207	13%		
151	150	Nigeria	8	15	9	12	44	16	22	6	8	14	7	19	12	17	121	157	10%		
54	149	Morocco	18	14	11	8	51	15	7	13	12	10	13	15	8	9	102	135	9%		
103	81	Syrian Arab Republic	*	*	11	8	26	9	7	10	5	14	12	22	16	11	106	129	8%		
132	105	Iraq	9	*	8	5	22	5	9	7	*	14	10	10	*	9	68	81	5%		
43	62	Eritrea	7	6	8	9	30	7	6	5	12	*	*	*	*	*	40	63	4%		
42	44	Somalia	*	6	5	*	16	5	*	*	6	*	5	*	*	5	36	50	3%		
25	40	Gambia	*	*	7	*	18	*	6	*	*	*	*	*	5	*	28	43	3%		
35	35	Egypt	*	9	5	*	19	*	*	5	10	*	*	*	*	*	24	42	3%		
25	22	Tunisia	*	*	*	*	7	5	*	*	6	6	7	*	*	*	35	39	3%		
865	615	Others	41	48	45	39	173	68	56	50	35	46	39	64	38	64	460	592	38%		
1.529	1.390	Total	101	119	119	98	437	146	139	125	125	131	115	152	125	144	1.202	1.538	100%		

* To conceal the lowest figures, all values between 0 and 4 are replaced by asterisk.

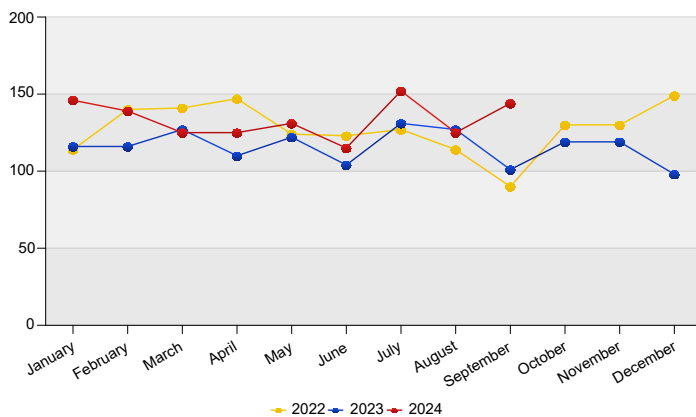
Top Repeated asylum applications in The Netherlands
September 2024

Country of citizenship		%
1 Algeria	23	16%
2 Nigeria	17	12%
3 Syrian Arab Republic	11	8%
4 Iraq	9	6%
5 Morocco	9	6%
6 Jordan	7	5%
7 Libyan Arab Jamahiriya	7	5%
Others	61	42%
Total September 2024	144	100%

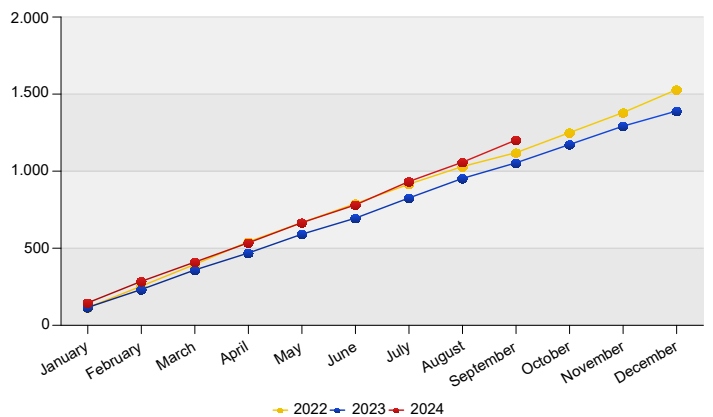
Top Nationalities repeated asylum applications last twelve months
Period: Oct 2023 - Sep 2024
Number of repeated asylum applications: 1.538



Repeated asylum applications in The Netherlands



Cumulative development of repeated asylum applications in The Netherlands



Influx of family reunification in The Netherlands (Council Directive 2003/86/EC Chapter V)
Source: METIS

Top 10 Last thirteen months Influx of family reunification in The Netherlands

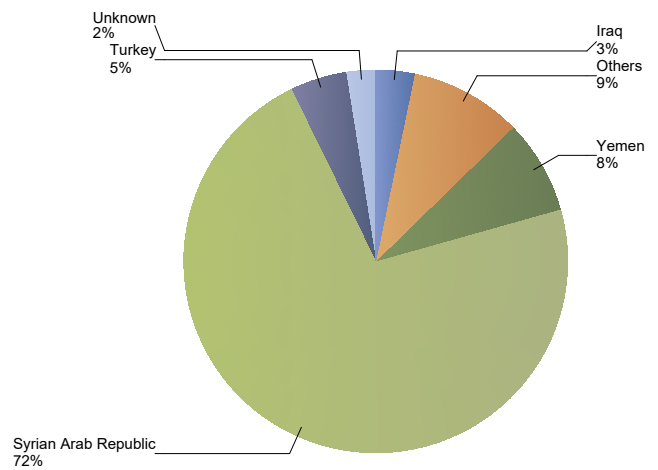
Total 2022	Total 2023	Country of citizenship	2023				2024												Last 12 months	Perc
			Sep	Oct	Nov	Dec	Total	Jan	Feb	Mar	Apr	May	Jun	Jul	Aug	Sep	Total			
7.238	6.694	Syrian Arab Republic	609	590	831	693	2.723	716	821	777	658	683	655	633	561	720	6.224	8.338	72%	
377	822	Yemen	128	64	105	68	365	82	67	79	60	99	62	90	72	70	681	918	8%	
1.094	1.144	Turkey	120	113	82	58	373	32	72	42	15	26	34	31	22	24	298	551	5%	
130	256	Iraq	10	35	16	23	84	22	29	32	54	55	27	32	27	23	301	375	3%	
140	119	Unknown	*	24	19	21	68	43	15	36	35	20	23	23	18	12	225	289	2%	
527	195	Eritrea	10	13	16	8	47	25	16	6	15	12	23	18	10	25	150	187	2%	
125	91	Somalia	*	16	20	7	44	15	10	5	18	11	22	22	17	17	137	180	2%	
159	190	Afghanistan	30	10	5	12	57	11	*	29	21	15	8	18	9	8	119	146	1%	
137	91	Pakistan	*	5	7	9	24	6	7	9	12	8	21	17	*	8	92	113	1%	
370	118	Stateless	14	*	*	*	21	5	7	10	12	*	*	*	*	19	57	64	1%	
630	405	Others	21	37	38	37	133	20	27	27	42	40	33	33	31	38	291	403	3%	
10.927	10.125	Total	950	910	1.139	940	3.939	977	1.071	1.052	942	970	911	917	771	964	8.575	11.564	100%	

* To conceal the lowest figures, all values between 0 and 4 are replaced by asterisk.

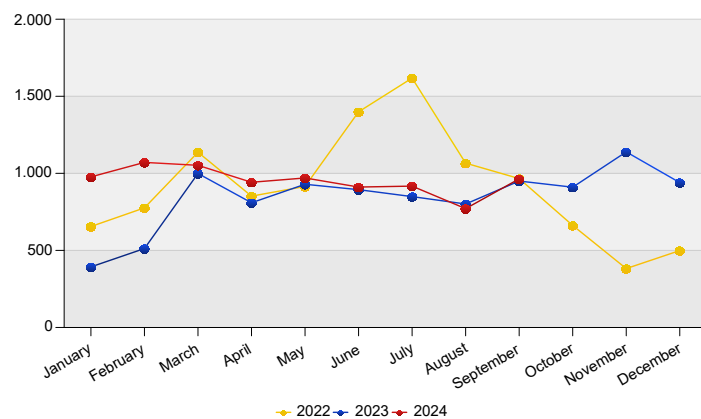
Top Influx of family reunification in The Netherlands
September 2024

Country of citizenship			%
1	Syrian Arab Republic	720	75%
2	Yemen	70	7%
3	Eritrea	25	3%
4	Turkey	24	2%
5	Iraq	23	2%
	Others	102	11%
Total September 2024		964	100%

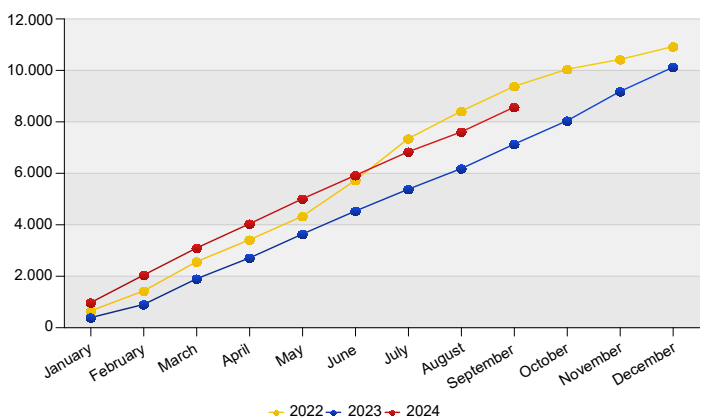
Top Nationalities Influx of family reunification last twelve months
Period: Oct 2023 - Sep 2024
Number of influx family reunification: 11.564



Influx of family reunification in The Netherlands



Cumulative development of Influx of family reunification in The Netherlands



Influx of indicated unaccompanied minor asylum seekers in The Netherlands
Source: METIS

Top 10 Unaccompanied minor asylum applications in The Netherlands

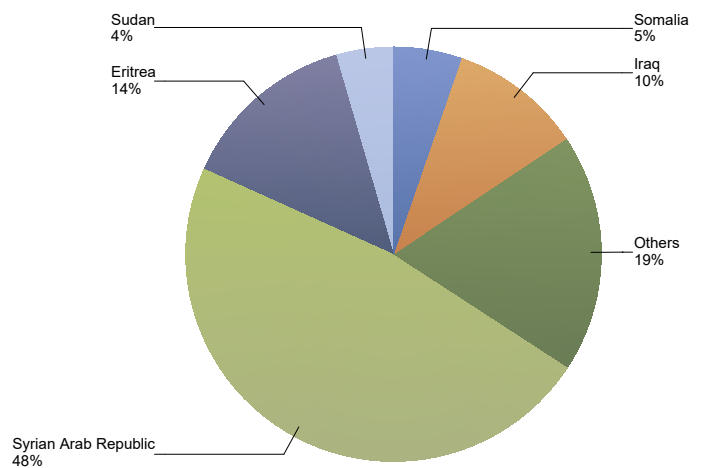
Total 2022	Total 2023	Country of citizenship	2023					2024										Last 12 months	Perc
			Sep	Oct	Nov	Dec	Total	Jan	Feb	Mar	Apr	May	Jun	Jul	Aug	Sep	Total		
2.427	2.797	Syrian Arab Republic	578	539	241	150	1.508	162	149	159	160	151	127	172	273	219	1.572	2.502	48%
606	1.030	Eritrea	136	136	130	69	471	43	25	28	32	44	22	36	58	101	389	724	14%
93	335	Iraq	21	14	31	72	138	38	83	137	112	21	19	9	5	*	425	542	10%
319	482	Somalia	34	38	40	26	138	26	17	12	26	24	23	15	14	18	175	279	5%
20	241	Sudan	33	119	56	12	220	8	*	*	8	7	*	5	10	5	49	236	4%
*	90	Gambia	10	8	19	18	55	18	16	24	25	17	24	25	14	13	176	221	4%
50	99	Ethiopia	6	12	23	25	66	*	9	7	9	16	6	16	16	19	101	161	3%
188	171	Yemen	18	19	14	17	68	*	9	6	10	11	*	8	*	5	56	106	2%
72	71	Unknown	11	12	7	6	36	6	7	11	9	9	*	9	8	*	66	91	2%
72	81	Algeria	5	7	13	15	40	6	*	*	5	*	*	*	*	*	31	66	1%
357	407	Others	62	63	46	41	212	17	30	24	13	17	12	25	20	23	181	331	6%
4.207	5.804	Total	914	967	620	451	2.952	330	350	413	409	320	241	323	424	411	3.221	5.259	100%

* To conceal the lowest figures, all values between 0 and 4 are replaced by asterisk.

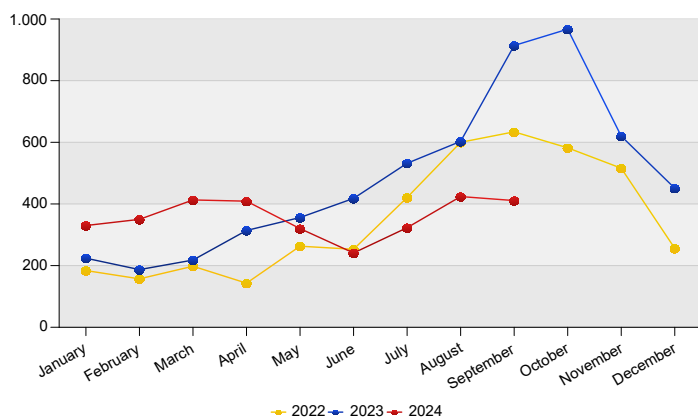
Top Unaccompanied minor asylum applications in The Netherlands September 2024

	Country of citizenship		%
1	Syrian Arab Republic	219	53%
2	Eritrea	101	25%
3	Ethiopia	19	5%
4	Somalia	18	4%
5	Gambia	13	3%
	Others	41	10%
Total September 2024		411	100%

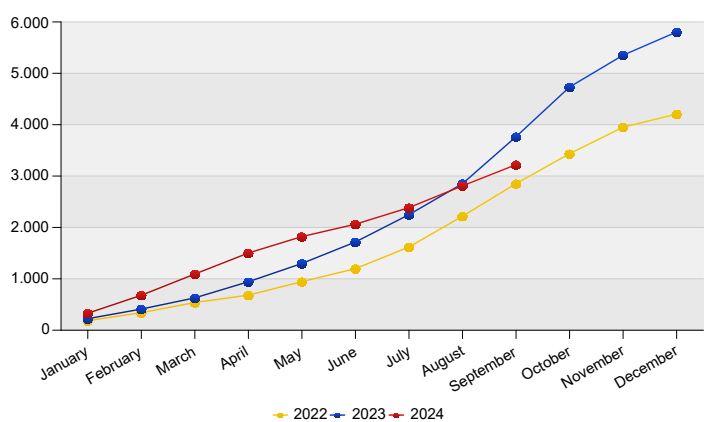
Top Nationalities unaccompanied minor asylum applications last twelve months
Period: Oct 2023 - Sep 2024
Number of unaccompanied minor asylum applications: 5.259



Unaccompanied minor asylum applications in The Netherlands



Cumulative development of Unaccompanied minor asylum applications in The Netherlands



Monthly First Asylum Applications in The Netherlands in 2024
 Source: METIS

Country of citizenships	Jan	Feb	Mar	Apr	May	Jun	Jul	Aug	Sep	2021	2022	2023	2024
Afghanistan	55	36	28	28	42	34	48	40	53	3.006	2.732	669	364
Albania	*	*	*	*	*	*	*	8	*	54	52	28	15
Algeria	157	83	58	68	68	53	66	81	86	1.105	1.206	1.556	720
Angola	*	5	*	*	*	*	*	*	*	5	17	26	26
Argentina	*	*	*	*	*	*	*	*	*	6	5	*	*
Armenia	*	*	*	*	*	*	*	*	13	33	50	50	27
Australia	*	*	*	*	*	*	*	*	*	*	*	*	*
Azerbaijan	12	11	26	5	12	5	10	21	17	78	127	121	119
Bahrain	*	*	*	*	*	*	*	*	*	*	5	9	*
Bangladesh	*	*	*	7	6	*	5	*	*	11	18	20	30
Barbados	*	*	*	*	*	*	*	*	*	*	*	*	*
Belarus	5	7	*	*	7	*	*	*	15	86	94	82	46
Belgium	*	*	*	*	*	*	*	*	*	*	*	*	*
Benin	*	*	*	*	*	*	*	*	*	*	9	25	6
Bolivia	*	*	*	*	*	*	*	*	*	*	7	6	5
Bosnia and Herzegovina	*	5	*	*	*	*	*	*	*	5	15	10	7
Brazil	*	*	*	*	*	*	*	*	*	17	12	9	16
Bulgaria	*	*	*	*	*	*	*	*	*	*	*	*	*
Burkina Faso	*	*	*	*	*	*	*	*	*	8	*	9	9
Burundi	*	*	*	*	*	*	*	*	*	*	16	6	6
Cambodia	*	*	*	*	*	*	*	*	*	*	*	*	*
Cameroon	*	14	*	*	5	*	*	*	*	17	24	58	39
Canada	*	*	*	*	*	*	*	*	*	*	*	*	*
Central African Republic	*	*	*	*	*	*	*	*	*	*	*	*	*
Chad	*	*	*	*	*	*	*	*	*	17	10	14	7
Chile	*	*	*	*	*	*	*	*	*	*	7	5	*
China (including Hong Kong)	20	19	12	11	11	17	35	16	11	153	151	409	152
Colombia	45	45	53	54	39	49	39	43	37	187	519	588	404
Comoros	*	*	*	*	*	*	*	*	*	*	*	*	*
Congo, the Democratic Republic of the	*	*	*	*	*	*	*	*	*	11	27	28	12
Congo, the Republic of the	*	*	*	*	*	*	*	*	*	25	22	23	16
Cote d'Ivoire	*	*	6	*	*	*	*	5	*	11	10	31	29
Croatia	*	*	*	*	*	*	*	*	*	*	*	*	*
Cuba	*	5	*	*	*	*	*	*	*	17	13	12	17
Czech Republic	*	*	*	*	*	*	*	*	*	*	*	*	*
Denmark	*	*	*	*	*	*	*	*	*	*	*	*	*
Djibouti	*	*	*	*	*	*	*	*	*	*	*	6	6
Dominica	*	*	*	*	*	*	*	*	*	*	*	*	*
Dominican Republic	*	*	*	*	*	*	*	*	*	*	7	13	5
Ecuador	*	*	*	*	23	9	*	*	*	*	*	28	47
Egypt	27	19	23	30	19	14	19	22	53	146	262	321	226
El Salvador	*	*	*	*	*	*	*	*	*	33	75	22	6
Equatorial Guinea	*	*	*	*	*	*	*	*	*	*	*	*	*
Eritrea	142	104	92	98	165	99	107	144	214	768	1.365	2.345	1.165
Estonia	*	*	*	*	*	*	*	*	*	*	*	*	*
Ethiopia	17	35	25	23	42	34	55	36	44	167	305	323	311
Federated States of Micronesia	*	*	*	*	*	*	*	*	*	*	*	*	*
Finland	*	*	*	*	*	*	*	*	*	*	*	*	*
France	*	*	*	*	*	*	*	*	*	*	5	*	7
Gabon	*	*	*	*	*	*	*	*	*	*	*	*	*
Gambia	35	37	39	47	28	36	41	31	36	140	102	209	330
Georgia	10	*	12	10	17	7	5	6	15	89	156	119	85
Germany	*	*	*	*	*	*	*	*	*	9	*	7	*
Ghana	9	6	*	9	*	*	6	*	*	40	35	57	48
Greece	*	*	*	*	*	*	*	*	*	*	*	*	*
Grenada	*	*	*	*	*	*	*	*	*	*	*	*	*
Guatemala	*	*	*	*	*	*	*	*	*	*	*	*	*
Guinea	27	16	16	11	16	13	11	15	11	79	95	163	136
Guinea-Bissau	*	*	*	*	*	*	*	*	*	*	*	6	*
Guyana	*	*	*	*	*	*	*	*	*	*	5	*	*
Haiti	*	*	*	*	*	*	*	*	*	15	10	23	6
Honduras	*	*	*	*	*	*	*	*	*	8	*	11	5
Hungary	*	*	*	*	*	*	*	*	*	*	*	*	6
India	5	9	11	*	15	6	6	*	5	120	123	149	60
Indonesia	*	*	*	*	*	*	*	*	*	6	*	*	*
Iran (Islamic Republic of)	69	59	50	73	72	50	59	50	86	263	702	1.122	568
Iraq	210	403	579	450	138	85	84	80	38	746	671	1.495	2.067
Israel	*	*	*	*	*	*	*	*	*	*	*	14	12
Italy	*	*	*	*	*	*	*	*	*	*	*	7	5
Jamaica	*	*	*	*	5	*	*	*	*	18	17	22	14
Japan	*	*	*	*	*	*	*	*	*	*	*	*	*
Jordan	9	8	10	*	6	14	5	*	*	19	85	117	57
Kazakhstan	*	*	7	*	*	*	*	*	*	13	41	47	20
Kenya	7	*	*	7	*	*	*	*	*	*	18	56	28
Korea, Republic of	*	*	*	*	*	*	*	*	*	7	*	*	*
Kosovo	*	*	*	*	*	*	*	*	*	*	9	9	*
Kuwait	*	*	*	*	*	*	*	*	*	*	9	10	*
Kyrgyzstan	*	*	*	*	*	*	*	*	*	*	18	7	10
Lao People's Democratic Republic	*	*	*	*	*	*	*	*	*	*	*	*	*
Latvia	*	*	*	*	*	*	*	*	*	*	*	*	*
Lebanon	13	*	7	*	*	7	*	*	10	69	65	78	52
Liberia	*	*	7	*	*	*	*	*	*	10	9	21	24

Monthly First Asylum Applications in The Netherlands in 2024
Source: METIS

Country of citizenships	Jan	Feb	Mar	Apr	May	Jun	Jul	Aug	Sep	2021	2022	2023	2024
Libyan Arab Jamahiriya	14	15	12	13	9	8	10	31	24	124	193	241	136
Lithuania	*	*	*	*	*	*	*	*	*	*	*	*	*
Madagascar	*	*	*	*	*	*	*	*	*	*	*	*	*
Malawi	*	*	*	*	*	*	*	*	*	*	*	5	5
Malaysia	*	*	*	*	*	*	*	*	*	10	*	*	*
Maldives	*	*	*	*	*	*	*	*	*	*	*	*	*
Mali	*	*	*	*	*	*	*	*	*	23	20	26	19
Mauritania	*	*	*	*	*	*	*	*	*	5	*	*	*
Mauritius	*	*	*	*	*	*	*	*	*	*	*	*	*
Mexico	*	*	*	*	*	*	*	*	*	16	14	13	7
Moldova, Republic of	70	57	52	35	22	23	8	40	43	40	205	652	350
Monaco	*	*	*	*	*	*	*	*	*	*	*	*	*
Mongolia	*	*	*	*	6	*	*	*	7	8	5	12	17
Morocco	56	58	51	32	62	44	53	43	54	907	721	884	453
Mozambique	*	*	*	*	*	*	*	*	*	*	*	*	*
Myanmar	9	*	*	*	*	5	8	*	10	16	58	50	39
Namibia	*	*	*	*	*	*	*	*	*	*	*	8	*
Nepal	*	*	*	*	*	*	*	*	*	*	9	6	6
Netherlands	*	*	*	*	*	*	*	*	*	*	*	12	26
Nicaragua	*	*	*	*	*	*	*	*	*	*	67	22	14
Niger	*	*	*	*	*	5	*	*	*	16	18	34	15
Nigeria	66	63	63	56	73	45	76	59	75	418	521	656	576
Oman	*	*	*	*	*	*	*	*	*	*	*	5	*
Pakistan	62	31	30	38	26	41	31	40	36	443	877	637	335
Palestinian Territory, Occupied	*	*	*	*	*	*	6	*	*	17	32	28	27
Panama	*	*	*	*	*	*	*	*	*	*	*	*	6
Paraguay	*	*	*	*	*	*	*	*	*	*	*	*	*
Peru	*	*	7	*	*	*	*	*	*	6	19	63	18
Philippines	*	*	*	*	*	*	*	*	*	*	*	*	7
Poland	*	*	*	*	*	*	*	*	5	*	8	7	10
Qatar	*	*	*	*	*	*	*	*	*	*	*	*	*
Republic of North Macedonia	*	*	*	*	5	*	*	*	8	15	14	20	23
Romania	*	*	*	*	*	*	*	*	*	*	*	*	8
Russian Federation	21	21	34	17	21	18	17	12	47	205	590	330	208
Rwanda	*	*	*	*	*	*	*	*	*	9	6	11	5
Saint Lucia	*	*	*	*	*	*	*	*	*	*	*	*	*
Saint Vincent and the Grenadines	*	*	*	*	*	*	*	*	*	*	*	*	*
Sao Tome and Principe	*	*	*	*	*	*	*	*	*	*	*	*	*
Saudi Arabia	*	*	*	*	*	*	*	*	*	31	38	29	19
Senegal	*	6	10	5	5	6	9	*	5	42	20	23	48
Serbia	*	*	*	*	8	*	*	*	*	32	26	36	19
Sierra Leone	21	10	31	23	12	25	12	25	11	66	84	340	170
Somalia	123	96	77	106	134	79	110	61	78	903	1.457	1.807	864
South Africa	*	*	*	*	*	*	*	*	*	7	17	19	16
South Sudan	*	*	*	*	*	5	*	*	*	16	7	25	14
Spain	*	*	*	*	*	*	*	*	*	*	*	6	*
Sri Lanka	*	*	*	*	*	9	6	5	*	20	31	38	36
Stateless	*	6	*	*	*	*	*	*	6	43	39	61	22
Sudan	39	28	42	42	67	10	101	48	50	135	195	809	427
Suriname	*	*	*	*	*	*	*	*	*	*	9	8	9
Swaziland	*	*	*	*	*	*	*	*	*	*	*	*	*
Sweden	*	*	*	*	*	*	*	*	*	*	*	*	*
Syrian Arab Republic	1.184	800	920	1.042	968	713	1.002	1.109	1.188	8.323	12.648	13.028	8.926
Taiwan	*	*	*	*	*	*	*	*	*	*	*	*	*
Tajikistan	*	*	*	*	*	*	*	*	11	17	48	34	28
Tanzania, United Republic of	*	*	*	*	*	*	*	*	*	5	11	20	16
Thailand	*	*	*	*	*	*	*	*	*	*	*	*	*
Togo	*	*	*	*	*	*	*	*	*	*	*	*	*
Trinidad and Tobago	*	*	6	*	*	*	*	*	*	9	19	7	11
Tunisia	36	23	29	10	33	23	32	36	23	264	285	429	245
Turkey	241	110	144	116	146	129	164	180	172	2.459	2.684	2.862	1.402
Turkmenistan	7	*	*	*	*	*	*	*	*	19	26	11	12
Uganda	31	26	18	25	28	23	25	12	18	57	192	284	206
Ukraine	37	48	49	27	50	37	48	49	31	71	1.060	601	376
United Arab Emirates	*	*	*	*	*	*	*	*	*	*	*	*	*
United Kingdom	*	*	*	*	*	*	*	*	*	*	8	*	9
United States of America	*	*	*	*	*	*	*	*	*	14	17	18	*
Unknown	123	105	121	130	158	103	134	120	104	829	1.113	1.231	1.098
Uruguay	*	*	*	*	*	*	*	*	*	*	*	*	*
Uzbekistan	5	10	5	*	*	*	*	*	7	22	58	53	36
Venezuela	11	16	10	*	17	12	12	19	25	72	175	167	126
Viet Nam	*	*	*	*	*	*	*	*	*	13	7	26	6
Yemen	132	162	178	128	129	80	61	55	62	1.189	2.428	1.982	987
Zambia	*	*	*	*	*	*	*	*	*	*	5	*	*
Zimbabwe	*	*	6	*	*	*	*	*	*	6	18	25	23
Other	*	*	*	*	*	*	*	*	*	32	18	*	*
Totaal	3.256	2.694	3.064	2.884	2.824	2.049	2.608	2.637	2.918	24.686	35.535	38.377	24.934

* To conceal the lowest figures, all values between 0 and 4 are replaced by asterisk.
Selection criterion for this table: all nationalities with at least 1 application in the current year.