



Immigratie- en Naturalisatiedienst  
*Ministerie van Justitie en Veiligheid*

## **Asylum Trends**

Monthly Report on Asylum Applications in The Netherlands

September 2023

## Colophon

**Title** Asylum Trends

**Subtitle** Monthly Report on Asylum Applications in The Netherlands  
Recent trends

**Author** Ministry of Justice and Security  
Immigration and Naturalisation Service (IND)  
IND Business Information Centre (BIC)  
Rijnstraat 8 | 2515 XP Den Haag  
Postbus 16275 | 2500 BG Den Haag

Migratie in beweging



EUROPESE UNIE  
Het Fonds voor asiel,  
migratie en integratie

# Contents

<i>Colophon</i>	2
-----------------	---

## **Asylum applications in The Netherlands**

Total asylum applications in The Netherlands	4
First asylum applications in The Netherlands	5
Repeated asylum applications in The Netherlands	6
Family reunification in The Netherlands	7
Unaccompanied minor asylum seekers in The Netherlands	8
Monthly first asylum applications in The Netherlands	9

## **Appendix**

Appendix: Relocation and Resettlement

**Total asylum influx in The Netherlands (first applications, repeated applications, family reunification influx)**  
Source: METIS

Top 10 Last thirteen months **total** asylum applications in The Netherlands

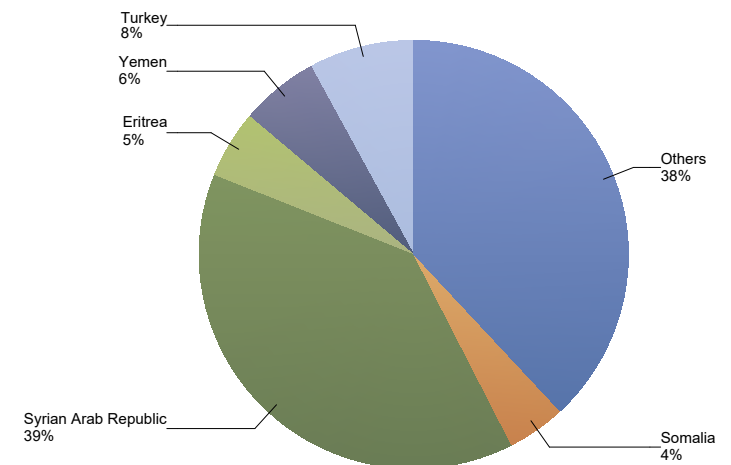
Total 2021	Total 2022	Country of citizenship	2022					2023												Last 12 months	Perc
			Sep	Oct	Nov	Dec	Total	Jan	Feb	Mar	Apr	May	Jun	Jul	Aug	Sep	Total				
14.904	19.989	Syrian Arab Republic	2.702	2.099	1.865	1.015	7.681	824	746	1.099	1.163	1.374	1.604	1.880	1.914	2.279	12.883	17.862	39%		
3.215	3.802	Turkey	466	388	276	253	1.383	225	234	288	253	264	319	425	379	380	2.767	3.684	8%		
1.855	2.813	Yemen	301	300	281	142	1.024	166	170	240	239	242	238	253	216	248	2.012	2.735	6%		
1.576	1.935	Eritrea	237	214	184	136	771	139	176	175	139	205	226	296	240	237	1.833	2.367	5%		
1.059	1.624	Somalia	138	145	191	205	679	171	161	184	144	202	159	219	149	108	1.497	2.038	4%		
1.176	1.264	Algeria	84	133	203	165	585	158	144	150	95	128	148	132	108	108	1.186	1.687	4%		
1.133	933	Iraq	87	104	66	141	398	84	97	109	222	158	123	122	89	108	1.112	1.423	3%		
607	1.135	Iran (Islamic Republic of)	133	137	161	121	552	161	109	139	115	118	95	95	55	98	985	1.404	3%		
952	1.277	Unknown	163	125	122	113	523	119	86	95	88	97	115	108	110	121	939	1.299	3%		
3.425	2.945	Afghanistan	254	141	128	93	616	88	98	62	64	76	78	67	43	86	662	1.024	2%		
6.718	10.274	Others	924	1.082	1.107	859	3.972	876	816	831	759	744	938	957	926	892	7.739	10.787	23%		
36.620	47.991	Total	5.489	4.868	4.584	3.243	18.184	3.011	2.837	3.372	3.281	3.608	4.043	4.554	4.244	4.665	33.615	46.310	100%		

\* To conceal the lowest figures, all values between 0 and 4 are replaced by asterisk.

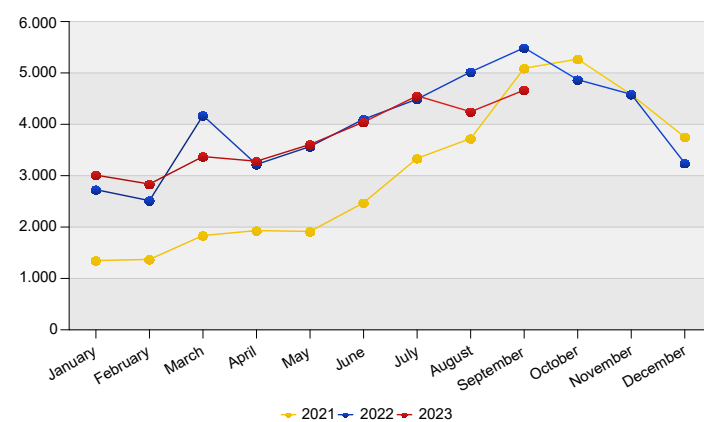
Top Total asylum applications in The Netherlands  
September 2023

	Country of citizenship		%
1	Syrian Arab Republic	2.279	49%
2	Turkey	380	8%
3	Yemen	248	5%
4	Eritrea	237	5%
5	Unknown	121	3%
6	Algeria	108	2%
7	Iraq	108	2%
8	Somalia	108	2%
9	Iran (Islamic Republic of)	98	2%
10	Afghanistan	86	2%
11	Morocco	84	2%
12	Nigeria	81	2%
	Others	727	16%
<b>Total September 2023</b>		<b>4.665</b>	<b>100%</b>

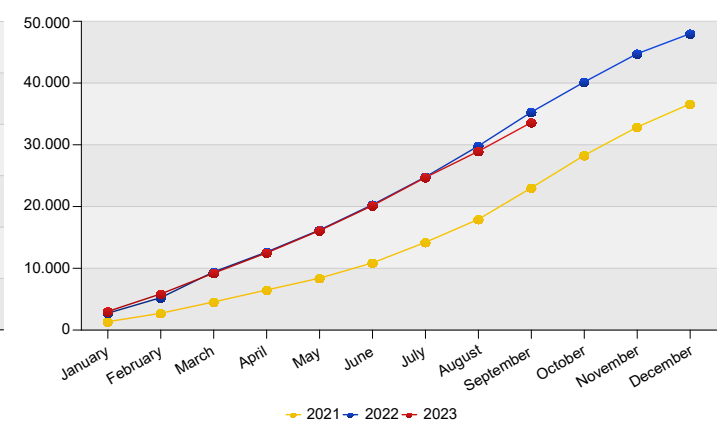
Top Nationalities total applications last twelve months  
Period: Oct 2022 - Sep 2023  
Number of total asylum applications: 46.310



Total asylum applications in The Netherlands



Cumulative development of total asylum applications in The Netherlands



**First asylum applications in The Netherlands**  
Source: METIS

Top 10 Last thirteen months **first** asylum applications in The Netherlands

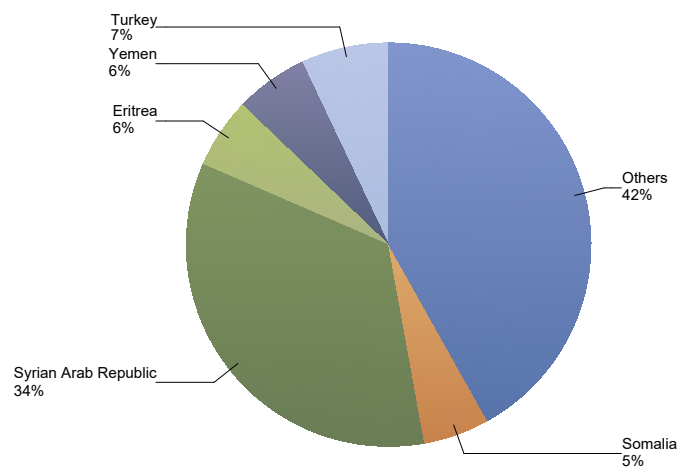
Total 2021	Total 2022 **	Country of citizenship	2022					2023												Last 12 months	Perc
			Sep	Oct	Nov	Dec	Total	Jan	Feb	Mar	Apr	May	Jun	Jul	Aug	Sep	Total				
8.323	12.648	Syrian Arab Republic	2.047	1.738	1.652	794	6.231	638	454	463	584	764	1.030	1.278	1.368	1.672	8.251	12.435	34%		
2.459	2.684	Turkey	386	302	218	173	1.079	163	155	157	149	152	203	312	304	260	1.855	2.548	7%		
1.189	2.428	Yemen	285	284	265	127	961	156	151	187	219	133	168	181	113	120	1.428	2.104	6%		
768	1.365	Eritrea	167	151	152	95	565	90	138	155	103	188	213	294	235	220	1.636	2.034	6%		
903	1.457	Somalia	115	134	181	175	605	161	157	167	139	190	150	209	141	105	1.419	1.909	5%		
1.105	1.206	Algeria	82	130	197	154	563	153	139	142	89	119	144	123	113	102	1.124	1.605	4%		
829	1.113	Unknown	151	122	113	101	487	113	75	78	80	90	102	106	108	116	868	1.204	3%		
263	702	Iran (Islamic Republic of)	105	97	126	89	417	141	99	116	104	107	83	83	50	89	872	1.184	3%		
746	671	Iraq	67	85	61	115	328	64	67	54	194	135	80	112	43	89	838	1.099	3%		
3.006	2.732	Afghanistan	243	121	110	69	543	65	84	39	42	51	61	53	40	56	491	791	2%		
5.095	8.529	Others	785	912	997	703	3.397	756	690	689	659	629	811	821	803	794	6.652	9.264	26%		
24.686	35.535	Total	4.433	4.076	4.072	2.595	15.176	2.500	2.209	2.247	2.362	2.558	3.045	3.572	3.318	3.623	25.434	36.177	100%		

\* To conceal the lowest figures, all values between 0 and 4 are replaced by asterisk.

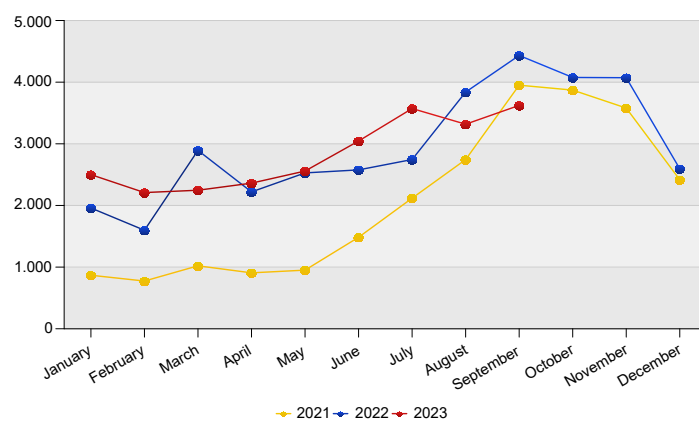
Top First asylum applications in The Netherlands  
September 2023

	Country of citizenship		%
1	Syrian Arab Republic	1.672	46%
2	Turkey	260	7%
3	Eritrea	220	6%
4	Yemen	120	3%
5	Unknown	116	3%
6	Somalia	105	3%
7	Algeria	102	3%
8	Iran (Islamic Republic of)	89	2%
9	Iraq	89	2%
10	Nigeria	73	2%
11	Sudan	68	2%
	Others	709	20%
<b>Total September 2023</b>		<b>3.623</b>	<b>100%</b>

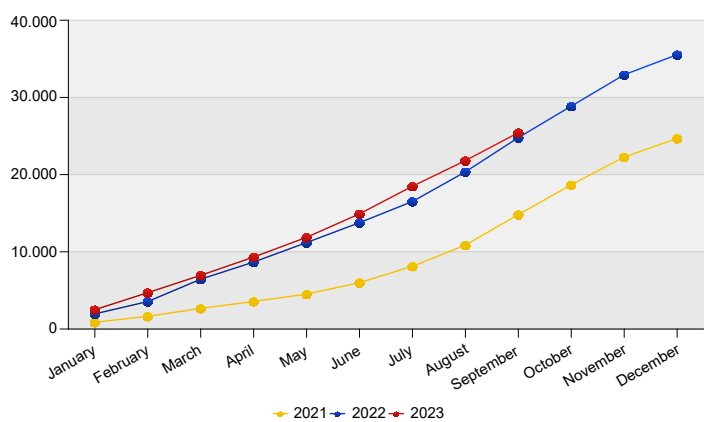
Top Nationalities first applications last twelve months  
Period: Oct 2022 - Sep 2023  
Number of first asylum applications: 36.177



First asylum applications in The Netherlands



Cumulative development of first asylum applications in The Netherlands



**Repeated asylum applications in The Netherlands**  
Source: METIS

Top 10 Last thirteen months repeated asylum applications in The Netherlands

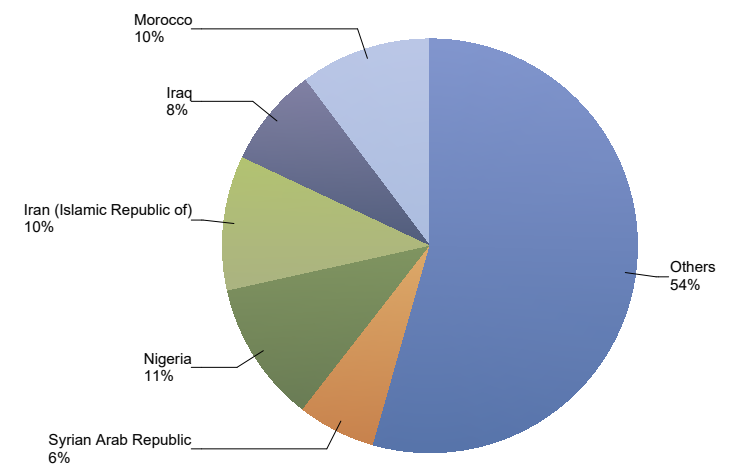
Total 2021	Total 2022	Country of citizenship	2022					2023										Last 12 months	Perc
			Sep	Oct	Nov	Dec	Total	Jan	Feb	Mar	Apr	May	Jun	Jul	Aug	Sep	Total		
92	151	Nigeria	7	17	10	20	54	9	12	10	23	11	17	13	11	8	114	161	11%
221	218	Iran (Islamic Republic of)	7	20	28	23	78	17	*	18	8	7	7	12	*	7	82	153	10%
73	54	Morocco	*	9	15	11	38	14	11	17	11	17	*	9	15	17	115	150	10%
122	132	Iraq	9	9	5	7	30	10	*	16	6	8	13	6	22	9	92	113	8%
142	103	Syrian Arab Republic	6	14	12	5	37	8	13	5	*	*	10	9	*	*	58	89	6%
62	54	Algeria	*	*	*	11	19	5	5	8	6	9	*	9	10	6	62	79	5%
77	43	Eritrea	5	*	8	5	22	*	6	*	7	*	6	*	*	7	39	56	4%
33	39	Uganda	*	7	*	*	14	5	*	5	5	7	*	5	7	*	41	53	4%
66	42	Somalia	11	*	*	11	27	*	*	*	5	7	*	6	*	*	30	46	3%
27	25	Gambia	*	*	*	5	12	*	*	*	*	*	*	*	7	*	25	37	3%
899	668	Others	38	40	43	47	168	41	56	39	34	45	37	60	45	37	394	524	36%
1.814	1.529	Total	90	130	130	149	499	116	116	127	110	122	104	131	127	99	1.052	1.461	100%

\* To conceal the lowest figures, all values between 0 and 4 are replaced by asterisk.

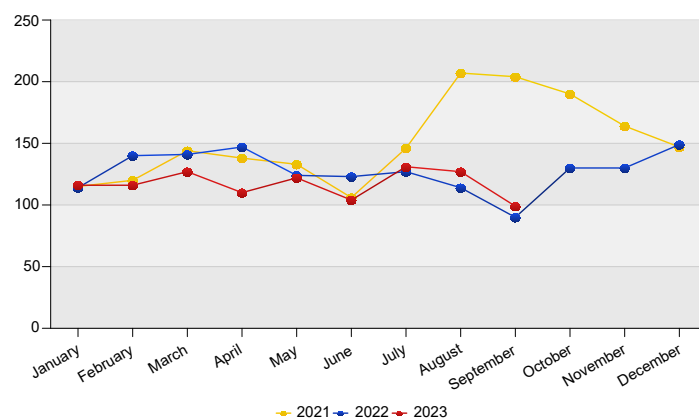
Top Repeated asylum applications in The Netherlands September 2023

Country of citizenship		%
1 Morocco	17	17%
2 Iraq	9	9%
3 Nigeria	8	8%
4 Eritrea	7	7%
5 Iran (Islamic Republic of)	7	7%
6 Algeria	6	6%
Others	45	45%
<b>Total September 2023</b>	<b>99</b>	<b>100%</b>

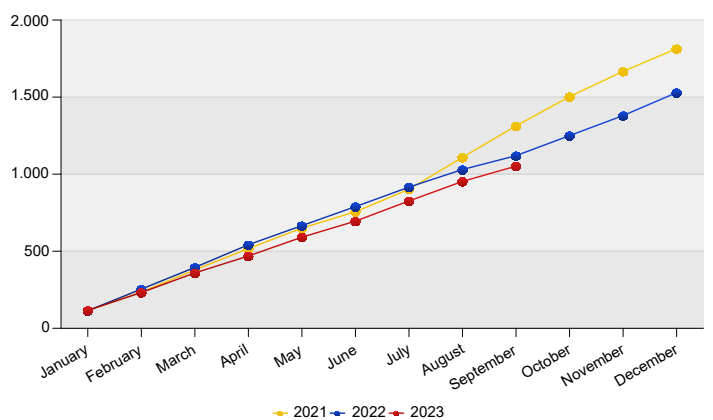
Top Nationalities repeated asylum applications last twelve months  
Period: Oct 2022 - Sep 2023  
Number of repeated asylum applications: 1.461



Repeated asylum applications in The Netherlands



Cumulative development of repeated asylum applications in The Netherlands



**Influx of family reunification in The Netherlands (Council Directive 2003/86/EC Chapter V)**  
 Source: METIS

Top 10 Last thirteen months Influx of family reunification in The Netherlands

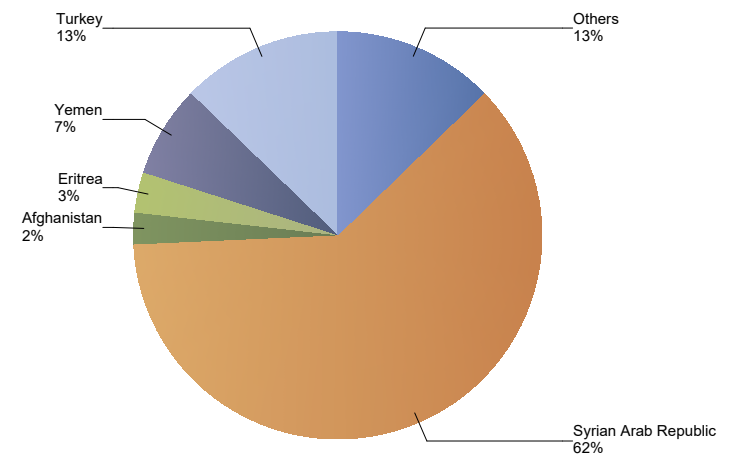
Total 2021	Total 2022	Country of citizenship	2022				2023												Last 12 months	Perc
			Sep	Oct	Nov	Dec	Total	Jan	Feb	Mar	Apr	May	Jun	Jul	Aug	Sep	Total			
6.439	7.238	Syrian Arab Republic	649	347	201	216	1.413	178	279	631	576	606	564	593	543	604	4.574	5.338	62%	
735	1.094	Turkey	78	85	52	79	294	61	76	129	103	107	116	111	70	119	892	1.108	13%	
651	377	Yemen	16	16	15	15	62	10	19	53	20	109	70	72	103	127	583	629	7%	
731	527	Eritrea	65	59	24	36	184	45	32	18	29	13	7	*	*	10	158	277	3%	
118	159	Afghanistan	11	19	13	21	64	21	12	21	22	25	17	13	*	30	163	216	2%	
265	130	Iraq	11	10	*	19	40	10	28	39	22	15	30	*	24	10	182	211	2%	
342	370	Stateless	24	40	10	25	99	8	17	29	9	5	11	10	8	14	111	186	2%	
168	137	Pakistan	22	22	7	15	66	6	6	*	*	7	17	10	17	*	70	114	1%	
90	125	Somalia	12	8	8	19	47	9	*	13	*	5	8	*	7	*	48	83	1%	
123	215	Iran (Islamic Republic of)	21	20	7	9	57	*	7	5	*	*	5	*	*	*	31	67	1%	
458	555	Others	57	36	45	45	183	44	35	56	25	32	49	32	21	23	317	443	5%	
10.120	10.927	<b>Total</b>	<b>966</b>	<b>662</b>	<b>382</b>	<b>499</b>	<b>2.509</b>	<b>395</b>	<b>512</b>	<b>998</b>	<b>809</b>	<b>928</b>	<b>894</b>	<b>851</b>	<b>799</b>	<b>943</b>	<b>7.129</b>	<b>8.672</b>	<b>100%</b>	

\* To conceal the lowest figures, all values between 0 and 4 are replaced by asterisk.

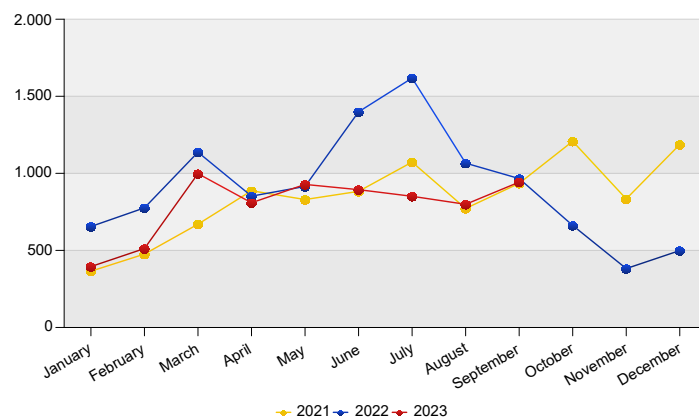
Top Influx of family reunification in The Netherlands  
 September 2023

Country of citizenship			%
1	Syrian Arab Republic	604	64%
2	Yemen	127	13%
3	Turkey	119	13%
4	Afghanistan	30	3%
5	Stateless	14	1%
	Others	49	5%
<b>Total September 2023</b>		<b>943</b>	<b>100%</b>

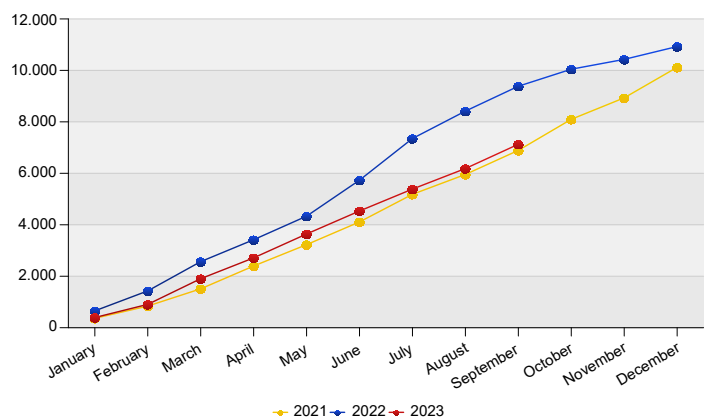
Top Nationalities Influx of family reunification last twelve months  
 Period: Oct 2022 - Sep 2023  
 Number of influx family reunification: 8.672



Influx of family reunification in The Netherlands



Cumulative development of Influx of family reunification in The Netherlands



**Influx of indicated unaccompanied minor asylum seekers in The Netherlands**  
 Source: METIS

Top 10 Unaccompanied minor asylum applications in The Netherlands

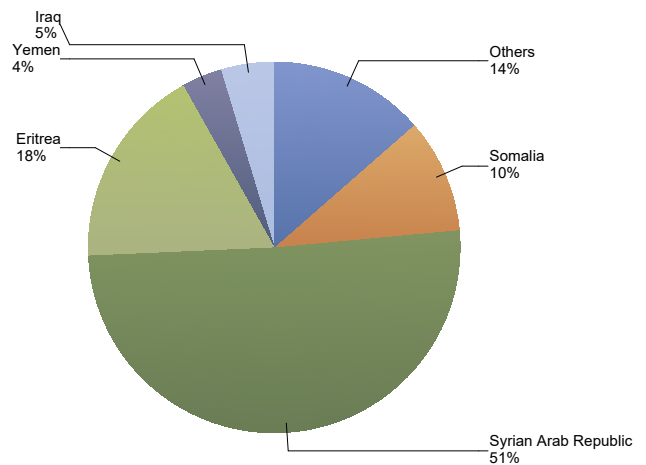
Total 2021	Total 2022	Country of citizenship	2022					2023										Last 12 months	Perc
			Sep	Oct	Nov	Dec	Total	Jan	Feb	Mar	Apr	May	Jun	Jul	Aug	Sep	Total		
1.078	2.427	Syrian Arab Republic	408	360	299	126	1.193	85	45	63	111	145	208	263	373	572	1.865	2.650	51%
235	606	Eritrea	84	68	76	27	255	23	42	55	47	73	90	165	115	134	744	915	18%
185	319	Somalia	32	45	31	48	156	45	46	42	42	61	37	49	38	36	396	520	10%
163	93	Iraq	13	18	6	*	40	12	11	7	63	41	30	28	*	20	216	243	5%
70	188	Yemen	22	25	27	8	82	15	9	22	27	7	9	*	12	18	123	183	4%
87	145	Afghanistan	12	16	29	11	68	11	7	7	*	6	9	10	8	15	75	131	3%
72	72	Algeria	*	5	13	15	36	7	5	*	*	8	*	7	7	11	56	89	2%
13	20	Sudan	*	*	*	*	8	*	*	*	*	*	*	*	8	34	59	64	1%
68	72	Unknown	14	8	9	*	32	*	*	*	*	*	5	8	5	11	45	63	1%
*	52	Turkey	17	17	*	*	36	*	*	*	*	*	5	5	16	5	38	57	1%
216	213	Others	26	20	22	14	82	20	15	14	17	14	19	41	48	59	247	303	6%
2.191	4.207	Total	634	582	516	256	1.988	227	186	217	319	362	420	584	634	915	3.864	5.218	100%

\* To conceal the lowest figures, all values between 0 and 4 are replaced by asterisk.

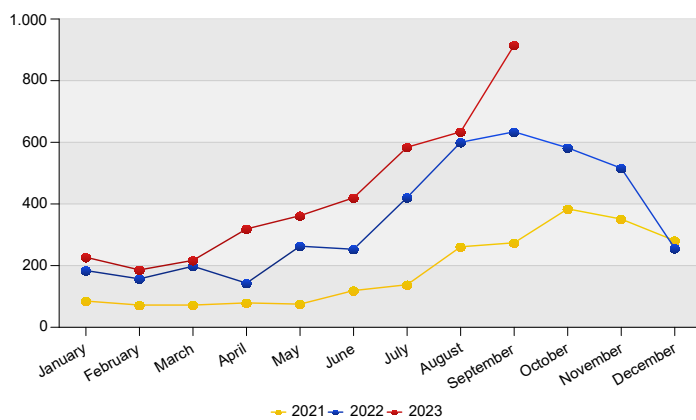
Top Unaccompanied minor asylum applications in The Netherlands September 2023

Country of citizenship			%
1	Syrian Arab Republic	572	63%
2	Eritrea	134	15%
3	Somalia	36	4%
4	Sudan	34	4%
5	Iraq	20	2%
	Others	119	13%
<b>Total September 2023</b>		<b>915</b>	<b>100%</b>

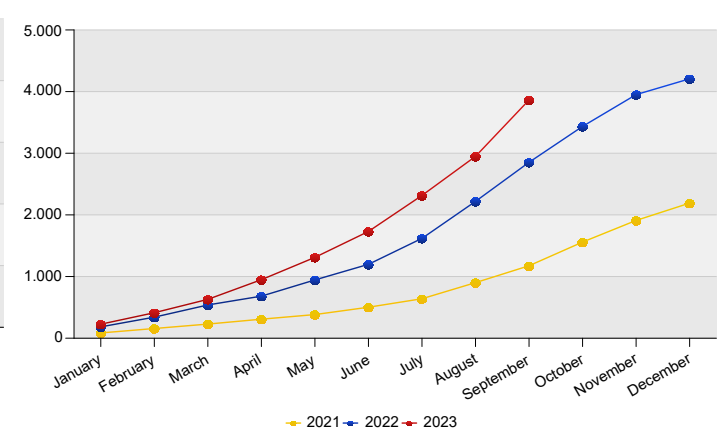
Top Nationalities unaccompanied minor asylum applications last twelve months  
 Period: Oct 2022 - Sep 2023  
 Number of unaccompanied minor asylum applications: 5.218



Unaccompanied minor asylum applications in The Netherlands



Cumulative development of Unaccompanied minor asylum applications in The Netherlands





**Monthly First Asylum Applications in The Netherlands in 2023**  
Source: METIS

Country of citizenships	Jan	Feb	Mar	Apr	May	Jun	Jul	Aug	Sep	2020	2021	2022	2023
Afghanistan	65	84	39	42	51	61	53	40	56	389	3.006	2.732	491
Albania	*	8	*	*	*	*	*	*	*	82	54	52	19
Algeria	153	139	142	89	119	144	123	113	102	993	1.105	1.206	1.124
Angola	*	*	*	*	*	*	*	*	*	12	5	17	18
Argentina	*	*	*	*	*	*	*	*	*	*	6	5	*
Armenia	*	5	*	*	*	*	6	8	*	25	33	50	32
Australia	*	*	*	*	*	*	*	*	*	*	*	*	*
Azerbaijan	11	17	7	24	9	8	12	7	*	115	78	127	97
Bahrain	*	6	*	*	*	*	*	*	*	5	*	5	7
Bangladesh	*	*	*	*	*	*	*	*	*	21	11	18	17
Belarus	14	*	*	7	*	14	10	6	5	84	86	94	62
Belgium	*	*	*	*	*	*	*	*	*	*	*	*	*
Benin	*	*	*	*	*	*	*	6	5	*	*	9	17
Bolivia	*	*	*	5	*	*	*	*	*	*	*	7	6
Bosnia and Herzegovina	*	*	*	*	*	*	*	*	*	11	5	15	8
Botswana	*	*	*	*	*	*	*	*	*	*	*	*	*
Brazil	*	*	*	*	*	*	*	*	*	19	17	12	*
Bulgaria	*	*	*	*	*	*	*	*	*	5	*	*	*
Burkina Faso	*	*	*	*	*	*	*	*	*	8	8	*	6
Burundi	*	*	*	*	*	*	*	*	*	*	*	16	5
Cambodia	*	*	*	*	*	*	*	*	*	*	*	*	*
Cameroon	*	*	5	15	7	*	5	*	6	36	17	24	50
Canada	*	*	*	*	*	*	*	*	*	*	*	*	*
Cape Verde	*	*	*	*	*	*	*	*	*	*	*	*	*
Central African Republic	*	*	*	*	*	*	*	*	*	*	*	*	*
Chad	*	*	*	*	*	*	*	*	*	11	17	10	8
Chile	*	*	*	*	*	*	*	*	*	*	*	7	*
China (including Hong Kong)	27	18	17	22	13	19	17	25	43	56	153	151	201
Colombia	11	54	53	45	43	49	52	39	28	106	187	519	374
Comoros	*	*	*	*	*	*	*	*	*	*	*	*	*
Congo, the Democratic Republic of the	*	*	*	*	*	*	*	*	*	10	11	27	20
Congo, the Republic of the	*	*	*	*	5	*	*	*	*	17	25	22	16
Costa Rica	*	*	*	*	*	*	*	*	*	*	*	*	*
Cote d'Ivoire	*	*	5	*	*	*	*	*	*	29	11	10	17
Cuba	*	*	*	*	*	5	*	*	*	8	17	13	12
Czech Republic	*	*	*	*	*	*	*	*	*	5	*	*	*
Djibouti	*	*	*	*	*	*	*	*	*	*	*	*	*
Dominica	*	*	*	*	*	*	*	*	*	*	*	*	*
Dominican Republic	*	*	*	*	*	*	5	*	*	5	*	7	9
Ecuador	*	*	*	*	6	6	*	*	*	*	*	*	16
Egypt	20	13	26	14	13	22	28	42	42	101	146	262	220
El Salvador	*	*	*	*	*	*	*	*	*	28	33	75	9
Equatorial Guinea	*	*	*	*	*	*	*	*	*	*	*	*	*
Eritrea	90	138	155	103	188	213	294	235	220	368	768	1.365	1.636
Estonia	*	*	*	*	*	*	*	*	*	*	*	*	*
Ethiopia	19	19	22	21	15	17	32	31	16	44	167	305	192
France	*	*	*	*	*	*	*	*	*	*	*	5	*
Gambia	14	8	9	6	14	10	20	19	16	204	140	102	116
Georgia	14	15	8	7	10	12	10	10	*	163	89	156	86
Germany	*	*	*	*	*	*	*	*	*	6	9	*	7
Ghana	5	6	5	*	5	5	*	*	7	41	40	35	38
Greece	*	*	*	*	*	*	*	*	*	*	*	*	*
Guatemala	*	*	*	*	*	*	*	*	*	*	*	*	*
Guinea	18	*	7	5	8	11	7	17	24	108	79	95	101
Guinea-Bissau	*	*	*	*	*	*	*	*	*	10	*	*	*
Guyana	*	*	*	*	*	*	*	*	*	*	*	5	*
Haiti	*	*	8	*	*	*	*	*	*	*	15	10	17
Honduras	*	*	*	*	*	*	*	*	*	6	8	*	8
Hungary	*	*	*	*	*	*	*	*	*	5	*	*	*
India	26	14	15	17	14	18	8	13	*	14	120	123	128
Indonesia	*	*	*	*	*	*	*	*	*	9	6	*	*
Iran (Islamic Republic of)	141	99	116	104	107	83	83	50	89	370	263	702	872
Iraq	64	67	54	194	135	80	112	43	89	336	746	671	838
Ireland	*	*	*	*	*	*	*	*	*	*	*	*	*
Israel	*	*	*	*	6	*	*	*	*	*	*	*	8
Italy	*	*	*	*	*	*	*	*	*	5	*	*	6
Jamaica	6	*	*	11	*	*	*	*	*	6	18	17	22
Japan	*	*	*	*	*	*	*	*	*	*	*	*	*
Jordan	18	11	7	6	5	7	13	8	9	55	19	85	84
Kazakhstan	*	6	6	*	*	8	7	*	5	28	13	41	40
Kenya	*	*	*	26	*	*	5	*	*	12	*	18	42
Korea, Democratic People's Republic of	*	*	*	*	*	*	*	*	*	*	*	5	*
Kosovo	*	*	*	*	*	*	*	*	*	*	*	9	5
Kuwait	*	*	*	*	*	*	*	*	*	8	*	9	8
Kyrgyzstan	*	*	*	*	*	*	*	*	5	*	*	18	7
Lao People's Democratic Republic	*	*	*	*	*	*	*	*	*	*	*	*	*
Latvia	*	*	*	*	*	*	*	*	*	*	*	*	*
Lebanon	9	5	*	7	*	8	6	5	*	88	69	65	48
Liberia	*	*	*	*	*	*	*	*	*	11	10	9	15
Libyan Arab Jamahiriya	33	23	16	*	21	19	20	18	9	188	124	193	163
Lithuania	*	*	*	*	*	*	*	*	*	*	*	*	*
Madagascar	*	*	*	*	*	*	*	*	*	*	*	*	*

**Monthly First Asylum Applications in The Netherlands in 2023**  
Source: METIS

Country of citizenships	Jan	Feb	Mar	Apr	May	Jun	Jul	Aug	Sep	2020	2021	2022	2023
Malawi	*	*	*	*	*	*	*	*	*	*	*	*	5
Malaysia	*	*	*	*	*	*	*	*	*	*	10	*	*
Mali	*	5	*	*	*	*	*	*	5	21	23	20	21
Malta	*	*	*	*	*	*	*	*	*	*	*	*	*
Mauritania	*	*	*	*	*	*	*	*	*	11	5	*	*
Mexico	*	*	*	*	*	*	*	*	*	7	16	14	8
Moldova, Republic of	10	26	32	47	52	63	37	70	16	32	40	205	353
Mongolia	*	*	*	*	*	*	*	*	*	13	8	5	11
Montenegro	*	*	*	*	*	*	*	*	*	*	*	*	*
Morocco	93	85	64	48	59	68	93	55	67	774	907	721	632
Mozambique	*	*	*	*	*	*	*	*	*	*	*	*	*
Myanmar	*	*	*	8	5	11	*	*	*	16	16	58	37
Namibia	*	*	*	*	*	*	*	*	*	*	*	*	*
Nepal	*	*	*	*	*	*	*	*	*	*	*	9	5
Netherlands	*	*	*	*	*	*	*	*	*	*	*	*	*
Nicaragua	*	6	*	*	*	*	*	*	*	5	*	67	12
Niger	5	*	*	*	*	*	*	*	*	27	16	18	22
Nigeria	38	51	39	56	41	84	63	53	73	633	418	521	498
Norway	*	*	*	*	*	*	*	*	*	*	*	*	*
Oman	*	*	*	*	*	*	*	*	*	*	*	*	*
Pakistan	62	45	52	39	45	52	68	52	42	267	443	877	457
Palestinian Territory, Occupied	*	*	*	*	*	*	*	7	*	17	17	32	15
Panama	*	*	*	*	*	*	*	*	*	*	*	*	*
Paraguay	*	*	*	*	*	*	*	*	*	*	*	*	*
Peru	15	*	6	*	*	*	*	5	11	7	6	19	44
Philippines	*	*	*	*	*	*	*	*	*	8	*	*	*
Poland	*	*	*	*	*	*	*	*	*	10	*	8	6
Portugal	*	*	*	*	*	*	*	*	*	*	*	*	*
Qatar	*	*	*	*	*	*	*	*	*	*	*	*	*
Republic of North Macedonia	*	*	*	*	*	*	*	*	*	54	15	14	9
Romania	*	*	*	*	*	*	*	*	*	*	*	*	*
Russian Federation	29	31	29	31	14	35	33	29	21	180	205	590	252
Rwanda	*	*	*	*	*	*	*	*	*	5	9	6	7
Saint Lucia	*	*	*	*	*	*	*	*	*	*	*	*	*
Saint Vincent and the Grenadines	*	*	*	*	*	*	*	*	*	*	*	*	*
Sao Tome and Principe	*	*	*	*	*	*	*	*	*	*	*	*	*
Saudi Arabia	*	5	*	*	*	*	*	*	*	9	31	38	19
Senegal	*	*	5	*	*	*	*	*	*	45	42	20	17
Serbia	15	*	*	*	*	*	8	*	*	82	32	26	32
Sierra Leone	8	9	15	9	25	15	24	36	50	58	66	84	191
Somalia	161	157	167	139	190	150	209	141	105	202	903	1.457	1.419
South Africa	*	*	*	*	*	*	*	*	*	5	7	17	11
South Sudan	*	*	*	*	*	*	*	*	*	8	16	7	10
Spain	*	*	*	*	*	*	*	*	*	*	*	*	*
Sri Lanka	8	*	*	7	*	*	*	6	*	22	20	31	32
Stateless	5	*	9	5	10	*	6	*	9	33	43	39	50
Sudan	29	22	12	11	25	50	41	41	68	157	135	195	299
Suriname	*	*	*	*	*	*	*	*	*	17	*	9	8
Sweden	*	*	*	*	*	*	*	*	*	*	*	*	*
Syrian Arab Republic	638	454	463	584	764	1.030	1.278	1.368	1.672	4.022	8.323	12.648	8.251
Taiwan	*	*	*	*	*	*	*	*	*	*	*	*	*
Tajikistan	*	*	*	*	*	*	*	*	9	19	17	48	20
Tanzania, United Republic of	*	*	*	*	*	*	*	*	*	17	5	11	15
Thailand	*	*	*	*	*	*	*	*	*	*	*	*	*
Togo	*	*	*	*	*	*	*	*	*	*	*	*	*
Trinidad and Tobago	*	*	*	*	*	*	*	*	*	*	9	19	6
Tunisia	42	25	39	23	35	33	27	40	36	242	264	285	300
Turkey	163	155	157	149	152	203	312	304	260	989	2.459	2.684	1.855
Turkmenistan	*	*	*	*	*	*	*	*	*	*	19	26	6
Uganda	9	24	18	13	14	17	25	20	32	85	57	192	172
Ukraine	61	39	62	47	41	61	41	47	32	42	71	1.060	431
United Arab Emirates	*	*	*	*	*	*	*	*	*	*	*	*	*
United Kingdom	*	*	*	*	*	*	*	*	*	*	*	8	*
United States of America	*	*	*	*	*	*	*	*	*	11	14	17	10
Unknown	113	75	78	80	90	102	106	108	116	581	829	1.113	868
Uzbekistan	6	8	5	*	*	*	*	6	8	11	22	58	47
Venezuela	*	16	13	9	9	9	22	9	13	83	72	175	101
Viet Nam	*	*	*	*	*	*	*	*	*	18	13	7	6
Yemen	156	151	187	219	133	168	181	113	120	410	1.189	2.428	1.428
Zambia	*	*	*	*	*	*	*	*	*	*	*	5	*
Zimbabwe	6	*	*	*	*	*	5	*	*	12	6	18	15
Other	*	*	*	*	*	*	*	*	*	50	38	*	*
<b>Totaal</b>	<b>2.500</b>	<b>2.209</b>	<b>2.247</b>	<b>2.362</b>	<b>2.558</b>	<b>3.045</b>	<b>3.572</b>	<b>3.318</b>	<b>3.623</b>	<b>13.673</b>	<b>24.686</b>	<b>35.535</b>	<b>25.434</b>

\* To conceal the lowest figures, all values between 0 and 4 are replaced by asterisk.  
Selection criterion for this table: all nationalities with at least 1 application in the current year.