



Immigratie- en Naturalisatiedienst  
*Ministerie van Justitie en Veiligheid*

## **Asylum Trends**

Monthly Report on Asylum Applications in The Netherlands

June 2022

## Colophon

**Title** Asylum Trends

**Subtitle** Monthly Report on Asylum Applications in The Netherlands  
Recent trends

**Author** Ministry of Justice and Security  
Immigration and Naturalisation Service (IND)  
IND Business Information Centre (BIC)  
Rijnstraat 8 | 2515 XP Den Haag  
Postbus 16275 | 2500 BG Den Haag

Migratie in beweging



EUROPESE UNIE  
Het Fonds voor asiel,  
migratie en integratie

# Contents

|                 |   |
|-----------------|---|
| <i>Colophon</i> | 2 |
|-----------------|---|

## **Asylum applications in The Netherlands**

|   |   |
|---|---|
| Total asylum applications in The Netherlands          | 4 |
| First asylum applications in The Netherlands          | 5 |
| Repeated asylum applications in The Netherlands       | 6 |
| Family reunification in The Netherlands               | 7 |
| Unaccompanied minor asylum seekers in The Netherlands | 8 |
| Monthly first asylum applications in The Netherlands  | 9 |

## **Appendix**

Appendix: Relocation and Resettlement

**Total asylum influx in The Netherlands (first applications, repeated applications, family reunification influx)**  
Source: METIS

Top 10 Last thirteen months **total** asylum applications in The Netherlands

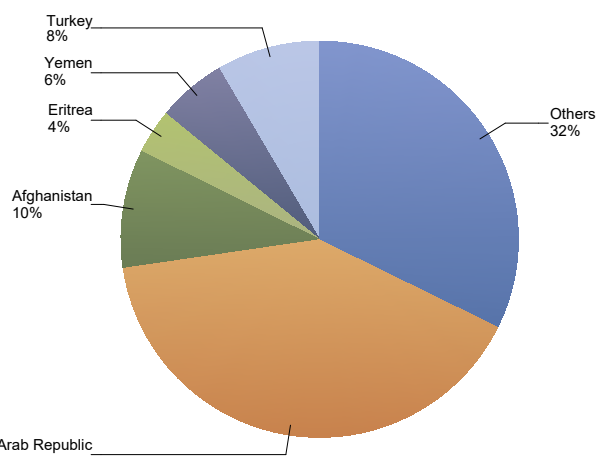
| Total 2020 | Total 2021 | Country of citizenship | 2021  |       |       |       |       |       |       |        |       | 2022  |       |       |       |       |        | Last 12 months | Perc |
|------------|------------|------------------------|-------|-------|-------|-------|-------|-------|-------|--------|-------|-------|-------|-------|-------|-------|--------|----------------|------|
|            |            |                        | Jun   | Jul   | Aug   | Sep   | Oct   | Nov   | Dec   | Total  | Jan   | Feb   | Mar   | Apr   | May   | Jun   | Total  |                |      |
| 5.566      | 14.904     | Syrian Arab Republic   | 1.044 | 1.308 | 1.311 | 1.744 | 2.433 | 2.047 | 1.744 | 11.631 | 1.018 | 979   | 1.399 | 1.192 | 1.388 | 1.918 | 7.894  | 18.481         | 40%  |
| 607        | 3.425      | Afghanistan            | 119   | 131   | 328   | 1.282 | 495   | 494   | 217   | 3.066  | 143   | 109   | 542   | 306   | 144   | 213   | 1.457  | 4.404          | 10%  |
| 1.265      | 3.215      | Turkey                 | 293   | 674   | 750   | 388   | 257   | 184   | 165   | 2.711  | 159   | 138   | 208   | 250   | 269   | 430   | 1.454  | 3.872          | 8%   |
| 861        | 1.855      | Yemen                  | 102   | 94    | 111   | 238   | 490   | 219   | 135   | 1.389  | 119   | 146   | 346   | 198   | 205   | 261   | 1.275  | 2.562          | 6%   |
| 1.504      | 1.576      | Eritrea                | 166   | 147   | 121   | 97    | 168   | 142   | 207   | 1.048  | 112   | 122   | 112   | 139   | 126   | 150   | 761    | 1.643          | 4%   |
| 271        | 1.059      | Somalia                | 50    | 81    | 157   | 230   | 130   | 143   | 145   | 936    | 96    | 114   | 176   | 80    | 154   | 91    | 711    | 1.597          | 3%   |
| 1.062      | 1.176      | Algeria                | 79    | 88    | 85    | 112   | 154   | 126   | 117   | 761    | 88    | 117   | 117   | 51    | 93    | 84    | 550    | 1.232          | 3%   |
| 647        | 952        | Unknown                | 79    | 102   | 89    | 114   | 124   | 138   | 101   | 747    | 99    | 77    | 135   | 69    | 96    | 75    | 551    | 1.219          | 3%   |
| 619        | 1.133      | Iraq                   | 66    | 67    | 61    | 86    | 246   | 211   | 130   | 867    | 63    | 57    | 92    | 92    | 35    | 58    | 397    | 1.198          | 3%   |
| 852        | 988        | Morocco                | 90    | 86    | 106   | 103   | 101   | 89    | 79    | 654    | 53    | 55    | 85    | 59    | 81    | 48    | 381    | 945            | 2%   |
| 5.878      | 6.337      | Others                 | 385   | 559   | 604   | 696   | 671   | 785   | 711   | 4.411  | 772   | 603   | 965   | 780   | 748   | 657   | 4.525  | 8.551          | 19%  |
| 19.132     | 36.620     | Total                  | 2.473 | 3.337 | 3.723 | 5.090 | 5.269 | 4.578 | 3.751 | 28.221 | 2.722 | 2.517 | 4.177 | 3.216 | 3.339 | 3.985 | 19.956 | 45.704         | 100% |

\* To conceal the lowest figures, all values between 0 and 4 are replaced by asterisk.

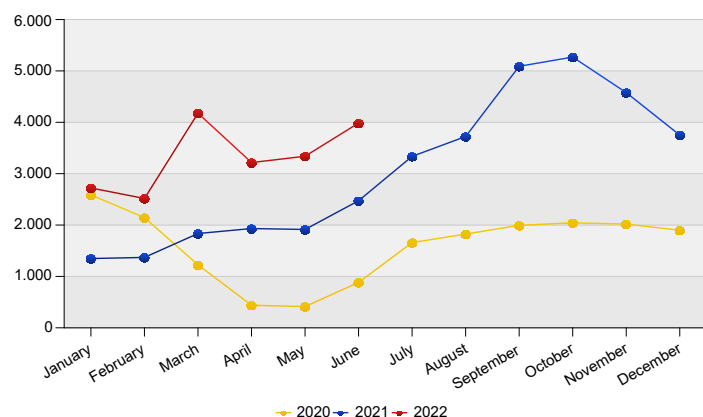
Top Total asylum applications in The Netherlands June 2022

|                        | Country of citizenship     |              | %           |
|------------------------|----------------------------|--------------|-------------|
| 1                      | Syrian Arab Republic       | 1.918        | 48%         |
| 2                      | Turkey                     | 430          | 11%         |
| 3                      | Yemen                      | 261          | 7%          |
| 4                      | Afghanistan                | 213          | 5%          |
| 5                      | Eritrea                    | 150          | 4%          |
| 6                      | Somalia                    | 91           | 2%          |
| 7                      | Algeria                    | 84           | 2%          |
| 8                      | Iran (Islamic Republic of) | 77           | 2%          |
| 9                      | Unknown                    | 75           | 2%          |
| 10                     | Pakistan                   | 60           | 2%          |
|                        | Others                     | 626          | 16%         |
| <b>Total June 2022</b> |                            | <b>3.985</b> | <b>100%</b> |

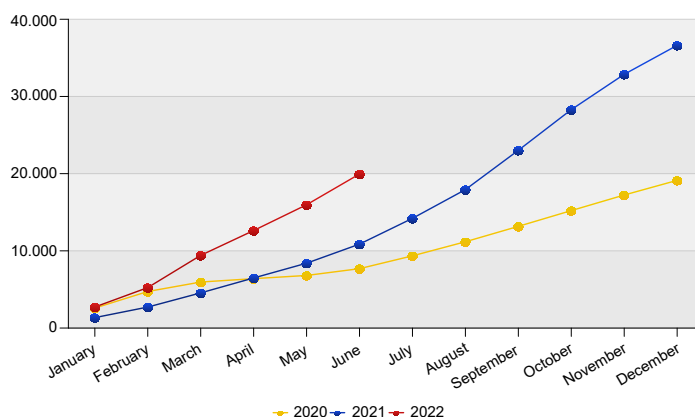
Top Nationalities total applications last twelve months  
Period: Jul 2021 - Jun 2022  
Number of total asylum applications: 45.704



Total asylum applications in The Netherlands



Cumulative development of total asylum applications in The Netherlands



**First asylum applications in The Netherlands**  
Source: METIS

Top 10 Last thirteen months **first** asylum applications in The Netherlands

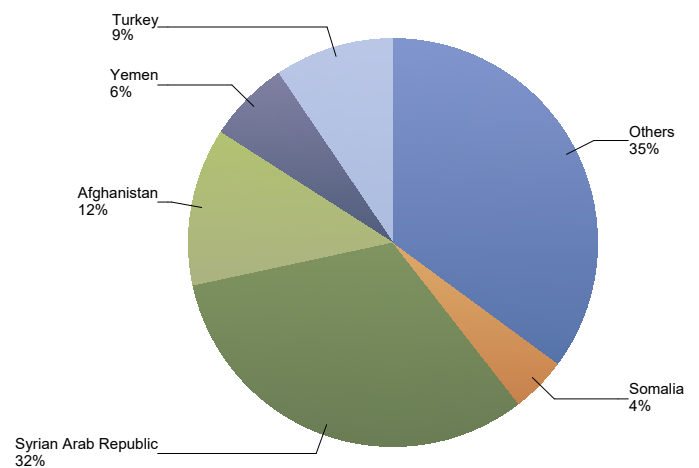
| Total 2020 | Total 2021 ** | Country of citizenship | 2021  |       |       |       |       |       |       |        | 2022  |       |       |       |       |       | Last 12 months | Perc   |       |
|------------|---------------|------------------------|-------|-------|-------|-------|-------|-------|-------|--------|-------|-------|-------|-------|-------|-------|----------------|--------|-------|
|            |               |                        | Jun   | Jul   | Aug   | Sep   | Oct   | Nov   | Dec   | Total  | Jan   | Feb   | Mar   | Apr   | May   | Jun   |                |        | Total |
| 4.022      | 8.323         | Syrian Arab Republic   | 454   | 624   | 789   | 1.132 | 1.523 | 1.437 | 961   | 6.920  | 550   | 461   | 615   | 574   | 749   | 918   | 3.867          | 10.333 | 32%   |
| 389        | 3.006         | Afghanistan            | 98    | 109   | 255   | 1.194 | 456   | 459   | 178   | 2.749  | 125   | 93    | 506   | 299   | 120   | 209   | 1.352          | 4.003  | 12%   |
| 989        | 2.459         | Turkey                 | 254   | 570   | 661   | 303   | 204   | 143   | 109   | 2.244  | 122   | 85    | 152   | 206   | 195   | 292   | 1.052          | 3.042  | 9%    |
| 410        | 1.189         | Yemen                  | 39    | 48    | 87    | 186   | 429   | 190   | 71    | 1.050  | 90    | 118   | 312   | 180   | 170   | 196   | 1.066          | 2.077  | 6%    |
| 202        | 903           | Somalia                | 47    | 69    | 149   | 186   | 107   | 132   | 128   | 818    | 87    | 97    | 156   | 78    | 149   | 70    | 637            | 1.408  | 4%    |
| 993        | 1.105         | Algeria                | 72    | 79    | 77    | 110   | 147   | 120   | 107   | 712    | 86    | 110   | 114   | 46    | 89    | 77    | 522            | 1.162  | 4%    |
| 581        | 829           | Unknown                | 69    | 85    | 76    | 99    | 119   | 130   | 81    | 659    | 88    | 53    | 95    | 57    | 86    | 65    | 444            | 1.034  | 3%    |
| 368        | 768           | Eritrea                | 85    | 62    | 88    | 55    | 88    | 74    | 114   | 566    | 84    | 87    | 77    | 88    | 82    | 87    | 505            | 986    | 3%    |
| 774        | 907           | Morocco                | 78    | 81    | 97    | 96    | 98    | 86    | 73    | 609    | 53    | 53    | 82    | 56    | 77    | 47    | 368            | 899    | 3%    |
| 336        | 746           | Iraq                   | 28    | 38    | 31    | 63    | 207   | 187   | 91    | 645    | 47    | 28    | 58    | 59    | 24    | 29    | 245            | 862    | 3%    |
| 4.609      | 4.451         | Others                 | 260   | 353   | 434   | 527   | 493   | 622   | 504   | 3.193  | 627   | 414   | 731   | 575   | 571   | 484   | 3.402          | 6.335  | 20%   |
| 13.673     | 24.686        | Total                  | 1.484 | 2.118 | 2.744 | 3.951 | 3.871 | 3.580 | 2.417 | 20.165 | 1.959 | 1.599 | 2.898 | 2.218 | 2.312 | 2.474 | 13.460         | 32.141 | 100%  |

\* To conceal the lowest figures, all values between 0 and 4 are replaced by asterisk.

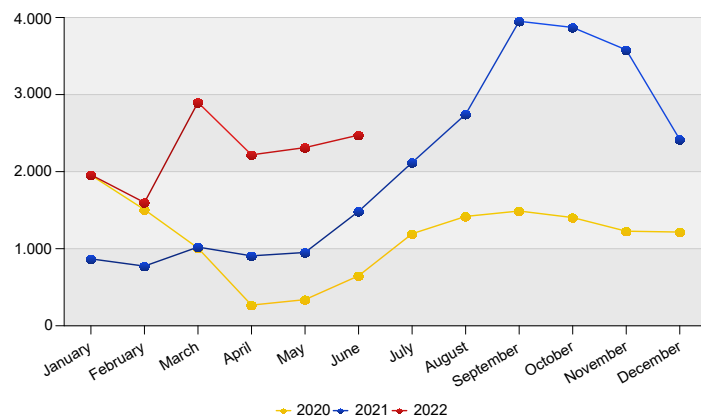
Top First asylum applications in The Netherlands  
June 2022

|                        | Country of citizenship |              | %           |
|------------------------|------------------------|--------------|-------------|
| 1                      | Syrian Arab Republic   | 918          | 37%         |
| 2                      | Turkey                 | 292          | 12%         |
| 3                      | Afghanistan            | 209          | 8%          |
| 4                      | Yemen                  | 196          | 8%          |
| 5                      | Eritrea                | 87           | 4%          |
| 6                      | Algeria                | 77           | 3%          |
| 7                      | Somalia                | 70           | 3%          |
| 8                      | Unknown                | 65           | 3%          |
| 9                      | Morocco                | 47           | 2%          |
| 10                     | Russian Federation     | 44           | 2%          |
|                        | Others                 | 469          | 19%         |
| <b>Total June 2022</b> |                        | <b>2.474</b> | <b>100%</b> |

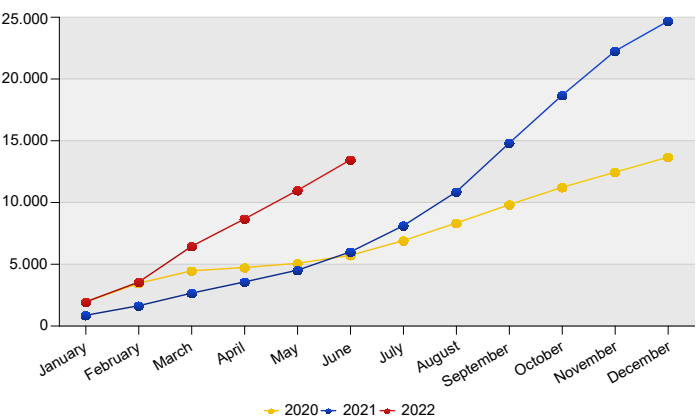
Top Nationalities first applications last twelve months  
Period: Jul 2021 - Jun 2022  
Number of first asylum applications: 32.141



First asylum applications in The Netherlands



Cumulative development of first asylum applications in The Netherlands



**Repeated asylum applications in The Netherlands**  
Source: METIS

Top 10 Last thirteen months repeated asylum applications in The Netherlands

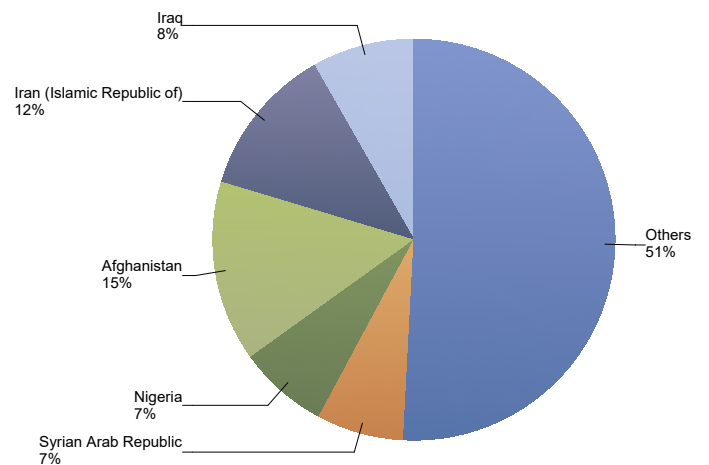
| Total 2020 | Total 2021 | Country of citizenship     | 2021 |     |     |     |     |     |     | Total | 2022 |     |     |     |     |     | Last 12 months | Perc  |       |
|------------|------------|----------------------------|------|-----|-----|-----|-----|-----|-----|-------|------|-----|-----|-----|-----|-----|----------------|-------|-------|
|            |            |                            | Jun  | Jul | Aug | Sep | Oct | Nov | Dec |       | Jan  | Feb | Mar | Apr | May | Jun |                |       | Total |
| 182        | 301        | Afghanistan                | *    | 18  | 69  | 78  | 29  | 22  | 12  | 232   | *    | 13  | 13  | *   | 9   | *   | 42             | 270   | 15%   |
| 182        | 221        | Iran (Islamic Republic of) | 17   | 31  | 12  | 17  | 22  | 20  | 12  | 131   | 18   | 26  | 8   | 17  | 24  | 17  | 110            | 224   | 12%   |
| 175        | 122        | Iraq                       | 7    | 8   | 5   | 11  | 16  | 16  | 17  | 80    | 5    | 17  | 10  | 22  | 10  | 16  | 80             | 153   | 8%    |
| 96         | 92         | Nigeria                    | 5    | *   | 10  | 6   | 7   | 12  | 11  | 54    | 7    | 18  | 23  | 17  | *   | 16  | 85             | 134   | 7%    |
| 83         | 142        | Syrian Arab Republic       | *    | 8   | 19  | 6   | 21  | 27  | 9   | 92    | 8    | 8   | 7   | 7   | 6   | *   | 40             | 130   | 7%    |
| 68         | 62         | Algeria                    | 7    | 7   | 7   | *   | 6   | 6   | 5   | 40    | *    | 7   | *   | 5   | *   | 6   | 27             | 60    | 3%    |
| 35         | 66         | Somalia                    | *    | *   | *   | 19  | 15  | *   | 8   | 50    | *    | *   | *   | *   | *   | *   | 12             | 59    | 3%    |
| 66         | 77         | Eritrea                    | 9    | 6   | 5   | 8   | 5   | 5   | 8   | 46    | *    | *   | *   | *   | *   | *   | 9              | 46    | 2%    |
| 73         | 73         | Morocco                    | 9    | *   | 9   | 6   | *   | *   | 6   | 40    | *    | *   | *   | *   | *   | *   | 13             | 44    | 2%    |
| 20         | 36         | Sri Lanka                  | *    | 15  | *   | *   | 6   | *   | *   | 32    | *    | *   | *   | *   | *   | *   | 11             | 42    | 2%    |
| 616        | 622        | Others                     | 42   | 45  | 64  | 48  | 60  | 50  | 58  | 367   | 65   | 51  | 69  | 68  | 60  | 53  | 366            | 691   | 37%   |
| 1.596      | 1.814      | Total                      | 106  | 146 | 207 | 204 | 190 | 164 | 147 | 1.164 | 117  | 145 | 142 | 147 | 126 | 118 | 795            | 1.853 | 100%  |

\* To conceal the lowest figures, all values between 0 and 4 are replaced by asterisk.

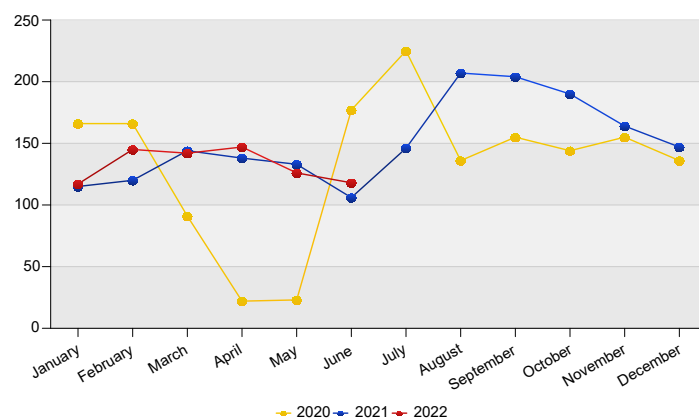
Top Repeated asylum applications in The Netherlands June 2022

| Country of citizenship        |            | %           |
|-------------------------------|------------|-------------|
| 1 Iran (Islamic Republic of)  | 17         | 14%         |
| 2 Iraq                        | 16         | 14%         |
| 3 Nigeria                     | 16         | 14%         |
| 4 Pakistan                    | 10         | 8%          |
| 5 Algeria                     | 6          | 5%          |
| 6 China (including Hong Kong) | *          | 3%          |
| 7 Syrian Arab Republic        | *          | 3%          |
| 8 Uzbekistan                  | *          | 3%          |
| Others                        | 41         | 35%         |
| <b>Total June 2022</b>        | <b>118</b> | <b>100%</b> |

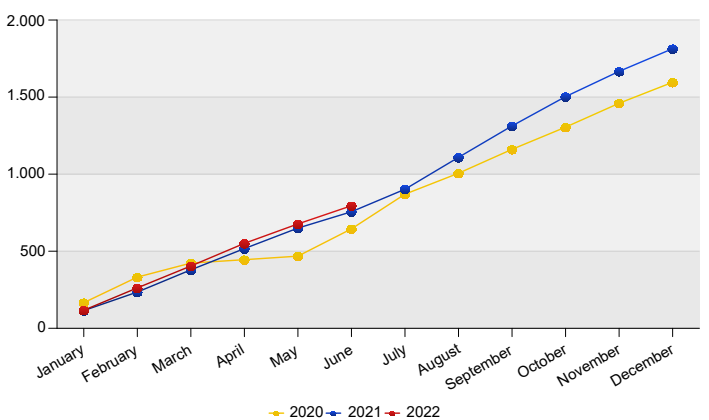
Top Nationalities repeated asylum applications last twelve months  
Period: Jul 2021 - Jun 2022  
Number of repeated asylum applications: 1.853



Repeated asylum applications in The Netherlands



Cumulative development of repeated asylum applications in The Netherlands



**Influx of family reunification in The Netherlands (Council Directive 2003/86/EC Chapter V)**  
 Source: METIS

Top 10 Last thirteen months Influx of family reunification in The Netherlands

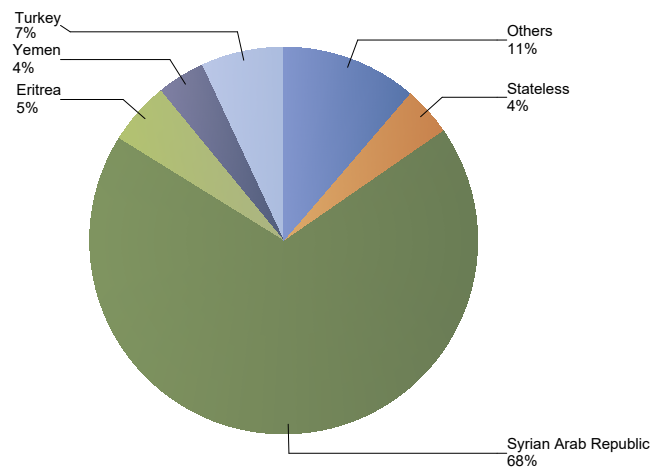
| Total 2020 | Total 2021 | Country of citizenship     | 2021       |              |            |            |              |            |              |              | Total      | 2022       |              |            |            |              |              | Last 12 months | Perc        |
|------------|------------|----------------------------|------------|--------------|------------|------------|--------------|------------|--------------|--------------|------------|------------|--------------|------------|------------|--------------|--------------|----------------|-------------|
|            |            |                            | Jun        | Jul          | Aug        | Sep        | Oct          | Nov        | Dec          | Jan          |            | Feb        | Mar          | Apr        | May        | Jun          | Total        |                |             |
| 1.461      | 6.439      | Syrian Arab Republic       | 588        | 676          | 503        | 606        | 889          | 583        | 774          | 4.619        | 460        | 510        | 777          | 611        | 633        | 996          | 3.987        | 8.018          | 68%         |
| 255        | 735        | Turkey                     | 39         | 101          | 88         | 82         | 53           | 40         | 54           | 457          | 37         | 50         | 54           | 44         | 73         | 137          | 395          | 813            | 7%          |
| 1.070      | 731        | Eritrea                    | 72         | 79           | 28         | 34         | 75           | 63         | 85           | 436          | 27         | 35         | 33           | 47         | 42         | 63           | 247          | 611            | 5%          |
| 132        | 342        | Stateless                  | 27         | 44           | 31         | 52         | 39           | 32         | 50           | 275          | 21         | 47         | 67           | 45         | 27         | 24           | 231          | 479            | 4%          |
| 423        | 651        | Yemen                      | 63         | 42           | 24         | 51         | 56           | 29         | 64           | 329          | 29         | 26         | 33           | 14         | 35         | 65           | 202          | 468            | 4%          |
| 108        | 265        | Iraq                       | 31         | 21           | 25         | 12         | 23           | 8          | 22           | 142          | 11         | 12         | 24           | 11         | *          | 13           | 72           | 183            | 2%          |
| 97         | 168        | Pakistan                   | 7          | 28           | 9          | 28         | 19           | 17         | 16           | 124          | 11         | 7          | 8            | 12         | *          | 20           | 61           | 178            | 2%          |
| 48         | 123        | Iran (Islamic Republic of) | *          | *            | *          | *          | 8            | 13         | 20           | 54           | 6          | 13         | 30           | 20         | 24         | 23           | 116          | 167            | 1%          |
| 40         | 100        | Unknown                    | 8          | 16           | 8          | 14         | 5            | 6          | 18           | 75           | 9          | 19         | 37           | 10         | 8          | 8            | 91           | 158            | 1%          |
| 36         | 118        | Afghanistan                | 17         | *            | *          | 10         | 10           | 13         | 27           | 85           | 14         | *          | 23           | 5          | 15         | *            | 63           | 131            | 1%          |
| 193        | 448        | Others                     | 28         | 59           | 49         | 42         | 31           | 30         | 57           | 296          | 21         | 51         | 51           | 32         | 40         | 41           | 236          | 504            | 4%          |
| 3.863      | 10.120     | <b>Total</b>               | <b>883</b> | <b>1.073</b> | <b>772</b> | <b>935</b> | <b>1.208</b> | <b>834</b> | <b>1.187</b> | <b>6.892</b> | <b>646</b> | <b>773</b> | <b>1.137</b> | <b>851</b> | <b>901</b> | <b>1.393</b> | <b>5.701</b> | <b>11.710</b>  | <b>100%</b> |

\* To conceal the lowest figures, all values between 0 and 4 are replaced by asterisk.

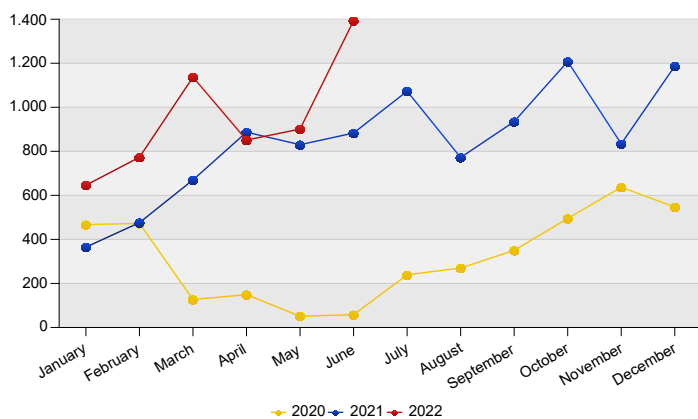
Top Influx of family reunification in The Netherlands June 2022

| Country of citizenship |              | %           |
|------------------------|--------------|-------------|
| 1 Syrian Arab Republic | 996          | 72%         |
| 2 Turkey               | 137          | 10%         |
| 3 Yemen                | 65           | 5%          |
| 4 Eritrea              | 63           | 5%          |
| 5 Stateless            | 24           | 2%          |
| Others                 | 108          | 8%          |
| <b>Total June 2022</b> | <b>1.393</b> | <b>100%</b> |

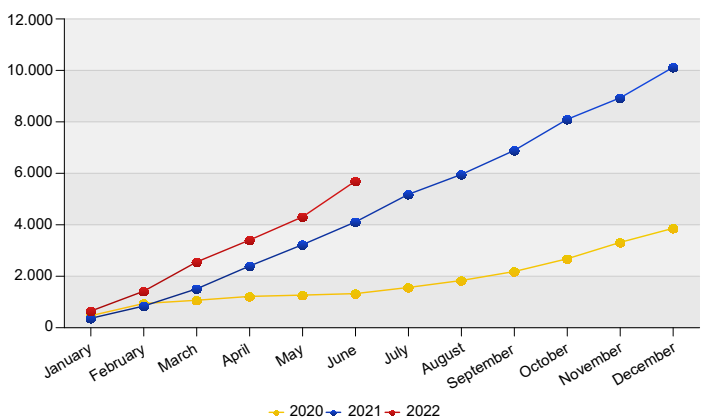
Top Nationalities Influx of family reunification last twelve months  
 Period: Jul 2021 - Jun 2022  
 Number of influx family reunification: 11.710



Influx of family reunification in The Netherlands



Cumulative development of Influx of family reunification in The Netherlands



**Influx of indicated unaccompanied minor asylum seekers in The Netherlands**  
Source: METIS

Top 10 Unaccompanied minor asylum applications in The Netherlands

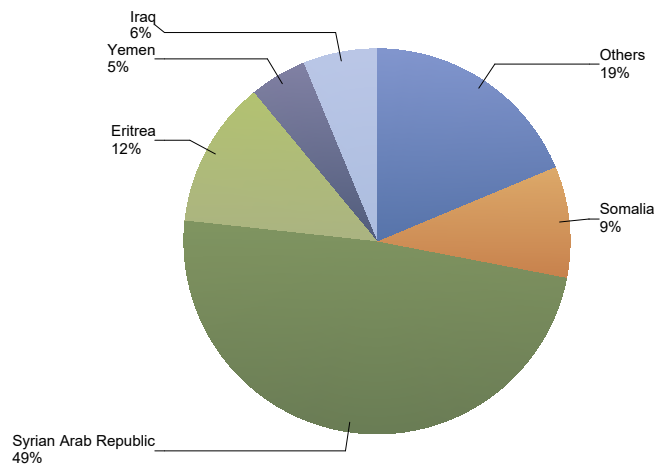
| Total 2020 | Total 2021 | Country of citizenship | 2021 |     |     |     |     |     |     | 2022  |     |     |     |     |     |     | Last 12 months | Perc  |       |
|------------|------------|------------------------|------|-----|-----|-----|-----|-----|-----|-------|-----|-----|-----|-----|-----|-----|----------------|-------|-------|
|            |            |                        | Jun  | Jul | Aug | Sep | Oct | Nov | Dec | Total | Jan | Feb | Mar | Apr | May | Jun |                |       | Total |
| 446        | 1.078      | Syrian Arab Republic   | 38   | 56  | 133 | 146 | 196 | 189 | 136 | 894   | 89  | 81  | 73  | 65  | 144 | 129 | 581            | 1.437 | 49%   |
| 81         | 235        | Eritrea                | 31   | 26  | 35  | 11  | 15  | 27  | 49  | 194   | 38  | 34  | 20  | 35  | 34  | 38  | 199            | 362   | 12%   |
| 27         | 185        | Somalia                | 14   | 12  | 38  | 40  | 17  | 20  | 24  | 165   | 20  | 18  | 34  | 13  | 26  | 13  | 124            | 275   | 9%    |
| 21         | 163        | Iraq                   | 6    | 5   | *   | 14  | 71  | 47  | 11  | 156   | 6   | *   | 9   | 10  | *   | 5   | 34             | 184   | 6%    |
| 18         | 70         | Yemen                  | *    | 5   | 5   | *   | 30  | 15  | 8   | 66    | 10  | 6   | 21  | 8   | 12  | 18  | 75             | 141   | 5%    |
| 143        | 136        | Morocco                | 10   | 9   | 12  | 12  | 13  | 15  | 12  | 83    | 8   | 5   | 9   | *   | 15  | 7   | 46             | 119   | 4%    |
| 46         | 87         | Afghanistan            | 8    | 10  | 14  | 13  | 5   | 9   | 8   | 67    | 9   | 7   | 12  | 5   | 8   | 14  | 55             | 114   | 4%    |
| 61         | 72         | Algeria                | 6    | *   | 8   | 6   | 8   | 7   | 13  | 51    | *   | *   | *   | *   | 12  | 12  | 33             | 78    | 3%    |
| 31         | 68         | Unknown                | 6    | 5   | 6   | 8   | 20  | 8   | *   | 57    | *   | *   | 10  | *   | 7   | *   | 22             | 73    | 2%    |
| *          | 13         | Ethiopia               | *    | *   | *   | *   | *   | *   | *   | 11    | 5   | *   | *   | *   | 12  | 5   | 27             | 38    | 1%    |
| 112        | 84         | Others                 | *    | 7   | 6   | 17  | 8   | 14  | 12  | 64    | *   | 7   | 13  | 6   | 10  | 26  | 66             | 130   | 4%    |
| 986        | 2.191      | Total                  | 119  | 138 | 261 | 274 | 384 | 351 | 281 | 1.808 | 193 | 163 | 207 | 150 | 282 | 267 | 1.262          | 2.951 | 100%  |

\* To conceal the lowest figures, all values between 0 and 4 are replaced by asterisk.

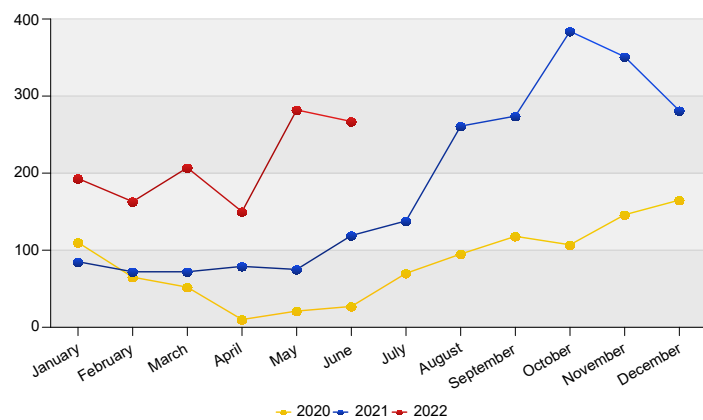
Top Unaccompanied minor asylum applications in The Netherlands June 2022

| Country of citizenship |            | %           |
|------------------------|------------|-------------|
| 1 Syrian Arab Republic | 129        | 48%         |
| 2 Eritrea              | 38         | 14%         |
| 3 Yemen                | 18         | 7%          |
| 4 Afghanistan          | 14         | 5%          |
| 5 Somalia              | 13         | 5%          |
| Others                 | 55         | 21%         |
| <b>Total June 2022</b> | <b>267</b> | <b>100%</b> |

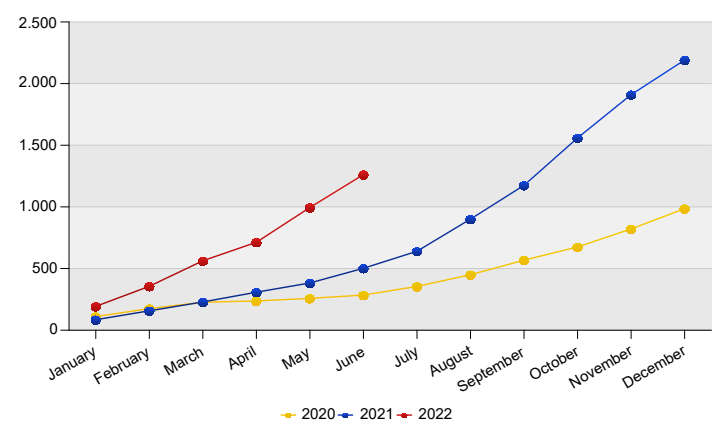
Top Nationalities unaccompanied minor asylum applications last twelve months  
Period: Jul 2021 - Jun 2022  
Number of unaccompanied minor asylum applications: 2.951



Unaccompanied minor asylum applications in The Netherlands



Cumulative development of Unaccompanied minor asylum applications in The Netherlands





**Monthly First Asylum Applications in The Netherlands in 2022**

Source: METIS

| Country of citizenships               | Jan | Feb | Mar | Apr | May | Jun | 2019  | 2020 | 2021  | 2022  |
|---------------------------------------|-----|-----|-----|-----|-----|-----|-------|------|-------|-------|
| Afghanistan                           | 125 | 93  | 506 | 299 | 120 | 209 | 437   | 389  | 3.006 | 1.352 |
| Albania                               | *   | *   | *   | *   | *   | 12  | 192   | 82   | 54    | 27    |
| Algeria                               | 86  | 110 | 114 | 46  | 89  | 77  | 1.211 | 993  | 1.105 | 522   |
| Angola                                | *   | *   | *   | *   | *   | *   | 56    | 12   | 5     | 6     |
| Argentina                             | *   | *   | *   | *   | *   | *   | *     | *    | 6     | *     |
| Armenia                               | *   | *   | *   | *   | 6   | *   | 72    | 25   | 33    | 14    |
| Australia                             | *   | *   | *   | *   | *   | *   | *     | *    | *     | *     |
| Azerbaijan                            | 15  | 6   | 8   | 22  | 5   | 15  | 375   | 115  | 78    | 71    |
| Bahrain                               | *   | *   | *   | *   | *   | *   | *     | 5    | *     | *     |
| Bangladesh                            | *   | *   | *   | *   | *   | *   | 20    | 21   | 11    | 9     |
| Barbados                              | *   | *   | *   | *   | *   | *   | *     | *    | *     | *     |
| Belarus                               | 9   | 12  | *   | 19  | 8   | 5   | 165   | 84   | 86    | 57    |
| Benin                                 | *   | *   | *   | *   | *   | *   | *     | *    | *     | 7     |
| Bolivia                               | 5   | *   | *   | *   | *   | *   | *     | *    | *     | 6     |
| Bosnia and Herzegovina                | *   | *   | *   | *   | *   | *   | 72    | 11   | 5     | 6     |
| Brazil                                | *   | *   | *   | *   | *   | *   | 8     | 19   | 17    | 8     |
| Burkina Faso                          | *   | *   | *   | *   | *   | *   | 8     | 8    | 8     | *     |
| Burundi                               | *   | *   | *   | *   | *   | *   | *     | *    | *     | *     |
| Cameroon                              | 5   | *   | *   | *   | *   | *   | 49    | 36   | 17    | 15    |
| Canada                                | *   | *   | *   | *   | *   | *   | *     | *    | *     | *     |
| Cape Verde                            | *   | *   | *   | *   | *   | *   | *     | *    | *     | *     |
| Central African Republic              | *   | *   | *   | *   | *   | *   | *     | *    | *     | *     |
| Chad                                  | *   | *   | *   | *   | *   | *   | 22    | 11   | 17    | 6     |
| Chile                                 | *   | *   | *   | *   | *   | *   | *     | *    | *     | *     |
| China (including Hong Kong)           | 11  | *   | 6   | 10  | 13  | 13  | 155   | 56   | 153   | 54    |
| Colombia                              | 24  | 31  | 49  | 64  | 47  | 22  | 158   | 106  | 187   | 237   |
| Comoros                               | *   | *   | *   | *   | *   | *   | *     | *    | *     | *     |
| Congo, the Democratic Republic of the | *   | *   | 5   | *   | *   | 5   | 10    | 10   | 11    | 18    |
| Congo, the Republic of the            | *   | *   | *   | *   | *   | *   | 43    | 17   | 25    | 14    |
| Cote d'Ivoire                         | *   | *   | *   | *   | *   | *   | 49    | 29   | 11    | 5     |
| Croatia                               | *   | *   | *   | *   | *   | *   | *     | *    | *     | *     |
| Cuba                                  | *   | *   | *   | *   | *   | *   | 18    | 8    | 17    | 5     |
| Czech Republic                        | *   | *   | *   | *   | *   | *   | *     | 5    | *     | *     |
| Djibouti                              | *   | *   | *   | *   | *   | *   | *     | *    | *     | *     |
| Dominican Republic                    | *   | *   | *   | *   | *   | *   | 9     | 5    | *     | 5     |
| Egypt                                 | 15  | 12  | 28  | 10  | 15  | 20  | 190   | 101  | 146   | 100   |
| El Salvador                           | 8   | *   | 11  | *   | 5   | 10  | 34    | 28   | 33    | 37    |
| Eritrea                               | 84  | 87  | 77  | 88  | 82  | 87  | 501   | 368  | 768   | 505   |
| Estonia                               | *   | *   | *   | *   | *   | *   | *     | *    | *     | *     |
| Ethiopia                              | 22  | 13  | 30  | 13  | 39  | 20  | 92    | 44   | 167   | 137   |
| France                                | *   | *   | *   | *   | *   | *   | 7     | *    | *     | *     |
| Gabon                                 | *   | *   | *   | *   | *   | *   | *     | *    | *     | *     |
| Gambia                                | *   | 8   | 15  | 6   | 13  | 5   | 539   | 204  | 140   | 50    |
| Georgia                               | *   | 5   | 13  | 12  | 22  | 10  | 326   | 163  | 89    | 64    |
| Germany                               | *   | *   | *   | *   | *   | *   | 9     | 6    | 9     | *     |
| Ghana                                 | *   | *   | *   | 5   | *   | *   | 89    | 41   | 40    | 18    |
| Greece                                | *   | *   | *   | *   | *   | *   | 5     | *    | *     | *     |
| Guatemala                             | *   | *   | *   | *   | *   | *   | *     | *    | *     | *     |
| Guinea                                | 10  | *   | 13  | 6   | 8   | 10  | 195   | 108  | 79    | 51    |
| Guinea-Bissau                         | *   | *   | *   | *   | *   | *   | 28    | 10   | *     | *     |
| Guyana                                | *   | *   | *   | *   | *   | *   | *     | *    | *     | *     |
| Haiti                                 | *   | *   | *   | *   | *   | *   | 7     | *    | 15    | *     |
| Honduras                              | *   | *   | *   | *   | *   | *   | 10    | 6    | 8     | *     |
| Hungary                               | *   | *   | *   | *   | *   | *   | *     | 5    | *     | *     |
| India                                 | 31  | 24  | *   | *   | 13  | 17  | 49    | 14   | 120   | 91    |
| Indonesia                             | *   | *   | *   | *   | *   | *   | 8     | 9    | 6     | *     |
| Iran (Islamic Republic of)            | 35  | 16  | 32  | 27  | 34  | 37  | 1.534 | 370  | 263   | 181   |
| Iraq                                  | 47  | 28  | 58  | 59  | 24  | 29  | 621   | 336  | 746   | 245   |
| Ireland                               | *   | *   | *   | *   | *   | *   | *     | *    | *     | *     |
| Italy                                 | *   | *   | *   | *   | *   | *   | 7     | 5    | *     | *     |
| Jamaica                               | *   | *   | *   | *   | *   | *   | 19    | 6    | 18    | 6     |
| Japan                                 | *   | *   | *   | *   | *   | *   | *     | *    | *     | *     |
| Jordan                                | 6   | *   | 9   | 12  | *   | *   | 116   | 55   | 19    | 33    |
| Kazakhstan                            | 13  | *   | *   | 8   | *   | *   | 36    | 28   | 13    | 25    |
| Kenya                                 | *   | *   | *   | *   | *   | *   | 5     | 12   | *     | 6     |



**Monthly First Asylum Applications in The Netherlands in 2022**

Source: METIS

| Country of citizenships                | Jan | Feb | Mar | Apr | May | Jun | 2019  | 2020  | 2021  | 2022  |
|--|-----|-----|-----|-----|-----|-----|-------|-------|-------|-------|
| Korea, Democratic People's Republic of | *   | *   | *   | *   | *   | *   | *     | *     | *     | *     |
| Korea, Republic of                     | *   | *   | *   | *   | *   | *   | *     | *     | 7     | *     |
| Kosovo / UNSCR 1244                    | *   | *   | *   | *   | *   | *   | 56    | 42    | 22    | 7     |
| Kuwait                                 | *   | *   | *   | *   | *   | *   | 6     | 8     | *     | *     |
| Kyrgyzstan                             | *   | *   | 5   | *   | *   | *   | 16    | *     | *     | 7     |
| Latvia                                 | *   | *   | *   | *   | *   | *   | *     | *     | *     | *     |
| Lebanon                                | *   | *   | *   | *   | 7   | 13  | 119   | 88    | 69    | 34    |
| Liberia                                | *   | *   | *   | *   | *   | *   | 29    | 11    | 10    | *     |
| Libyan Arab Jamahiriya                 | *   | *   | 19  | 9   | 7   | 6   | 304   | 188   | 124   | 48    |
| Lithuania                              | *   | *   | *   | *   | *   | *   | *     | *     | *     | *     |
| Madagascar                             | *   | *   | *   | *   | *   | *   | *     | *     | *     | *     |
| Malawi                                 | *   | *   | *   | *   | *   | *   | *     | *     | *     | *     |
| Malaysia                               | *   | *   | *   | *   | *   | *   | *     | *     | 10    | *     |
| Maldives                               | *   | *   | *   | *   | *   | *   | *     | *     | *     | *     |
| Mali                                   | 5   | *   | *   | *   | *   | *   | 42    | 21    | 23    | 13    |
| Mauritania                             | *   | *   | *   | *   | *   | *   | 12    | 11    | 5     | *     |
| Mauritius                              | *   | *   | *   | *   | *   | *   | *     | *     | *     | *     |
| Mexico                                 | 6   | *   | *   | *   | *   | 5   | 5     | 7     | 16    | 14    |
| Moldova, Republic of                   | *   | *   | 16  | 13  | 33  | 14  | 1.207 | 32    | 40    | 77    |
| Mongolia                               | *   | *   | *   | *   | *   | *   | 14    | 13    | 8     | 5     |
| Montenegro                             | *   | *   | *   | *   | *   | *   | 21    | *     | *     | *     |
| Morocco                                | 53  | 53  | 82  | 56  | 77  | 47  | 1.062 | 774   | 907   | 368   |
| Mozambique                             | *   | *   | *   | *   | *   | *   | *     | *     | *     | *     |
| Myanmar                                | *   | *   | *   | 9   | 12  | 6   | 28    | 16    | 16    | 34    |
| Namibia                                | *   | *   | *   | *   | *   | *   | *     | *     | *     | *     |
| Nepal                                  | *   | *   | *   | *   | *   | *   | 8     | *     | *     | *     |
| Netherlands                            | *   | *   | *   | *   | *   | *   | *     | *     | *     | *     |
| Nicaragua                              | *   | *   | 15  | *   | *   | *   | 37    | 5     | *     | 25    |
| Niger                                  | *   | *   | *   | *   | *   | *   | 56    | 27    | 16    | 11    |
| Nigeria                                | 48  | 31  | 55  | 49  | 58  | 26  | 2.102 | 633   | 418   | 267   |
| Norway                                 | *   | *   | *   | *   | *   | *   | *     | *     | *     | *     |
| Oman                                   | *   | *   | *   | *   | *   | *   | *     | *     | *     | *     |
| Pakistan                               | 202 | 84  | 87  | 50  | 49  | 30  | 397   | 267   | 443   | 502   |
| Palestinian Territory, Occupied        | *   | *   | *   | *   | *   | 5   | 40    | 17    | 17    | 14    |
| Panama                                 | *   | *   | *   | *   | *   | *   | *     | *     | *     | *     |
| Peru                                   | *   | *   | *   | *   | *   | *   | 11    | 7     | 6     | *     |
| Philippines                            | *   | *   | *   | *   | *   | *   | *     | 8     | *     | *     |
| Poland                                 | *   | *   | *   | *   | *   | *   | *     | 10    | *     | *     |
| Portugal                               | *   | *   | *   | *   | *   | *   | *     | *     | *     | *     |
| Republic of North Macedonia            | *   | 5   | *   | *   | *   | *   | 264   | 54    | 15    | 6     |
| Romania                                | *   | *   | *   | *   | *   | *   | *     | *     | *     | *     |
| Russian Federation                     | 16  | 19  | 83  | 68  | 56  | 44  | 398   | 180   | 205   | 286   |
| Rwanda                                 | *   | *   | *   | *   | *   | *   | 5     | 5     | 9     | *     |
| Saint Kitts and Nevis                  | *   | *   | *   | *   | *   | *   | *     | *     | *     | *     |
| Saudi Arabia                           | *   | *   | 5   | *   | *   | 7   | 19    | 9     | 31    | 15    |
| Senegal                                | *   | *   | *   | *   | *   | *   | 107   | 45    | 42    | 13    |
| Serbia                                 | *   | *   | *   | *   | *   | *   | 326   | 82    | 32    | *     |
| Sierra Leone                           | 6   | *   | 8   | 6   | 5   | *   | 111   | 58    | 66    | 31    |
| Somalia                                | 87  | 97  | 156 | 78  | 149 | 70  | 222   | 202   | 903   | 637   |
| South Africa                           | *   | *   | *   | *   | *   | *   | 9     | 5     | 7     | 8     |
| South Sudan                            | *   | *   | *   | *   | *   | *   | 5     | 8     | 16    | *     |
| Spain                                  | *   | *   | *   | *   | *   | *   | *     | *     | *     | *     |
| Sri Lanka                              | *   | *   | *   | *   | *   | *   | 56    | 22    | 20    | 12    |
| Stateless                              | *   | *   | *   | *   | *   | *   | 38    | 33    | 43    | 6     |
| Sudan                                  | 11  | 12  | 17  | 19  | 12  | 10  | 199   | 157   | 135   | 81    |
| Suriname                               | *   | *   | *   | *   | *   | *   | *     | 17    | *     | *     |
| Syrian Arab Republic                   | 550 | 461 | 615 | 574 | 749 | 918 | 3.675 | 4.022 | 8.323 | 3.867 |
| Taiwan                                 | *   | *   | *   | *   | *   | *   | *     | *     | *     | *     |
| Tajikistan                             | *   | *   | 23  | *   | *   | 5   | 109   | 19    | 17    | 33    |
| Tanzania, United Republic of           | *   | *   | *   | *   | *   | *   | 14    | 17    | 5     | *     |
| Thailand                               | *   | *   | *   | *   | *   | *   | *     | *     | *     | *     |
| Togo                                   | *   | *   | *   | *   | *   | *   | 11    | *     | *     | *     |
| Trinidad and Tobago                    | *   | *   | *   | *   | *   | *   | 13    | *     | 9     | 11    |
| Tunisia                                | 29  | 16  | 23  | 9   | 13  | 19  | 296   | 242   | 264   | 109   |
| Turkey                                 | 122 | 85  | 152 | 206 | 195 | 292 | 1.251 | 989   | 2.459 | 1.052 |



### Monthly First Asylum Applications in The Netherlands in 2022

Source: METIS

| Country of citizenships  | Jan          | Feb          | Mar          | Apr          | May          | Jun          | 2019          | 2020          | 2021          | 2022          |
|--------------------------|--------------|--------------|--------------|--------------|--------------|--------------|---------------|---------------|---------------|---------------|
| Turkmenistan             | *            | *            | 9            | 6            | *            | *            | 5             | *             | 19            | 18            |
| Uganda                   | *            | *            | 9            | 15           | 10           | 6            | 220           | 85            | 57            | 44            |
| Ukraine                  | 6            | 17           | 45           | 9            | *            | *            | 132           | 42            | 71            | 81            |
| United Arab Emirates     | *            | *            | *            | *            | *            | *            | *             | *             | *             | *             |
| United Kingdom           | *            | *            | *            | *            | *            | *            | *             | *             | *             | *             |
| United States of America | *            | *            | *            | *            | *            | 5            | 17            | 11            | 14            | 8             |
| Unknown                  | 88           | 53           | 95           | 57           | 86           | 65           | 870           | 581           | 829           | 444           |
| Uzbekistan               | *            | *            | *            | 13           | 5            | 8            | 7             | 11            | 22            | 35            |
| Venezuela                | 8            | 18           | 13           | 15           | 9            | 15           | 182           | 83            | 72            | 78            |
| Viet Nam                 | *            | *            | *            | *            | *            | *            | 50            | 18            | 13            | *             |
| Yemen                    | 90           | 118          | 312          | 180          | 170          | 196          | 645           | 410           | 1.189         | 1.066         |
| Zambia                   | *            | *            | *            | *            | *            | *            | *             | *             | *             | *             |
| Zimbabwe                 | *            | *            | *            | *            | *            | *            | 20            | 12            | 6             | 6             |
| Other                    | *            | *            | *            | *            | *            | *            | 58            | 16            | *             | *             |
| <b>Totaal</b>            | <b>1.959</b> | <b>1.599</b> | <b>2.898</b> | <b>2.218</b> | <b>2.312</b> | <b>2.474</b> | <b>22.533</b> | <b>13.673</b> | <b>24.686</b> | <b>13.460</b> |

\* To conceal the lowest figures, all values between 0 and 4 are replaced by asterisk.  
Selection criterion for this table: all nationalities with at least 1 application in the current year.