



Immigratie- en Naturalisatiedienst
Ministerie van Justitie en Veiligheid

Asylum Trends

Monthly Report on Asylum Applications in The Netherlands

May 2026

Colophon

Title	Asylum Trends
Subtitle	Monthly Report on Asylum Applications in The Netherlands Recent trends
Author	Ministry of Justice and Security Immigration and Naturalisation Service (IND) IND Business Information Centre (BIC) Rijnstraat 8 2515 XP Den Haag Postbus 16275 2500 BG Den Haag

Migratie in beweging



EUROPESE UNIE
Het Fonds voor asiel,
migratie en integratie

Contents

<i>Colophon</i>	2
-----------------	---

Asylum applications in The Netherlands

Total asylum applications in The Netherlands	4
First asylum applications in The Netherlands	5
Repeated asylum applications in The Netherlands	6
Family reunification in The Netherlands	7
Unaccompanied minor asylum seekers in The Netherlands	8
Monthly first asylum applications in The Netherlands	9

Appendix

Appendix: Relocation and Resettlement

Appendix: Eurostat

Total asylum influx in The Netherlands (first applications, repeated applications, family reunification influx)
Source: METIS

Top 10 Last thirteen months **total** asylum applications in The Netherlands

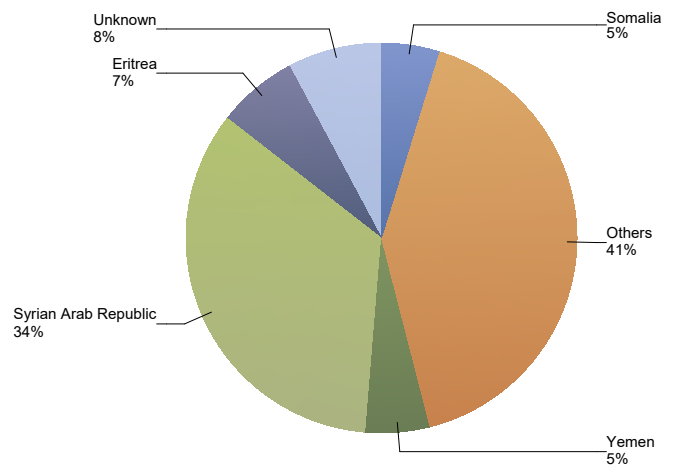
Total 2024	Total 2025	Country of citizenship	2025										2026					Last 12 months	Perc
			May	Jun	Jul	Aug	Sep	Oct	Nov	Dec	Total	Jan	Feb	Mar	Apr	May	Total		
20.368	15.505	Syrian Arab Republic	1.156	1.133	1.341	1.331	1.344	1.381	1.161	1.425	10.272	1.170	1.216	1.590	1.333	1.391	6.700	15.816	34%
1.734	1.896	Unknown	105	123	150	178	213	216	224	319	1.528	410	440	368	476	497	2.191	3.614	8%
1.707	3.491	Eritrea	484	591	311	307	468	302	313	227	3.003	95	84	134	125	116	554	3.073	7%
1.920	1.988	Yemen	86	207	276	277	231	241	178	194	1.690	143	126	184	183	209	845	2.449	5%
1.334	1.781	Somalia	133	146	147	116	188	198	238	266	1.432	170	175	225	157	172	899	2.198	5%
2.377	1.992	Turkey	128	153	196	173	209	174	213	178	1.424	139	156	153	143	149	740	2.036	4%
551	820	Sudan	35	41	60	65	123	98	157	163	742	99	167	230	268	345	1.109	1.816	4%
1.219	1.457	Algeria	74	70	102	131	149	164	210	197	1.097	157	110	90	95	87	539	1.562	3%
666	1.076	Pakistan	66	69	92	114	162	113	102	82	800	117	76	81	78	62	414	1.148	2%
951	1.017	Nigeria	95	70	89	71	95	114	75	71	680	106	103	86	73	84	452	1.037	2%
12.812	11.312	Others	751	844	1.080	923	1.191	1.103	1.066	1.132	8.090	958	853	828	785	693	4.117	11.456	25%
45.639	42.335	Total	3.113	3.447	3.844	3.686	4.373	4.104	3.937	4.254	30.758	3.564	3.506	3.969	3.716	3.805	18.560	46.205	100%

* To conceal the lowest figures, all values between 0 and 4 are replaced by asterisk.

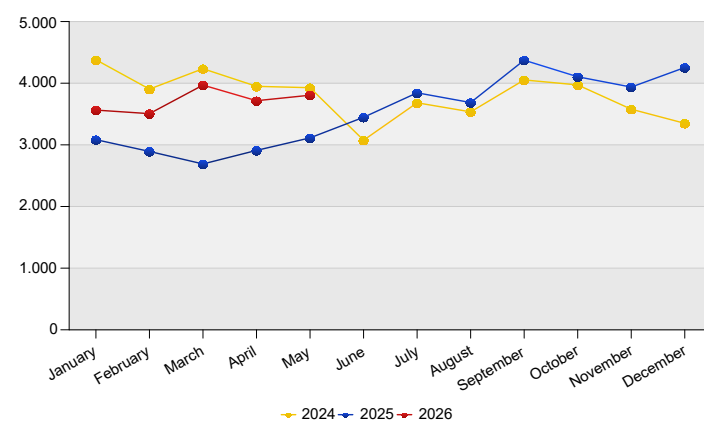
Top Total asylum applications in The Netherlands
May 2026

	Country of citizenship		%
1	Syrian Arab Republic	1.391	37%
2	Unknown	497	13%
3	Sudan	345	9%
4	Yemen	209	5%
5	Somalia	172	5%
6	Turkey	149	4%
7	Eritrea	116	3%
8	Algeria	87	2%
9	Nigeria	84	2%
10	Pakistan	62	2%
	Others	693	18%
Total May 2026		3.805	100%

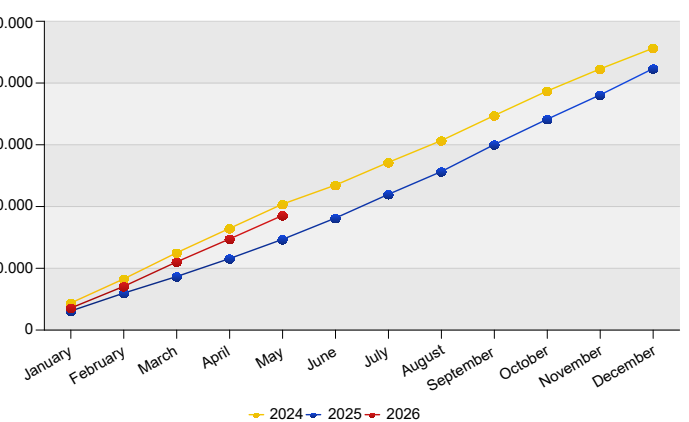
Top Nationalities total applications last twelve months
Period: Jun 2025 - May 2026
Number of total asylum applications: 46.205



Total asylum applications in The Netherlands



Cumulative development of total asylum applications in The Netherlands



First asylum applications in The Netherlands
Source: METIS

Top 10 Last thirteen months **first** asylum applications in The Netherlands

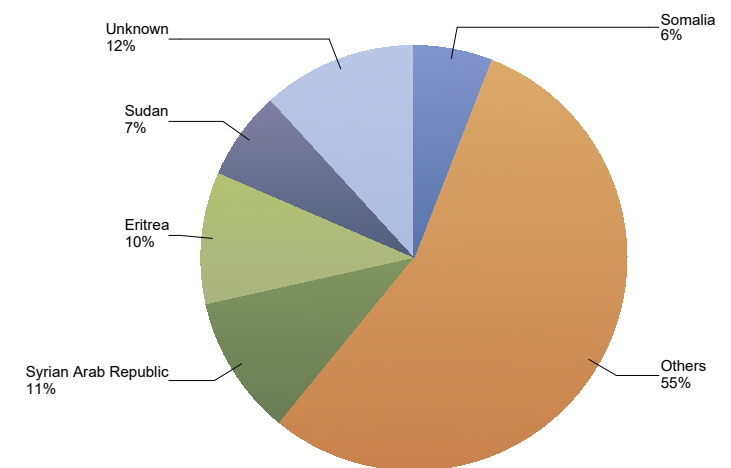
Total 2024	Total 2025 **	Country of citizenship	2025										2026					Last 12 months	Perc
			May	Jun	Jul	Aug	Sep	Oct	Nov	Dec	Total	Jan	Feb	Mar	Apr	May	Total		
1.412	1.504	Unknown	89	99	109	150	183	188	168	293	1.279	357	391	318	428	431	1.925	3.115	12%
11.526	3.280	Syrian Arab Republic	209	196	255	251	351	312	268	305	2.147	211	164	154	161	176	866	2.804	11%
1.464	3.129	Eritrea	463	559	279	277	432	274	275	185	2.744	68	53	73	83	89	366	2.647	10%
522	796	Sudan	35	39	53	62	122	96	150	161	718	97	162	227	264	344	1.094	1.777	7%
1.076	1.289	Somalia	85	101	101	96	139	138	201	188	1.049	99	105	157	124	115	600	1.564	6%
1.868	1.468	Turkey	99	110	125	131	157	134	162	128	1.046	102	110	99	91	93	495	1.442	5%
952	1.205	Algeria	56	51	84	104	126	145	183	171	920	135	83	74	76	70	438	1.302	5%
1.079	506	Yemen	21	37	43	50	43	69	62	72	397	51	49	77	108	148	433	809	3%
770	813	Nigeria	69	60	72	54	74	97	52	57	535	79	79	73	51	58	340	806	3%
491	758	Afghanistan	62	53	77	54	71	74	75	86	552	64	75	71	53	35	298	788	3%
11.015	9.325	Others	594	677	852	735	1.004	945	890	926	6.623	803	687	635	653	587	3.365	9.394	36%
32.175	24.073	Total	1.782	1.982	2.050	1.964	2.702	2.472	2.486	2.572	18.010	2.066	1.958	1.958	2.092	2.146	10.220	26.448	100%

* To conceal the lowest figures, all values between 0 and 4 are replaced by asterisk.

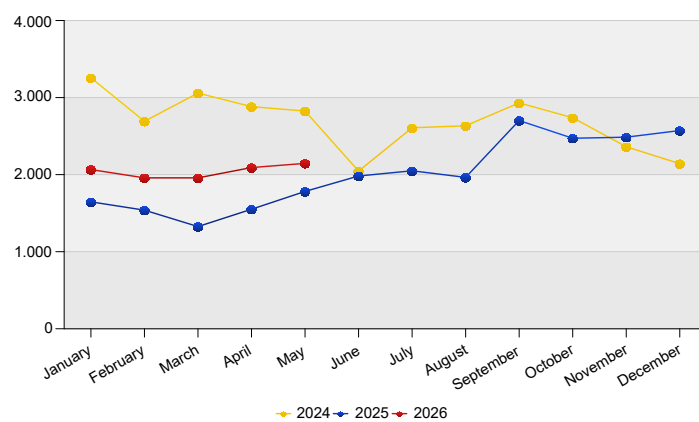
Top First asylum applications in The Netherlands May 2026

	Country of citizenship		%
1	Unknown	431	20%
2	Sudan	344	16%
3	Syrian Arab Republic	176	8%
4	Yemen	148	7%
5	Somalia	115	5%
6	Turkey	93	4%
7	Eritrea	89	4%
8	Algeria	70	3%
9	Nigeria	58	3%
10	Iraq	48	2%
	Others	574	27%
Total May 2026		2.146	100%

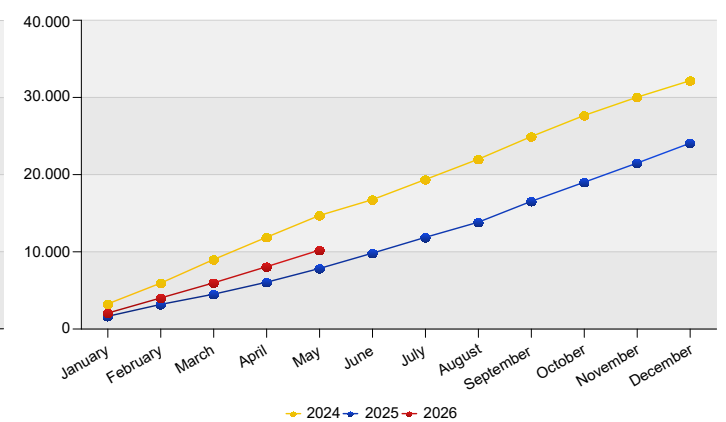
Top Nationalities first applications last twelve months
Period: Jun 2025 - May 2026
Number of first asylum applications: 26.448



First asylum applications in The Netherlands



Cumulative development of first asylum applications in The Netherlands



Repeated asylum applications in The Netherlands
Source: METIS

Top 10 Last thirteen months repeated asylum applications in The Netherlands

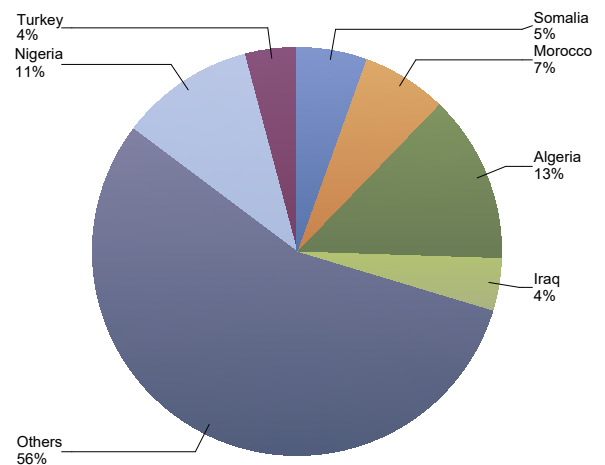
Total 2024	Total 2025	Country of citizenship	2025										2026					Last 12 months	Perc
			May	Jun	Jul	Aug	Sep	Oct	Nov	Dec	Total	Jan	Feb	Mar	Apr	May	Total		
264	249	Algeria	18	19	18	26	23	17	27	26	174	22	27	16	19	17	101	257	13%
161	173	Nigeria	23	10	16	14	20	12	12	14	121	24	23	13	22	25	107	205	11%
131	118	Morocco	6	12	15	9	9	12	8	11	82	6	15	10	10	13	54	130	7%
43	95	Somalia	5	5	6	6	11	12	9	13	67	9	7	7	12	9	44	106	5%
84	90	Iraq	13	12	5	6	7	6	15	8	72	6	*	5	*	21	80	4%	
37	62	Turkey	*	*	12	*	7	*	6	*	40	7	5	7	7	17	43	80	4%
130	93	Syrian Arab Republic	6	*	6	8	8	5	7	12	55	*	8	5	5	25	74	4%	
39	41	Iran (Islamic Republic of)	*	*	7	*	6	*	*	*	29	9	6	13	5	6	39	65	3%
42	49	Eritrea	*	*	8	7	5	*	5	6	42	*	*	*	*	5	14	53	3%
15	45	Afghanistan	5	*	*	7	5	*	*	10	38	*	5	*	*	16	49	3%	
639	751	Others	57	62	90	67	64	64	67	73	544	71	63	73	79	60	346	833	43%
1.585	1.766	Total	142	135	186	156	165	143	162	175	1.264	163	165	153	168	161	810	1.932	100%

* To conceal the lowest figures, all values between 0 and 4 are replaced by asterisk.

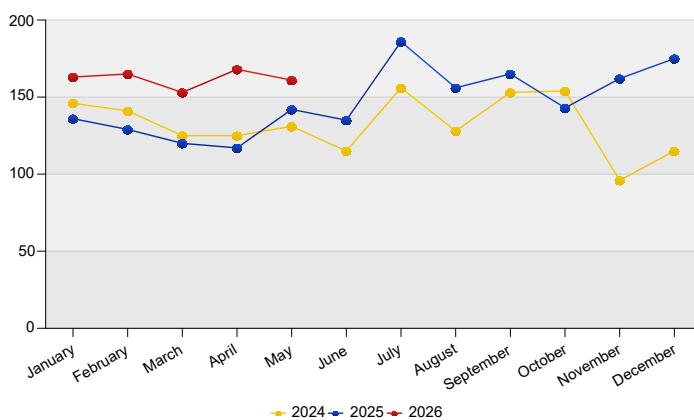
Top Repeated asylum applications in The Netherlands May 2026

Country of citizenship		%
1 Nigeria	25	16%
2 Algeria	17	11%
3 Turkey	17	11%
4 Morocco	13	8%
5 Moldova, Republic of	9	6%
6 Somalia	9	6%
7 Iran (Islamic Republic of)	6	4%
Others	65	40%
Total May 2026	161	100%

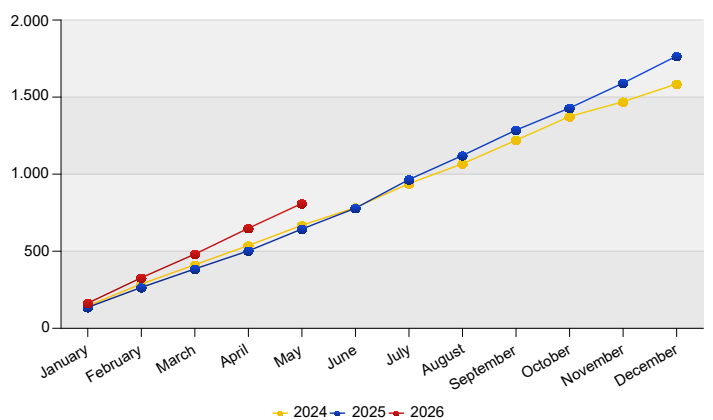
Top Nationalities repeated asylum applications last twelve months
Period: Jun 2025 - May 2026
Number of repeated asylum applications: 1.932



Repeated asylum applications in The Netherlands



Cumulative development of repeated asylum applications in The Netherlands



Influx of family reunification in The Netherlands (Council Directive 2003/86/EC Chapter V)
Source: METIS

Top 10 Last thirteen months Influx of family reunification in The Netherlands

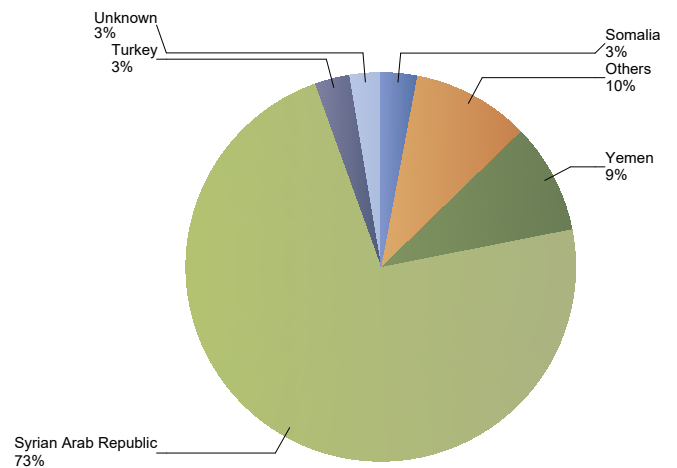
Total 2024	Total 2025	Country of citizenship	2025										2026					Last 12 months	Perc
			May	Jun	Jul	Aug	Sep	Oct	Nov	Dec	Total	Jan	Feb	Mar	Apr	May	Total		
8.712	12.132	Syrian Arab Republic	941	934	1.080	1.072	985	1.064	886	1.108	8.070	956	1.044	1.431	1.167	1.211	5.809	12.938	73%
832	1.476	Yemen	64	170	233	226	188	172	116	122	1.291	91	75	105	75	61	407	1.634	9%
215	397	Somalia	43	40	40	14	38	48	28	65	316	62	63	61	21	48	255	528	3%
472	462	Turkey	26	40	59	38	45	36	45	49	338	30	41	47	45	39	202	514	3%
291	360	Unknown	11	20	34	26	27	27	56	24	225	51	48	47	46	65	257	471	3%
201	313	Eritrea	18	28	24	23	31	24	33	36	217	25	29	58	40	22	174	373	2%
139	361	Pakistan	23	23	31	53	48	44	33	16	271	14	23	27	18	15	97	345	2%
395	252	Iraq	12	22	48	34	25	17	9	18	185	11	18	14	6	10	59	232	1%
160	192	Afghanistan	15	21	13	17	27	9	13	30	145	25	6	7	5	6	49	179	1%
10	68	Palestinian Territory, Occupied	*	*	*	5	34	10	5	13	67	14	9	14	5	*	46	113	1%
452	483	Others	36	32	46	58	58	38	65	26	359	56	27	47	28	17	175	498	3%
11.879	16.496	Total	1.189	1.330	1.608	1.566	1.506	1.489	1.289	1.507	11.484	1.335	1.383	1.858	1.456	1.498	7.530	17.825	100%

* To conceal the lowest figures, all values between 0 and 4 are replaced by asterisk.

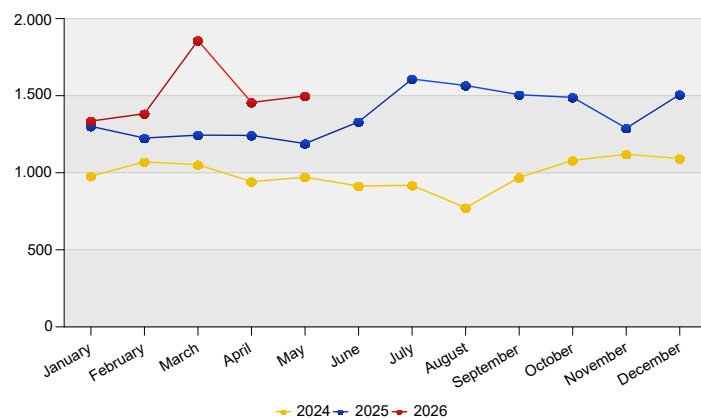
Top Influx of family reunification in The Netherlands May 2026

	Country of citizenship		%
1	Syrian Arab Republic	1.211	81%
2	Unknown	65	4%
3	Yemen	61	4%
4	Somalia	48	3%
5	Turkey	39	3%
	Others	74	5%
Total May 2026		1.498	100%

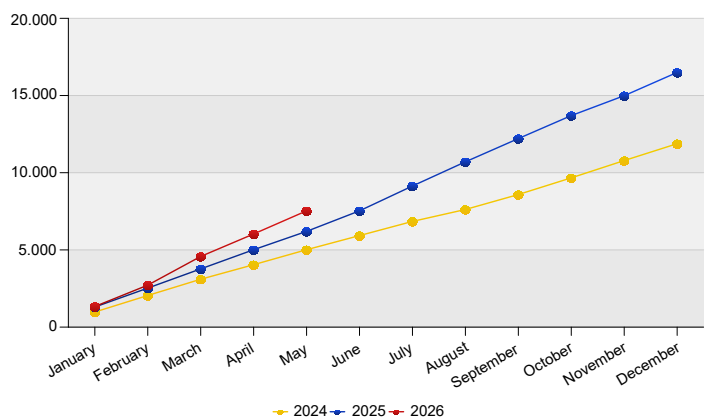
Top Nationalities Influx of family reunification last twelve months
Period: Jun 2025 - May 2026
Number of influx family reunification: 17.825



Influx of family reunification in The Netherlands



Cumulative development of Influx of family reunification in The Netherlands



Influx of indicated unaccompanied minor asylum seekers in The Netherlands
 Source: METIS

Top 10 Unaccompanied minor asylum applications in The Netherlands

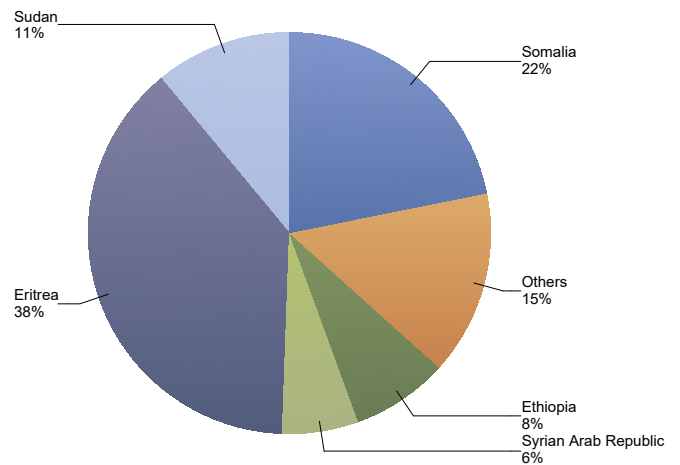
Total 2024	Total 2025	Country of citizenship	2025										2026					Last 12 months	Perc
			May	Jun	Jul	Aug	Sep	Oct	Nov	Dec	Total	Jan	Feb	Mar	Apr	May	Total		
476	1.645	Eritrea	291	306	166	137	226	149	132	70	1.477	18	10	21	22	24	95	1.281	38%
226	571	Somalia	30	34	33	39	61	72	108	113	490	36	52	85	50	45	268	728	22%
61	170	Sudan	7	7	6	19	25	23	38	35	160	19	27	37	54	77	214	367	11%
131	315	Ethiopia	34	47	41	65	48	26	16	10	287	*	*	*	*	*	6	259	8%
1.982	280	Syrian Arab Republic	35	16	28	27	34	14	12	13	179	14	14	10	12	11	61	205	6%
45	98	Algeria	*	*	*	13	8	8	18	29	84	*	5	*	*	8	24	105	3%
192	71	Gambia	*	*	*	7	5	9	*	*	33	*	*	*	9	*	17	47	1%
43	43	Morocco	*	*	*	*	7	5	5	10	33	*	*	*	*	*	13	44	1%
35	33	Afghanistan	*	*	*	*	*	*	*	*	22	5	*	5	*	*	18	38	1%
80	36	Unknown	*	*	*	*	7	5	*	*	27	*	*	*	*	*	7	32	1%
666	248	Others	14	13	24	19	14	30	29	22	165	13	15	10	23	16	77	228	7%
3.937	3.510	Total	423	432	310	332	439	342	365	314	2.957	118	127	179	181	195	800	3.334	100%

* To conceal the lowest figures, all values between 0 and 4 are replaced by asterisk.

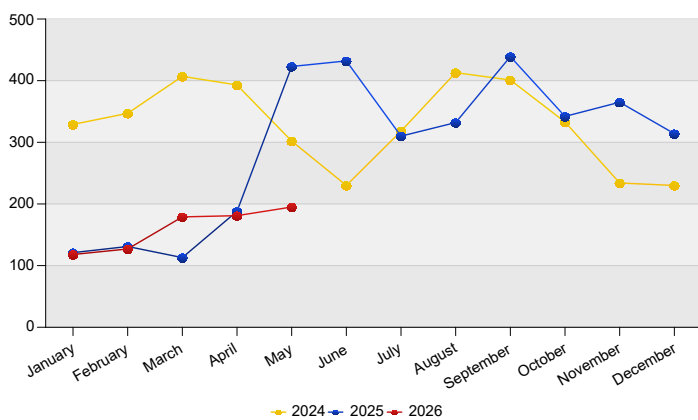
Top Unaccompanied minor asylum applications in The Netherlands May 2026

Country of citizenship		%
1 Sudan	77	39%
2 Somalia	45	23%
3 Eritrea	24	12%
4 Syrian Arab Republic	11	6%
5 Algeria	8	4%
Others	30	15%
Total May 2026	195	100%

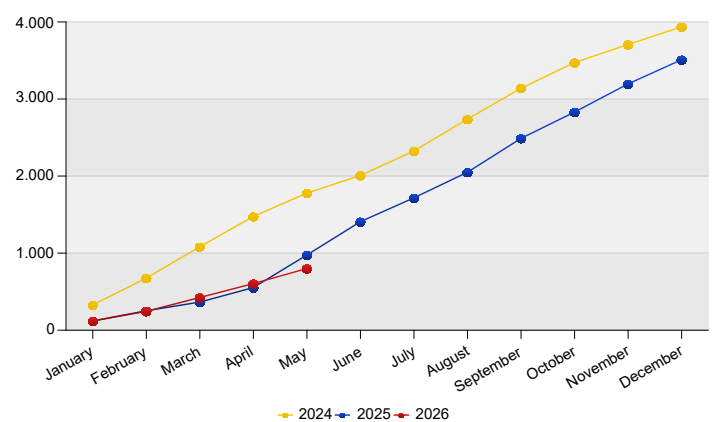
Top Nationalities unaccompanied minor asylum applications last twelve months
 Period: Jun 2025 - May 2026
 Number of unaccompanied minor asylum applications: 3.334



Unaccompanied minor asylum applications in The Netherlands



Cumulative development of Unaccompanied minor asylum applications in The Netherlands



Monthly First Asylum Applications in The Netherlands in 2026

Source: METIS

Country of citizenships	Jan	Feb	Mar	Apr	May	2023	2024	2025	2026
Afghanistan	64	75	71	53	35	669	491	758	298
Albania	*	*	*	*	*	28	22	18	*
Algeria	135	83	74	76	70	1.556	952	1.205	438
Angola	*	*	*	*	*	26	40	79	13
Argentina	*	*	*	*	*	*	*	*	*
Armenia	*	*	*	*	*	50	37	46	8
Australia	*	*	*	*	*	*	*	*	*
Azerbaijan	14	13	6	10	9	121	151	175	52
Bahrain	*	*	*	*	*	9	*	*	*
Bangladesh	*	*	*	*	*	20	38	35	6
Belarus	6	5	*	*	*	82	51	105	15
Belgium	*	*	*	*	*	*	*	*	*
Belize	*	*	*	*	*	*	*	*	*
Benin	*	*	*	*	5	25	10	14	7
Bolivia	*	*	*	*	*	6	5	*	*
Bosnia and Herzegovina	*	*	*	*	*	10	7	6	*
Brazil	*	*	5	*	*	9	20	18	11
Bulgaria	*	*	*	*	*	*	*	*	*
Burkina Faso	*	*	*	*	*	9	12	12	*
Burundi	*	*	*	*	*	6	6	12	*
Cambodia	*	*	*	*	*	*	*	*	*
Cameroon	*	6	*	*	*	58	68	38	17
Canada	*	*	*	*	*	*	*	*	*
Cape Verde	*	*	*	*	*	*	*	*	*
Central African Republic	*	*	*	*	*	*	18	*	5
Chad	*	*	*	*	*	14	27	7	5
Chile	*	*	5	*	*	5	*	*	11
China (including Hong Kong)	10	9	23	29	30	409	201	257	101
Colombia	25	33	29	38	34	588	562	393	159
Comoros	*	*	*	*	*	*	*	9	5
Congo, the Democratic Republic of the	*	11	*	*	*	28	24	31	17
Congo, the Republic of the	14	*	*	*	*	23	20	40	22
Costa Rica	*	*	*	*	*	*	*	*	*
Cote d'Ivoire	*	*	*	*	*	31	38	17	9
Croatia	*	*	*	*	*	*	*	*	*
Cuba	*	*	*	*	*	12	22	19	*
Djibouti	*	*	*	*	*	6	6	*	*
Dominica	*	*	*	*	*	*	*	*	*
Dominican Republic	*	*	*	*	*	13	5	7	*
East Timor	*	*	*	*	*	*	*	*	*
Ecuador	*	*	*	*	*	28	49	12	*
Egypt	17	24	11	23	18	321	302	321	93
El Salvador	*	*	*	*	*	22	10	15	*
Equatorial Guinea	*	*	*	*	*	*	*	*	*
Eritrea	68	53	73	83	89	2.345	1.464	3.129	366
Estonia	*	*	*	*	*	*	*	*	*
Ethiopia	14	13	21	14	19	323	416	668	81
France	*	*	*	*	*	*	7	*	*
Gambia	11	7	14	15	6	209	409	206	53
Georgia	12	15	23	13	8	119	101	208	71
Germany	*	*	*	*	*	7	7	*	*
Ghana	6	17	5	8	*	57	64	68	40
Greece	*	*	*	*	*	*	*	6	*
Guatemala	*	*	*	*	*	*	*	*	*
Guinea	13	8	*	10	*	163	184	151	35
Guinea-Bissau	*	*	*	*	*	6	*	7	*
Guyana	*	*	*	*	*	*	*	*	*
Haiti	*	*	*	*	*	23	7	11	*
Holy See (Vatican City State)	*	*	*	*	*	*	*	*	*
Honduras	*	*	*	*	*	11	7	8	*

Monthly First Asylum Applications in The Netherlands in 2026

Source: METIS

Country of citizenships	Jan	Feb	Mar	Apr	May	2023	2024	2025	2026
Hungary	*	*	*	*	*	*	6	*	*
India	11	7	*	6	6	149	72	83	34
Indonesia	*	*	*	*	*	*	7	33	8
Iran (Islamic Republic of)	36	48	42	34	33	1.122	703	431	193
Iraq	54	43	42	41	48	1.495	2.222	571	228
Israel	*	*	*	*	*	14	13	11	*
Italy	*	*	*	*	*	7	6	6	*
Jamaica	*	*	6	*	*	22	22	17	11
Japan	*	*	*	*	*	*	*	*	*
Jordan	28	17	8	5	*	117	75	163	62
Kazakhstan	12	*	9	8	*	47	24	28	32
Kenya	*	5	5	7	*	56	108	50	23
Korea, Republic of	*	*	*	*	*	*	*	*	*
Kosovo	*	*	*	*	*	9	5	6	*
Kuwait	*	*	*	*	*	10	12	32	7
Kyrgyzstan	*	*	*	*	*	7	10	*	*
Lao People's Democratic Republic	*	*	*	*	*	*	*	*	*
Latvia	*	*	*	*	*	*	5	*	*
Lebanon	*	*	*	7	11	78	80	90	27
Liberia	*	*	*	*	*	21	26	26	5
Libyan Arab Jamahiriya	38	24	30	24	36	241	181	288	152
Lithuania	*	*	*	*	*	*	*	*	*
Malawi	*	*	*	*	*	5	6	12	*
Malaysia	*	*	*	*	*	*	*	11	*
Maldives	*	*	*	*	*	*	*	*	*
Mali	*	*	*	*	*	26	35	29	5
Malta	*	*	*	*	*	*	*	*	*
Mauritania	*	*	*	*	*	*	126	5	*
Mexico	*	*	*	*	*	13	9	40	*
Moldova, Republic of	16	11	*	*	*	652	518	141	34
Mongolia	*	*	*	*	*	12	18	14	*
Montenegro	*	*	*	*	*	*	*	*	*
Morocco	71	47	33	46	39	884	603	670	236
Mozambique	*	*	*	*	*	*	*	*	*
Myanmar	9	*	8	*	7	50	60	90	29
Namibia	*	*	*	*	*	8	*	*	*
Nepal	*	*	*	*	*	6	7	11	5
Netherlands	*	11	20	17	11	12	37	13	61
New Zealand	*	*	*	*	*	*	*	*	*
Nicaragua	*	*	*	*	*	22	15	12	*
Niger	*	*	*	*	*	34	19	17	7
Nigeria	79	79	73	51	58	656	770	813	340
Oman	*	*	*	*	*	5	*	8	*
Pakistan	94	52	53	60	45	637	489	689	304
Palestinian Territory, Occupied	42	20	17	10	5	28	36	126	94
Panama	*	*	*	*	*	*	6	6	*
Paraguay	*	*	*	*	*	*	*	*	*
Peru	*	*	*	*	*	63	27	30	7
Philippines	*	*	*	*	*	*	8	13	*
Poland	5	5	7	12	*	7	20	46	31
Portugal	*	*	*	*	*	*	*	*	*
Republic of North Macedonia	*	*	*	*	*	20	29	24	*
Romania	*	*	*	*	*	*	9	*	*
Russian Federation	*	20	10	11	16	330	254	209	58
Rwanda	*	*	*	*	*	11	7	7	*
Saint Kitts and Nevis	*	*	*	*	*	*	*	*	*
Saint Vincent and the Grenadines	*	*	*	*	*	*	*	6	*
Saudi Arabia	*	*	*	*	*	29	28	32	6
Senegal	*	*	*	*	*	23	179	40	11
Serbia	*	*	*	5	*	36	23	20	7

Monthly First Asylum Applications in The Netherlands in 2026

Source: METIS

Country of citizenships	Jan	Feb	Mar	Apr	May	2023	2024	2025	2026
Sierra Leone	40	28	37	33	39	340	244	526	177
Slovak Republic	*	*	*	*	*	*	*	*	*
Somalia	99	105	157	124	115	1.807	1.076	1.289	600
South Africa	*	*	*	*	*	19	16	17	11
South Sudan	5	*	*	6	*	25	16	27	13
Spain	*	*	*	*	*	6	*	*	*
Sri Lanka	*	*	*	*	*	38	52	53	13
Stateless	*	*	*	*	*	61	32	33	8
Sudan	97	162	227	264	344	809	522	796	1.094
Suriname	*	*	*	*	*	8	11	14	*
Swaziland	6	*	*	*	6	*	7	51	14
Sweden	*	*	*	*	*	*	*	*	*
Syrian Arab Republic	211	164	154	161	176	13.028	11.526	3.280	866
Taiwan	*	*	*	*	*	*	*	*	*
Tajikistan	9	*	*	*	*	34	38	24	18
Tanzania, United Republic of	5	*	*	*	*	20	23	27	15
Thailand	*	*	*	*	*	*	*	*	*
Togo	*	*	*	*	*	*	*	8	*
Trinidad and Tobago	9	*	*	*	*	7	14	27	14
Tunisia	27	21	9	17	13	429	328	262	87
Turkey	102	110	99	91	93	2.862	1.868	1.468	495
Turkmenistan	6	*	*	*	*	11	16	36	12
Tuvalu	*	*	*	*	*	*	*	*	*
Uganda	47	38	42	42	33	284	286	410	202
Ukraine	*	13	*	*	*	601	424	78	22
United Arab Emirates	*	*	*	*	*	*	*	*	*
United Kingdom	*	*	*	*	*	*	11	10	*
United States of America	*	*	*	*	*	18	9	76	7
Unknown	357	391	318	428	431	1.231	1.412	1.504	1.925
Uruguay	*	*	*	*	*	*	*	*	*
Uzbekistan	20	26	8	13	9	53	58	117	76
Vanuatu	*	*	*	*	*	*	*	*	*
Venezuela	12	12	16	9	10	167	207	184	59
Viet Nam	*	*	*	*	*	26	10	20	5
Yemen	51	49	77	108	148	1.982	1.079	506	433
Zambia	*	*	*	*	*	*	*	7	*
Zimbabwe	*	5	*	6	*	25	30	54	20
Other	*	*	*	*	*	8	18	*	*
Totaal	2.066	1.958	1.958	2.092	2.146	38.377	32.175	24.073	10.220

* To conceal the lowest figures, all values between 0 and 4 are replaced by asterisk.
Selection criterion for this table: all nationalities with at least 1 application in the current year.