



Immigratie- en Naturalisatiedienst  
*Ministerie van Justitie en Veiligheid*

## **Asylum Trends**

Monthly Report on Asylum Applications in The Netherlands

April 2024

## Colophon

**Title** Asylum Trends

**Subtitle** Monthly Report on Asylum Applications in The Netherlands  
Recent trends

**Author** Ministry of Justice and Security  
Immigration and Naturalisation Service (IND)  
IND Business Information Centre (BIC)  
Rijnstraat 8 | 2515 XP Den Haag  
Postbus 16275 | 2500 BG Den Haag

Migratie in beweging



EUROPESE UNIE  
Het Fonds voor asiel,  
migratie en integratie

# Contents

<i>Colophon</i>	2
-----------------	---

## **Asylum applications in The Netherlands**

Total asylum applications in The Netherlands	4
First asylum applications in The Netherlands	5
Repeated asylum applications in The Netherlands	6
Family reunification in The Netherlands	7
Unaccompanied minor asylum seekers in The Netherlands	8
Monthly first asylum applications in The Netherlands	9

## **Appendix**

Appendix: Relocation and Resettlement

**Total asylum influx in The Netherlands (first applications, repeated applications, family reunification influx)**  
Source: METIS

Top 10 Last thirteen months **total** asylum applications in The Netherlands

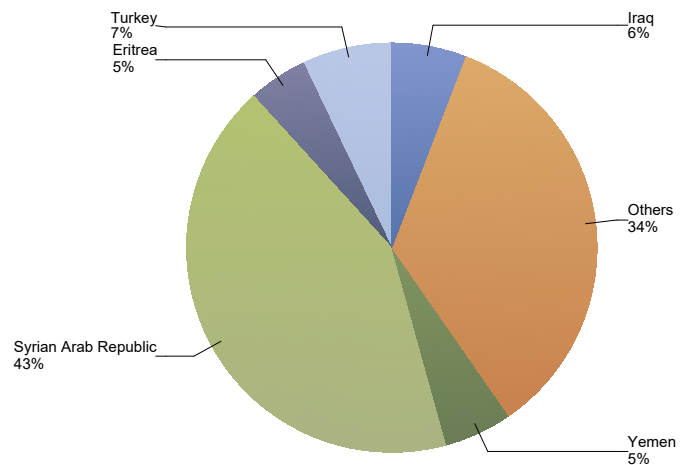
Total 2022	Total 2023	Country of citizenship	2023										2024				Last 12 months	Perc	
			Apr	May	Jun	Jul	Aug	Sep	Oct	Nov	Dec	Total	Jan	Feb	Mar	Apr			Total
19.989	19.803	Syrian Arab Republic	1.163	1.374	1.603	1.879	1.916	2.284	2.712	2.304	1.897	17.132	1.906	1.626	1.705	1.704	6.941	22.910	43%
3.802	4.038	Turkey	253	264	318	425	379	380	566	381	327	3.293	277	187	186	133	783	3.823	7%
933	1.856	Iraq	222	158	123	121	87	108	130	187	430	1.566	237	441	618	505	1.801	3.145	6%
2.813	2.809	Yemen	239	242	238	252	216	249	301	267	231	2.235	218	230	256	188	892	2.888	5%
1.935	2.602	Eritrea	139	205	225	296	240	238	261	281	227	2.112	173	126	103	125	527	2.500	5%
1.624	1.942	Somalia	143	202	159	219	149	109	134	177	133	1.425	141	109	85	126	461	1.743	3%
1.277	1.371	Unknown	87	99	117	106	109	121	155	155	126	1.075	169	128	159	162	618	1.606	3%
1.264	1.644	Algeria	95	128	148	132	123	108	145	180	135	1.194	169	101	78	90	438	1.537	3%
1.135	1.255	Iran (Islamic Republic of)	114	117	94	95	55	99	93	81	100	848	77	65	58	83	283	1.017	2%
779	1.034	Morocco	59	76	72	102	70	85	97	98	91	750	71	66	63	43	243	934	2%
12.440	11.538	Others	762	742	940	919	896	902	1.445	1.282	1.169	9.057	935	815	923	763	3.436	11.731	22%
47.991	49.892	<b>Total</b>	<b>3.276</b>	<b>3.607</b>	<b>4.037</b>	<b>4.546</b>	<b>4.240</b>	<b>4.683</b>	<b>6.039</b>	<b>5.393</b>	<b>4.866</b>	<b>40.687</b>	<b>4.373</b>	<b>3.894</b>	<b>4.234</b>	<b>3.922</b>	<b>16.423</b>	<b>53.834</b>	<b>100%</b>

\* To conceal the lowest figures, all values between 0 and 4 are replaced by asterisk.

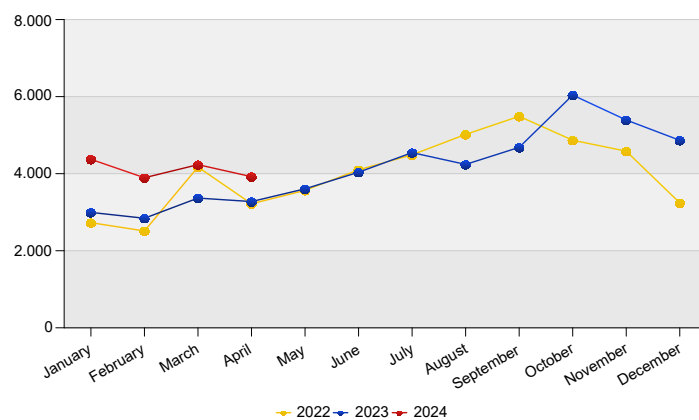
Top Total asylum applications in The Netherlands  
April 2024

	Country of citizenship		%
1	Syrian Arab Republic	1.704	43%
2	Iraq	505	13%
3	Yemen	188	5%
4	Unknown	162	4%
5	Turkey	133	3%
6	Somalia	126	3%
7	Eritrea	125	3%
8	Algeria	90	2%
9	Iran (Islamic Republic of)	83	2%
10	Nigeria	67	2%
	Others	739	19%
<b>Total April 2024</b>		<b>3.922</b>	<b>100%</b>

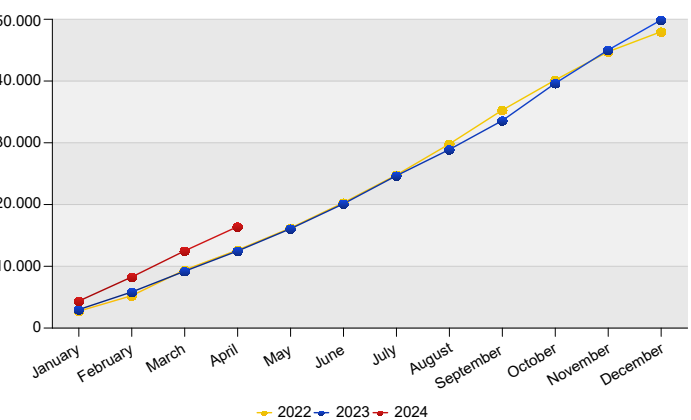
Top Nationalities total applications last twelve months  
Period: May 2023 - Apr 2024  
Number of total asylum applications: 53.834



Total asylum applications in The Netherlands



Cumulative development of total asylum applications in The Netherlands



**First asylum applications in The Netherlands**  
Source: METIS

Top 10 Last thirteen months **first** asylum applications in The Netherlands

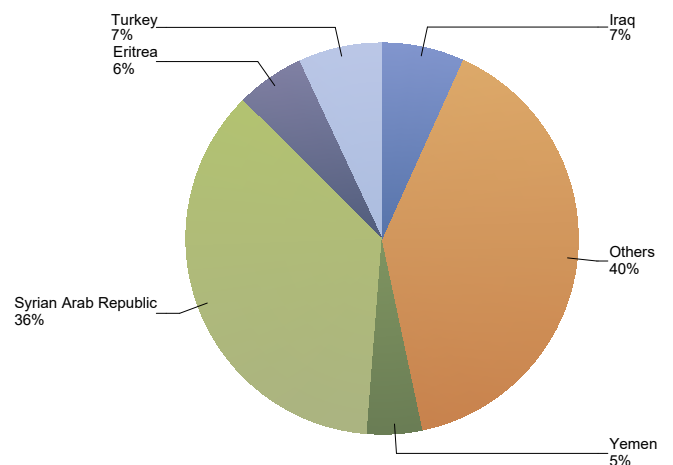
Total 2022	Total 2023 **	Country of citizenship	2023												2024					Last 12 months	Perc
			Apr	May	Jun	Jul	Aug	Sep	Oct	Nov	Dec	Total	Jan	Feb	Mar	Apr	Total				
12.648	13.028	Syrian Arab Republic	584	764	1.029	1.279	1.368	1.672	2.118	1.462	1.196	11.472	1.181	800	919	1.042	3.942	14.830	36%		
2.684	2.862	Turkey	149	152	202	312	304	259	452	298	259	2.387	241	110	144	116	611	2.849	7%		
671	1.495	Iraq	194	135	80	111	41	89	95	163	402	1.310	210	403	579	450	1.642	2.758	7%		
1.365	2.345	Eritrea	103	188	212	294	235	221	242	257	210	1.962	141	104	92	98	435	2.294	6%		
2.428	1.982	Yemen	219	132	168	180	113	120	236	159	163	1.490	132	161	178	128	599	1.870	5%		
1.457	1.807	Somalia	138	190	150	209	141	106	112	152	123	1.321	121	95	77	106	399	1.582	4%		
1.206	1.556	Algeria	89	119	144	123	113	102	135	170	129	1.124	157	83	58	68	366	1.401	3%		
1.113	1.231	Unknown	79	92	104	104	107	116	131	132	104	969	123	105	122	132	482	1.372	3%		
702	1.122	Iran (Islamic Republic of)	103	106	82	83	50	90	87	71	96	768	69	59	49	73	250	915	2%		
195	809	Sudan	10	25	49	41	40	68	262	168	83	746	39	28	42	42	151	887	2%		
11.066	10.140	Others	689	653	819	830	800	789	1.140	1.103	1.063	7.886	836	739	800	617	2.992	10.189	25%		
<b>35.535</b>	<b>38.377</b>	<b>Total</b>	<b>2.357</b>	<b>2.556</b>	<b>3.039</b>	<b>3.566</b>	<b>3.312</b>	<b>3.632</b>	<b>5.010</b>	<b>4.135</b>	<b>3.828</b>	<b>31.435</b>	<b>3.250</b>	<b>2.687</b>	<b>3.060</b>	<b>2.872</b>	<b>11.869</b>	<b>40.947</b>	<b>100%</b>		

\* To conceal the lowest figures, all values between 0 and 4 are replaced by asterisk.

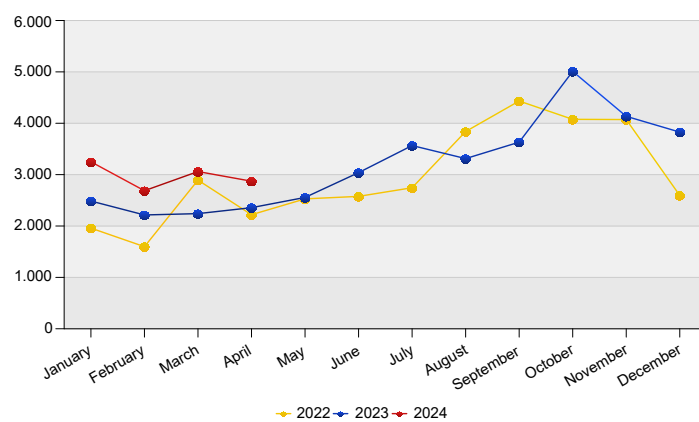
Top First asylum applications in The Netherlands  
April 2024

	Country of citizenship		%
1	Syrian Arab Republic	1.042	36%
2	Iraq	450	16%
3	Unknown	132	5%
4	Yemen	128	4%
5	Turkey	116	4%
6	Somalia	106	4%
7	Eritrea	98	3%
8	Iran (Islamic Republic of)	73	3%
9	Algeria	68	2%
10	Nigeria	56	2%
	Others	603	21%
<b>Total April 2024</b>		<b>2.872</b>	<b>100%</b>

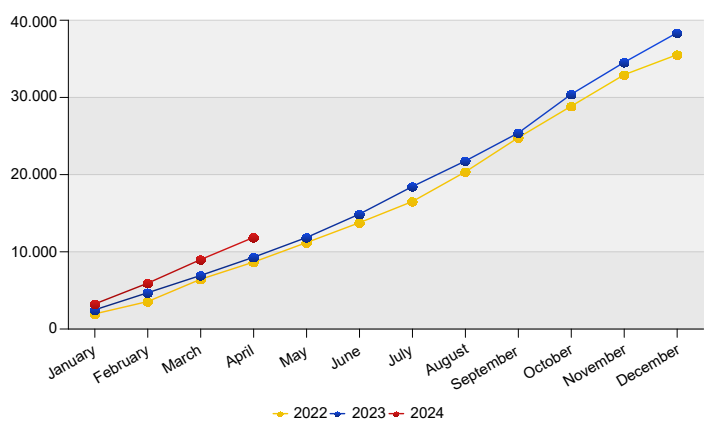
Top Nationalities first applications last twelve months  
Period: May 2023 - Apr 2024  
Number of first asylum applications: 40.947



First asylum applications in The Netherlands



Cumulative development of first asylum applications in The Netherlands



**Repeated asylum applications in The Netherlands**  
Source: METIS

Top 10 Last thirteen months repeated asylum applications in The Netherlands

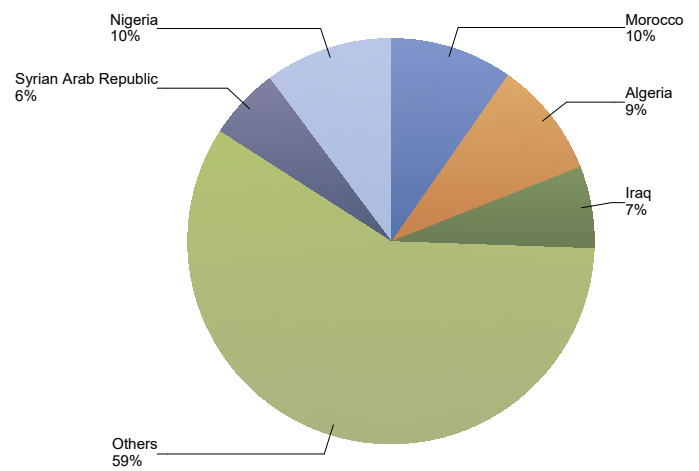
Total 2022	Total 2023	Country of citizenship	2023												2024					Last 12 months	Perc
			Apr	May	Jun	Jul	Aug	Sep	Oct	Nov	Dec	Total	Jan	Feb	Mar	Apr	Total				
151	150	Nigeria	23	11	17	13	11	8	15	9	12	119	16	22	6	8	52	148	10%		
54	149	Morocco	11	17	*	9	15	18	14	11	8	107	15	7	12	11	45	141	10%		
54	87	Algeria	6	9	*	9	10	6	10	9	6	69	12	18	20	22	72	135	9%		
132	105	Iraq	6	8	13	6	22	9	*	8	5	77	5	9	7	*	24	95	7%		
103	81	Syrian Arab Republic	*	*	10	9	*	*	*	11	8	55	9	7	10	5	31	83	6%		
43	62	Eritrea	7	*	6	*	*	7	6	8	9	50	7	6	5	12	30	73	5%		
218	93	Iran (Islamic Republic of)	8	7	7	12	*	7	*	6	*	55	*	*	5	*	11	58	4%		
42	44	Somalia	5	7	*	6	*	*	6	5	*	36	5	*	*	6	18	49	3%		
39	52	Uganda	5	7	*	5	7	*	5	*	*	39	9	*	*	*	13	47	3%		
35	35	Egypt	*	*	*	*	*	*	9	5	*	28	*	*	5	10	19	46	3%		
25	40	Gambia	*	*	*	*	7	*	*	7	*	33	*	6	*	*	14	45	3%		
633	492	Others	33	43	34	60	42	37	44	36	34	363	61	56	46	39	202	532	37%		
1.529	1.390	Total	110	122	104	131	127	101	119	119	98	1.031	146	139	124	122	531	1.452	100%		

\* To conceal the lowest figures, all values between 0 and 4 are replaced by asterisk.

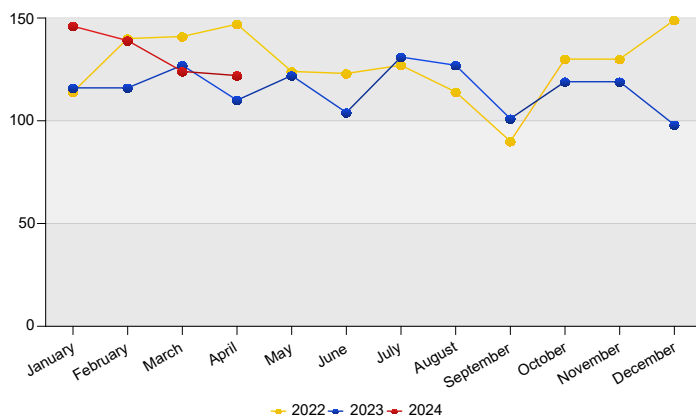
Top Repeated asylum applications in The Netherlands April 2024

Country of citizenship		%
1	Algeria	22 18%
2	Eritrea	12 10%
3	Morocco	11 9%
4	Egypt	10 8%
5	Nigeria	8 7%
	Others	59 48%
<b>Total April 2024</b>		<b>122 100%</b>

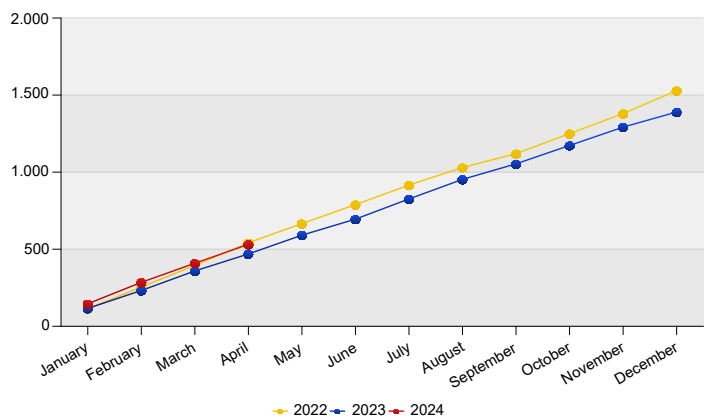
Top Nationalities repeated asylum applications last twelve months  
Period: May 2023 - Apr 2024  
Number of repeated asylum applications: 1.452



Repeated asylum applications in The Netherlands



Cumulative development of repeated asylum applications in The Netherlands



**Influx of family reunification in The Netherlands (Council Directive 2003/86/EC Chapter V)**  
 Source: METIS

Top 10 Last thirteen months Influx of family reunification in The Netherlands

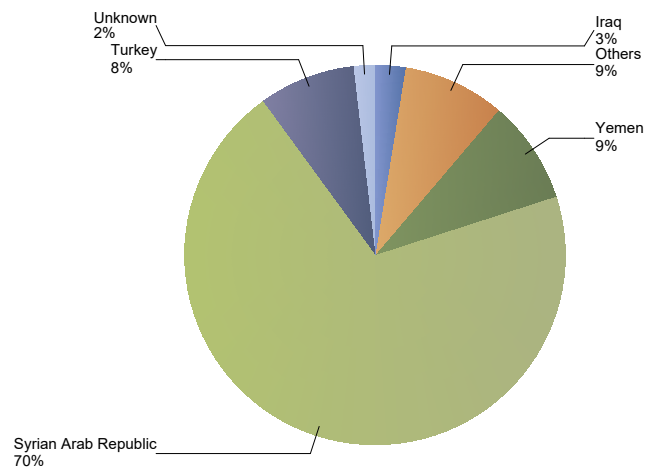
Total 2022	Total 2023	Country of citizenship	2023												2024					Last 12 months	Perc
			Apr	May	Jun	Jul	Aug	Sep	Oct	Nov	Dec	Total	Jan	Feb	Mar	Apr	Total				
7.238	6.694	<b>Syrian Arab Republic</b>	576	606	564	591	545	609	590	831	693	5.605	716	819	776	657	2.968	7.997	70%		
377	822	<b>Yemen</b>	20	110	70	72	103	128	64	105	68	740	82	67	78	60	287	1.007	9%		
1.094	1.144	<b>Turkey</b>	103	107	116	111	70	120	113	82	58	880	32	72	42	14	160	937	8%		
130	256	<b>Iraq</b>	22	15	30	*	24	10	35	16	23	179	22	29	32	52	135	292	3%		
140	119	<b>Unknown</b>	7	5	12	*	*	*	24	19	21	94	43	15	36	30	124	211	2%		
159	190	<b>Afghanistan</b>	22	25	17	13	*	30	10	5	12	136	11	*	29	21	61	175	2%		
527	195	<b>Eritrea</b>	29	13	7	*	*	10	13	16	8	100	25	16	6	15	62	133	1%		
125	91	<b>Somalia</b>	*	5	8	*	7	*	16	20	7	68	15	10	5	14	44	112	1%		
137	91	<b>Pakistan</b>	*	7	17	10	17	*	5	7	9	75	6	7	9	12	34	109	1%		
370	118	<b>Stateless</b>	9	5	11	10	8	14	*	*	*	64	5	6	10	12	33	88	1%		
630	405	<b>Others</b>	21	31	42	32	21	21	37	38	37	280	20	27	27	41	115	374	3%		
10.927	10.125	<b>Total</b>	809	929	894	849	801	950	910	1.139	940	8.221	977	1.068	1.050	928	4.023	11.435	100%		

\* To conceal the lowest figures, all values between 0 and 4 are replaced by asterisk.

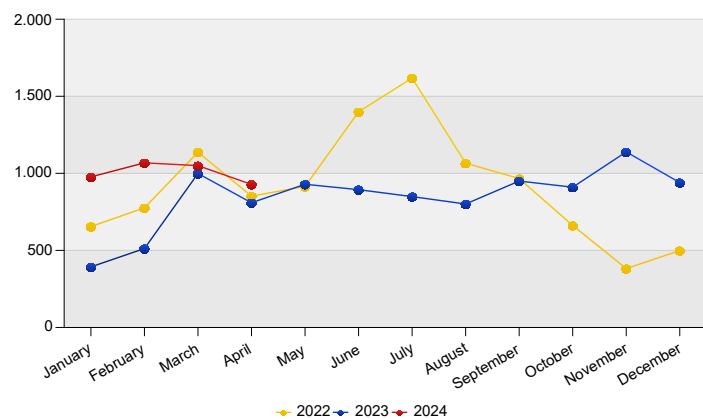
Top Influx of family reunification in The Netherlands April 2024

Country of citizenship			%
1	Syrian Arab Republic	657	71%
2	Yemen	60	6%
3	Iraq	52	6%
4	Unknown	30	3%
5	Afghanistan	21	2%
	Others	108	12%
<b>Total April 2024</b>		928	100%

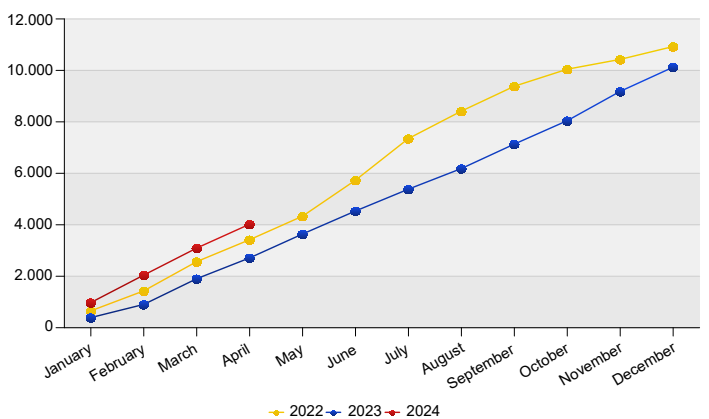
Top Nationalities Influx of family reunification last twelve months  
 Period: May 2023 - Apr 2024  
 Number of influx family reunification: 11.435



Influx of family reunification in The Netherlands



Cumulative development of Influx of family reunification in The Netherlands



**Influx of indicated unaccompanied minor asylum seekers in The Netherlands**  
Source: METIS

Top 10 Unaccompanied minor asylum applications in The Netherlands

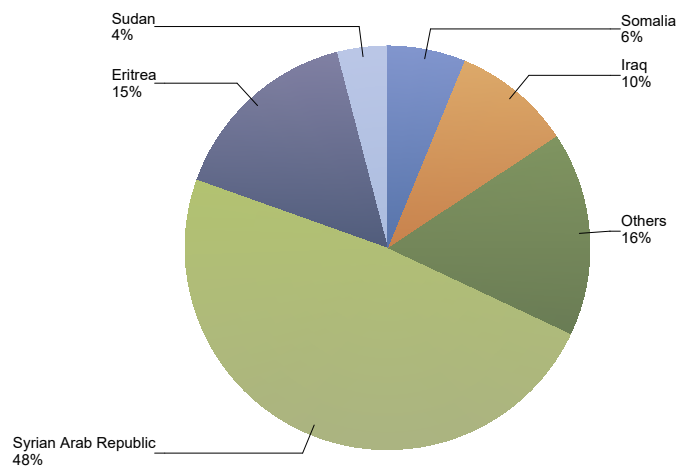
Total 2022	Total 2023	Country of citizenship	2023												2024					Last 12 months	Perc
			Apr	May	Jun	Jul	Aug	Sep	Oct	Nov	Dec	Total	Jan	Feb	Mar	Apr	Total				
2.427	2.797	Syrian Arab Republic	110	146	211	259	367	578	539	241	150	2.601	163	150	165	170	648	3.139	48%		
606	1.030	Eritrea	46	70	88	138	98	136	136	130	69	911	47	26	32	33	138	1.003	15%		
93	335	Iraq	64	41	30	28	*	21	14	31	72	305	38	82	140	115	375	616	10%		
319	482	Somalia	40	58	35	41	37	34	38	40	26	349	27	21	13	31	92	401	6%		
20	241	Sudan	*	*	*	*	7	33	119	56	12	235	8	*	*	13	28	263	4%		
*	90	Gambia	*	*	*	13	11	10	8	19	18	86	20	20	30	28	98	182	3%		
188	171	Yemen	27	7	8	*	11	18	19	14	17	125	*	10	11	14	38	136	2%		
50	99	Ethiopia	*	*	*	5	8	6	12	23	25	88	5	11	7	10	33	117	2%		
72	71	Unknown	*	*	6	8	5	11	12	7	6	63	6	7	11	9	33	92	1%		
145	100	Afghanistan	*	6	9	10	8	15	11	7	8	76	7	*	*	*	16	90	1%		
72	81	Algeria	*	8	*	*	6	5	7	13	15	65	9	9	*	6	27	89	1%		
212	307	Others	12	9	17	21	41	47	52	39	33	271	10	28	25	27	90	349	5%		
4.207	5.804	Total	314	356	418	532	603	914	967	620	451	5.175	343	371	444	458	1.616	6.477	100%		

\* To conceal the lowest figures, all values between 0 and 4 are replaced by asterisk.

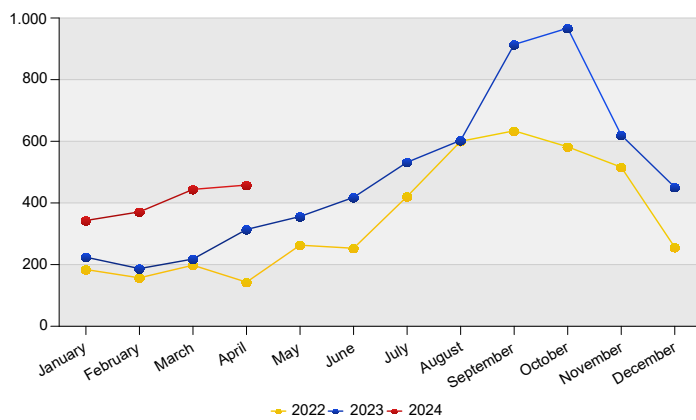
Top Unaccompanied minor asylum applications in The Netherlands April 2024

Country of citizenship			%
1	Syrian Arab Republic	170	37%
2	Iraq	115	25%
3	Eritrea	33	7%
4	Somalia	31	7%
5	Gambia	28	6%
	Others	81	18%
<b>Total April 2024</b>		<b>458</b>	<b>100%</b>

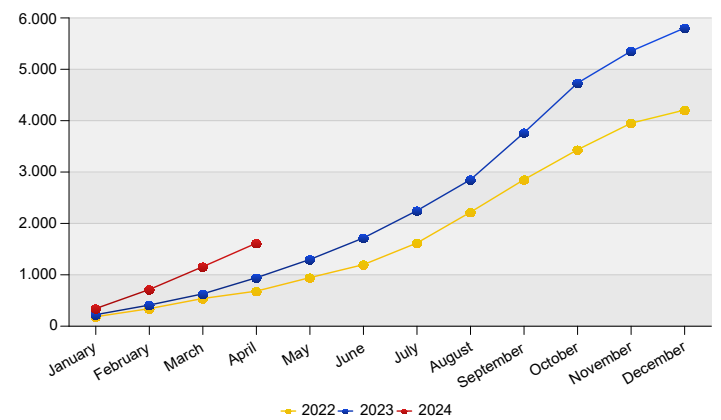
Top Nationalities unaccompanied minor asylum applications last twelve months  
Period: May 2023 - Apr 2024  
Number of unaccompanied minor asylum applications: 6.477



Unaccompanied minor asylum applications in The Netherlands



Cumulative development of Unaccompanied minor asylum applications in The Netherlands







Monthly First Asylum Applications in The Netherlands in 2024

Source: METiS

Country of citizenships	Jan	Feb	Mar	Apr	2021	2022	2023	2024
Afghanistan	55	36	28	28	3.006	2.732	669	147
Albania	*	*	*	*	54	52	28	*
Algeria	157	83	58	68	1.105	1.206	1.556	366
Angola	*	5	*	*	5	17	26	15
Argentina	*	*	*	*	6	5	*	*
Armenia	*	*	*	*	33	50	50	9
Australia	*	*	*	*	*	*	*	*
Azerbaijan	12	11	26	5	78	127	121	54
Bahrain	*	*	*	*	*	5	9	*
Bangladesh	*	*	*	7	11	18	20	14
Barbados	*	*	*	*	*	*	*	*
Belarus	5	7	*	*	86	94	82	16
Belgium	*	*	*	*	*	*	*	*
Benin	*	*	*	*	*	9	25	*
Bolivia	*	*	*	*	*	7	6	*
Bosnia and Herzegovina	*	5	*	*	5	15	10	6
Brazil	*	*	*	*	17	12	9	10
Bulgaria	*	*	*	*	*	*	*	*
Burkina Faso	*	*	*	*	8	*	9	*
Burundi	*	*	*	*	*	16	6	*
Cambodia	*	*	*	*	*	*	*	*
Cameroon	*	14	*	*	17	24	58	22
Canada	*	*	*	*	*	*	*	*
Central African Republic	*	*	*	*	*	*	*	*
Chad	*	*	*	*	17	10	14	*
Chile	*	*	*	*	*	7	5	*
China (including Hong Kong)	20	19	12	11	153	151	409	62
Colombia	45	45	53	54	187	519	588	197
Comoros	*	*	*	*	*	*	*	*
Congo, the Democratic Republic of the	*	*	*	*	11	27	28	6
Congo, the Republic of the	*	*	*	*	25	22	23	8
Cote d'Ivoire	*	*	6	*	11	10	31	12
Croatia	*	*	*	*	*	*	*	*
Cuba	*	5	*	*	17	13	12	12
Czech Republic	*	*	*	*	*	*	*	*
Denmark	*	*	*	*	*	*	*	*
Djibouti	*	*	*	*	*	*	6	*
Dominica	*	*	*	*	*	*	*	*
Dominican Republic	*	*	*	*	*	7	13	*
Ecuador	*	*	*	*	*	*	28	9
Egypt	27	19	23	30	146	262	321	99
El Salvador	*	*	*	*	33	75	22	*
Equatorial Guinea	*	*	*	*	*	*	*	*
Eritrea	141	104	92	98	768	1.365	2.345	435
Estonia	*	*	*	*	*	*	*	*
Ethiopia	17	35	25	23	167	305	323	100
Finland	*	*	*	*	*	*	*	*
France	*	*	*	*	*	5	*	7
Gabon	*	*	*	*	*	*	*	*
Gambia	35	37	39	47	140	102	209	158
Georgia	10	*	12	10	89	156	119	35
Germany	*	*	*	*	9	*	7	*
Ghana	9	6	*	9	40	35	57	28
Greece	*	*	*	*	*	*	*	*



Monthly First Asylum Applications in The Netherlands in 2024

Source: METiS

Country of citizenships	Jan	Feb	Mar	Apr	2021	2022	2023	2024
Guatemala	*	*	*	*	*	*	*	*
Guinea	27	16	16	11	79	95	163	70
Guinea-Bissau	*	*	*	*	*	*	6	*
Guyana	*	*	*	*	*	5	*	*
Haiti	*	*	*	*	15	10	23	5
Honduras	*	*	*	*	8	*	11	*
Hungary	*	*	*	*	*	*	*	*
India	5	9	11	*	120	123	149	26
Indonesia	*	*	*	*	6	*	*	*
Iran (Islamic Republic of)	69	59	49	73	263	702	1.122	250
Iraq	210	403	579	450	746	671	1.495	1.642
Israel	*	*	*	*	*	*	14	6
Italy	*	*	*	*	*	*	7	*
Jamaica	*	*	*	*	18	17	22	*
Japan	*	*	*	*	*	*	*	*
Jordan	9	8	10	*	19	85	117	29
Kazakhstan	*	*	7	*	13	41	47	12
Kenya	7	*	*	7	*	18	56	17
Korea, Republic of	*	*	*	*	7	*	*	*
Kosovo	*	*	*	*	*	9	9	*
Kuwait	*	*	*	*	*	9	10	*
Kyrgyzstan	*	*	*	*	*	18	7	*
Lao People's Democratic Republic	*	*	*	*	*	*	*	*
Latvia	*	*	*	*	*	*	*	*
Lebanon	13	*	7	*	69	65	78	25
Liberia	*	*	7	*	10	9	21	17
Libyan Arab Jamahiriya	14	15	12	13	124	193	241	54
Lithuania	*	*	*	*	*	*	*	*
Madagascar	*	*	*	*	*	*	*	*
Malawi	*	*	*	*	*	*	5	*
Malaysia	*	*	*	*	10	*	*	*
Maldives	*	*	*	*	*	*	*	*
Mali	*	*	*	*	23	20	26	8
Mauritania	*	*	*	*	5	*	*	*
Mexico	*	*	*	*	16	14	13	*
Moldova, Republic of	70	57	52	35	40	205	652	214
Monaco	*	*	*	*	*	*	*	*
Mongolia	*	*	*	*	8	5	12	*
Morocco	56	59	51	32	907	721	884	198
Mozambique	*	*	*	*	*	*	*	*
Myanmar	9	*	*	*	16	58	50	12
Namibia	*	*	*	*	*	*	8	*
Nepal	*	*	*	*	*	9	6	*
Netherlands	*	*	*	*	*	*	12	11
Nicaragua	*	*	*	*	*	67	22	12
Niger	*	*	*	*	16	18	34	6
Nigeria	66	63	63	56	418	521	656	248
Oman	*	*	*	*	*	*	5	*
Pakistan	62	31	30	38	443	877	637	161
Palestinian Territory, Occupied	*	*	*	*	17	32	28	10
Paraguay	*	*	*	*	*	*	*	*
Peru	*	*	7	*	6	19	63	12
Philippines	*	*	*	*	*	*	*	*
Poland	*	*	*	*	*	8	7	*



## Monthly First Asylum Applications in The Netherlands in 2024

Source: METiS

Country of citizenships	Jan	Feb	Mar	Apr	2021	2022	2023	2024
Republic of North Macedonia	*	*	*	*	15	14	20	6
Romania	*	*	*	*	*	*	*	*
Russian Federation	21	21	34	16	205	590	330	92
Rwanda	*	*	*	*	9	6	11	*
Saint Lucia	*	*	*	*	*	*	*	*
Saint Vincent and the Grenadines	*	*	*	*	*	*	*	*
Sao Tome and Principe	*	*	*	*	*	*	*	*
Saudi Arabia	*	*	*	*	31	38	29	13
Senegal	*	6	10	5	42	20	23	23
Serbia	*	*	*	*	32	26	36	5
Sierra Leone	21	9	31	23	66	84	340	84
Somalia	121	95	77	106	903	1.457	1.807	399
South Africa	*	*	*	*	7	17	19	8
South Sudan	*	*	*	*	16	7	25	*
Spain	*	*	*	*	*	*	6	*
Sri Lanka	*	*	*	*	20	31	38	13
Stateless	*	6	*	*	43	39	61	11
Sudan	39	28	42	42	135	195	809	151
Suriname	*	*	*	*	*	9	8	*
Sweden	*	*	*	*	*	*	*	*
Syrian Arab Republic	1.181	800	919	1.042	8.323	12.648	13.028	3.942
Tajikistan	*	*	*	*	17	48	34	8
Tanzania, United Republic of	*	*	*	*	5	11	20	11
Thailand	*	*	*	*	*	*	*	*
Togo	*	*	*	*	*	*	*	*
Trinidad and Tobago	*	*	6	*	9	19	7	6
Tunisia	36	23	29	10	264	285	429	98
Turkey	241	110	144	116	2.459	2.684	2.862	611
Turkmenistan	8	*	*	*	19	26	11	10
Uganda	31	26	18	25	57	192	284	100
Ukraine	36	42	46	13	71	1.060	601	137
United Arab Emirates	*	*	*	*	*	*	*	*
United Kingdom	*	*	*	*	*	8	*	*
United States of America	*	*	*	*	14	17	18	*
Unknown	123	105	122	132	829	1.113	1.231	482
Uruguay	*	*	*	*	*	*	*	*
Uzbekistan	5	10	5	*	22	58	53	23
Venezuela	11	16	10	*	72	175	167	41
Viet Nam	*	*	*	*	13	7	26	*
Yemen	132	161	178	128	1.189	2.428	1.982	599
Zambia	*	*	*	*	*	5	*	*
Zimbabwe	*	*	6	*	6	18	25	13
Other	*	*	*	*	37	23	*	*
<b>Totaal</b>	<b>3.250</b>	<b>2.687</b>	<b>3.060</b>	<b>2.872</b>	<b>24.686</b>	<b>35.535</b>	<b>38.377</b>	<b>11.869</b>

\* To conceal the lowest figures, all values between 0 and 4 are replaced by asterisk.  
Selection criterion for this table: all nationalities with at least 1 application in the current year.