



Asylum Trends

Monthly Report on Asylum Applications in The Netherlands

November 2020

Colophon

Title	Asylum Trends
Subtitle	Monthly Report on Asylum Applications in The Netherlands Recent trends
Author	Ministry of Justice and Security Immigration and Naturalisation Service (IND) IND Business Information Centre (BIC) Rijnstraat 8 2515 XP Den Haag Postbus 16275 2500 BG Den Haag

Migratie in beweging



EUROPESE UNIE
Het Fonds voor asiel,
migratie en integratie

Contents

<i>Colophon</i>	2
-----------------	---

Asylum applications in The Netherlands

Total asylum applications in The Netherlands	4
First asylum applications in The Netherlands	5
Repeated asylum applications in The Netherlands	6
Family reunification in The Netherlands	7
Unaccompanied minor asylum seekers in The Netherlands	8
Monthly first asylum applications in The Netherlands	9

Appendix

Appendix: Relocation and Resettlement

Appendix: Eurostat

Total asylum influx in The Netherlands (first applications, repeated applications, family reunification influx)
Source: METIS

Top 10 Last thirteen months **total** asylum applications in The Netherlands

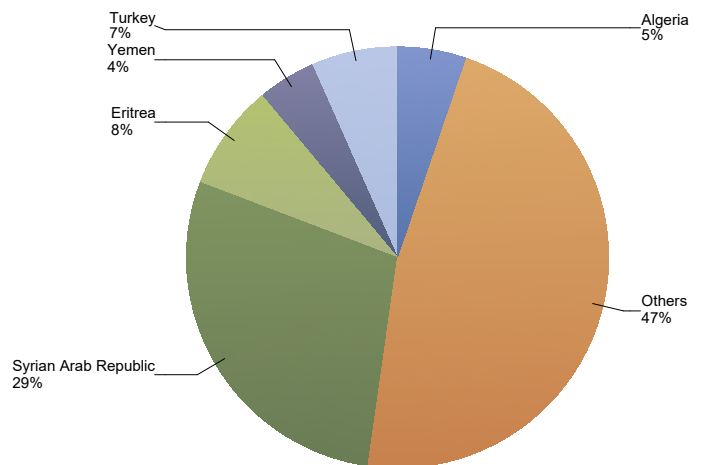
Total 2018	Total 2019	Country of citizenship	2019			2020												Last 12 months	Perc
			Nov	Dec	Total	Jan	Feb	Mar	Apr	May	Jun	Jul	Aug	Sep	Oct	Nov	Total		
5.203	5.199	Syrian Arab Republic	499	721	1.220	673	492	261	126	113	200	547	582	619	606	718	4.937	5.658	29%
3.953	2.365	Eritrea	191	245	436	304	251	75	60	41	69	49	63	136	111	203	1.362	1.607	8%
1.382	1.357	Turkey	71	128	199	89	108	80	9	19	34	199	227	194	163	67	1.189	1.317	7%
1.336	1.317	Algeria	124	114	238	152	102	58	19	10	54	81	97	83	146	121	923	1.037	5%
659	852	Yemen	75	105	180	88	65	68	38	18	30	52	48	89	128	151	775	880	4%
1.163	1.191	Morocco	67	93	160	109	81	54	16	17	44	85	91	96	100	74	767	860	4%
659	2.206	Nigeria	125	124	249	110	99	54	9	13	32	72	89	68	66	54	666	790	4%
859	923	Unknown	68	84	152	79	49	43	25	26	64	62	60	73	55	54	590	674	3%
1.588	1.015	Iraq	78	87	165	75	53	27	14	18	60	71	42	67	69	62	558	645	3%
2.422	1.857	Iran (Islamic Republic of)	99	90	189	110	79	29	30	22	41	57	41	44	43	52	548	638	3%
11.156	11.153	Others	1.171	793	1.964	798	768	477	93	116	255	385	485	524	555	460	4.916	5.709	29%
30.380	29.435	Total	2.568	2.584	5.152	2.587	2.147	1.226	439	413	883	1.660	1.825	1.993	2.042	2.016	17.231	19.815	100%

* To conceal the lowest figures, all values between 0 and 4 are replaced by asterisk.

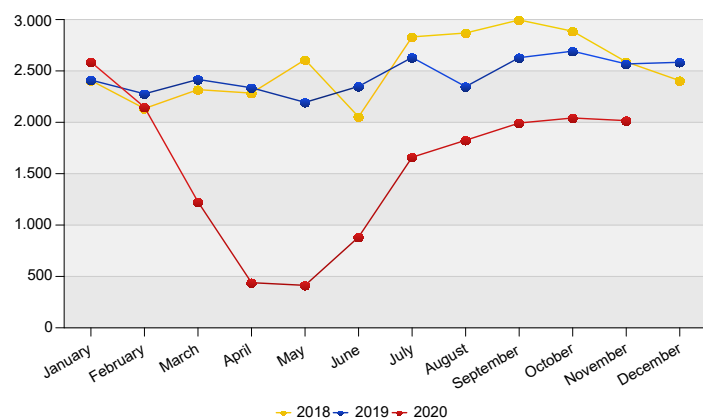
Top Total asylum applications in The Netherlands
November 2020

	Country of citizenship		%
1	Syrian Arab Republic	718	36%
2	Eritrea	203	10%
3	Yemen	151	7%
4	Algeria	121	6%
5	Morocco	74	4%
6	Turkey	67	3%
7	Iraq	62	3%
8	Nigeria	54	3%
9	Unknown	54	3%
10	Iran (Islamic Republic of)	52	3%
11	Afghanistan	48	2%
	Others	412	20%
Total November 2020		2.016	100%

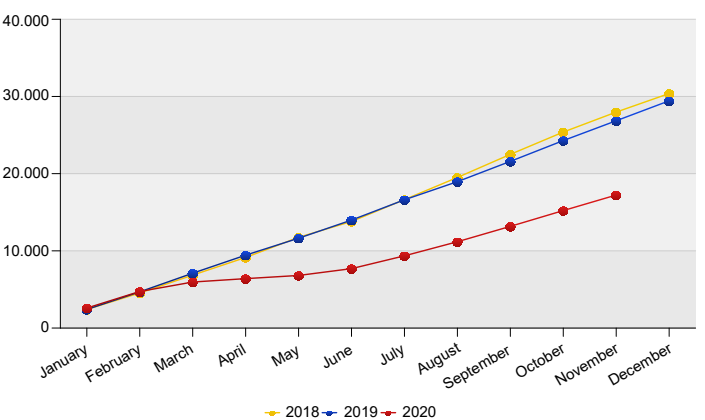
Top Nationalities total applications last twelve months
Period: Dec 2019 - Nov 2020
Number of total asylum applications: 19.815



Total asylum applications in The Netherlands



Cumulative development of total asylum applications in The Netherlands



First asylum applications in The Netherlands
Source: METIS

Top 10 Last thirteen months **first** asylum applications in The Netherlands

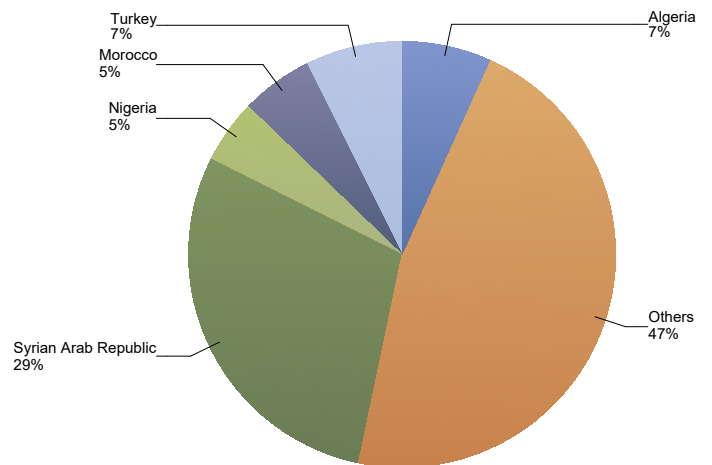
Total 2018	Total 2019 **	Country of citizenship	2019			2020												Last 12 months	Perc
			Nov	Dec	Total	Jan	Feb	Mar	Apr	May	Jun	Jul	Aug	Sep	Oct	Nov	Total		
2.956	3.675	Syrian Arab Republic	343	520	863	560	318	218	69	106	187	396	430	541	394	449	3.668	4.188	29%
1.301	1.251	Turkey	68	123	191	81	96	75	6	19	26	127	186	135	140	47	938	1.061	7%
1.267	1.211	Algeria	121	111	232	143	92	52	17	9	48	65	92	82	144	117	861	972	7%
1.066	1.062	Morocco	60	85	145	99	75	51	15	17	36	65	81	94	96	67	696	781	5%
558	2.102	Nigeria	120	114	234	99	84	46	8	13	29	58	82	61	60	42	582	696	5%
678	870	Unknown	64	80	144	73	41	41	23	25	62	55	54	62	45	53	534	614	4%
528	645	Yemen	54	88	142	51	31	54	20	18	28	45	39	42	26	22	376	464	3%
1.869	1.534	Iran (Islamic Republic of)	83	66	149	87	58	21	26	17	20	32	29	26	22	23	361	427	3%
325	437	Afghanistan	39	62	101	78	41	38	7	*	11	20	35	16	51	34	334	396	3%
737	621	Iraq	56	54	110	61	30	18	13	12	21	36	23	30	37	31	312	366	3%
9.068	9.125	Others	1.065	631	1.696	622	642	394	64	100	180	297	369	399	388	347	3.802	4.433	31%
20.353	22.533	Total	2.073	1.934	4.007	1.954	1.508	1.008	268	339	648	1.196	1.420	1.488	1.403	1.232	12.464	14.398	100%

* To conceal the lowest figures, all values between 0 and 4 are replaced by asterisk.

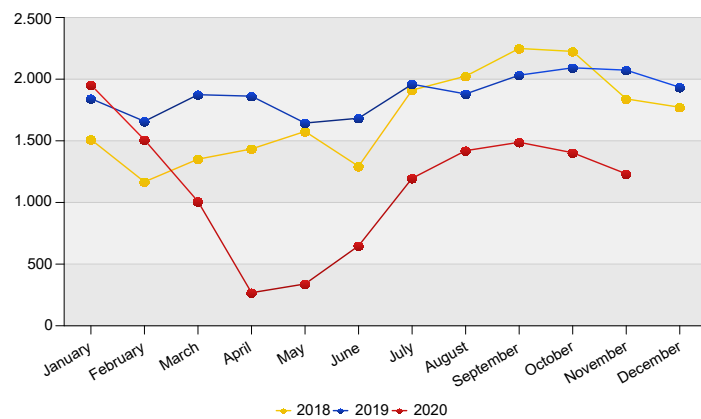
Top First asylum applications in The Netherlands
November 2020

	Country of citizenship		%
1	Syrian Arab Republic	449	36%
2	Algeria	117	9%
3	Morocco	67	5%
4	Unknown	53	4%
5	Turkey	47	4%
6	Nigeria	42	3%
7	Afghanistan	34	3%
8	Iraq	31	3%
9	Tunisia	31	3%
10	Eritrea	29	2%
11	Somalia	27	2%
	Others	305	25%
Total November 2020		1.232	100%

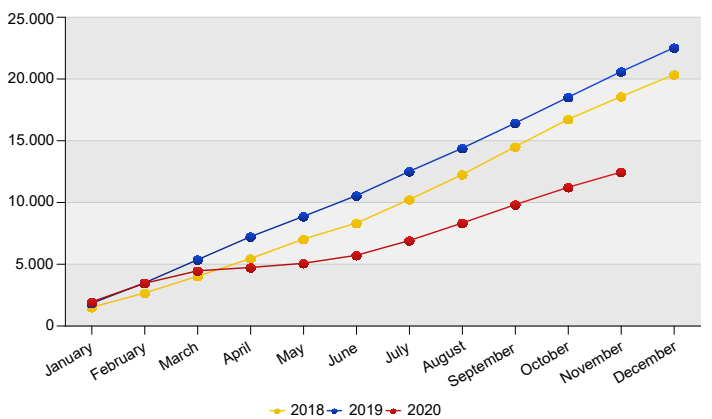
Top Nationalities first applications last twelve months
Period: Dec 2019 - Nov 2020
Number of first asylum applications: 14.398



First asylum applications in The Netherlands



Cumulative development of first asylum applications in The Netherlands



Repeated asylum applications in The Netherlands
Source: METIS

Top 10 Last thirteen months repeated asylum applications in The Netherlands

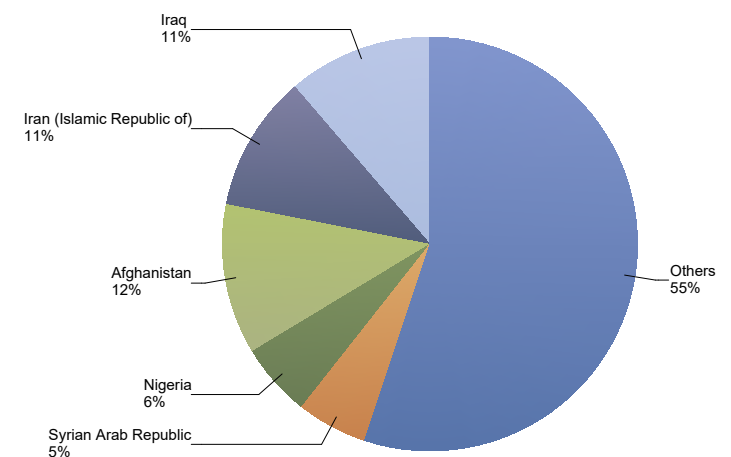
Total 2018	Total 2019	Country of citizenship	2019			2020												Last 12 months	Perc
			Nov	Dec	Total	Jan	Feb	Mar	Apr	May	Jun	Jul	Aug	Sep	Oct	Nov	Total		
634	354	Afghanistan	13	17	30	29	27	13	5	*	29	15	20	6	13	14	173	190	12%
658	303	Iraq	19	16	35	12	16	9	*	*	39	29	16	20	12	9	167	183	11%
432	261	Iran (Islamic Republic of)	12	13	25	20	18	5	*	5	20	25	12	18	15	18	159	172	11%
92	95	Nigeria	5	9	14	11	15	8	*	*	*	14	7	7	6	12	84	93	6%
110	161	Syrian Arab Republic	11	13	24	*	8	*	*	*	*	12	10	6	17	12	76	89	5%
95	127	Morocco	5	8	13	10	6	*	*	*	8	20	10	*	*	*	66	74	5%
105	85	Eritrea	*	9	13	6	8	*	*	*	12	5	*	12	6	5	61	70	4%
68	106	Algeria	*	*	6	9	10	6	*	*	6	16	5	*	*	*	62	65	4%
103	67	Somalia	*	5	8	*	*	*	*	*	7	5	*	*	*	*	34	39	2%
43	46	Pakistan	*	10	10	6	*	*	*	*	*	*	6	*	*	7	28	38	2%
1.224	1.118	Others	58	65	123	55	52	40	6	9	48	84	43	80	66	59	542	607	37%
3.564	2.723	Total	133	168	301	166	166	91	22	23	177	225	136	155	144	147	1.452	1.620	100%

* To conceal the lowest figures, all values between 0 and 4 are replaced by asterisk.

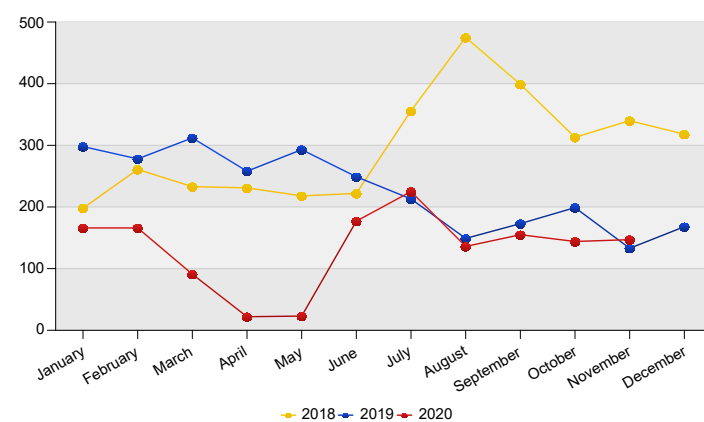
Top Repeated asylum applications in The Netherlands November 2020

Country of citizenship		%	
1	Iran (Islamic Republic of)	18	12%
2	Afghanistan	14	10%
3	Nigeria	12	8%
4	Syrian Arab Republic	12	8%
5	Egypt	9	6%
6	Iraq	9	6%
7	Pakistan	7	5%
8	Stateless	7	5%
	Others	59	40%
Total November 2020		147	100%

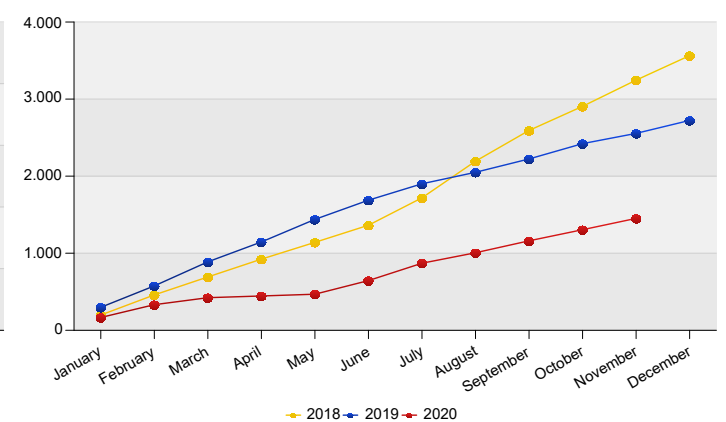
Top Nationalities repeated asylum applications last twelve months
Period: Dec 2019 - Nov 2020
Number of repeated asylum applications: 1.620



Repeated asylum applications in The Netherlands



Cumulative development of repeated asylum applications in The Netherlands



Influx of family reunification in The Netherlands (Council Directive 2003/86/EC Chapter V)

Source: METIS

Top 10 Last thirteen months Influx of family reunification in The Netherlands

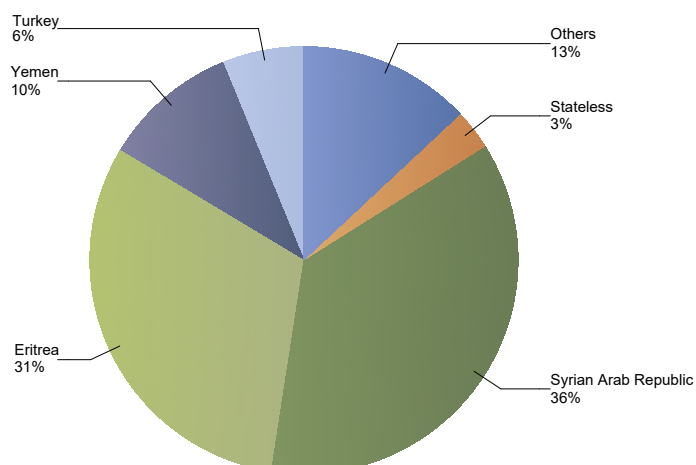
Total 2018	Total 2019	Country of citizenship	2019			2020												Last 12 months	Perc
			Nov	Dec	Total	Jan	Feb	Mar	Apr	May	Jun	Jul	Aug	Sep	Oct	Nov	Total		
2.137	1.363	Syrian Arab Republic	145	188	333	109	166	41	55	5	12	139	142	72	195	257	1.193	1.381	36%
2.564	1.779	Eritrea	144	196	340	262	198	52	56	29	34	9	26	82	70	169	987	1.183	31%
129	201	Yemen	21	16	37	36	33	*	18	*	*	*	6	47	101	125	372	388	10%
52	76	Turkey	*	*	7	6	9	*	*	*	7	71	40	56	17	20	231	235	6%
238	142	Stateless	16	13	29	9	15	5	13	*	*	7	14	*	23	12	102	115	3%
193	91	Iraq	*	17	20	*	7	*	*	*	*	6	*	17	20	22	79	96	3%
73	68	Pakistan	5	*	5	*	7	*	*	12	*	*	12	35	17	*	84	84	2%
178	54	Somalia	*	9	12	7	*	*	*	*	*	*	8	8	6	*	34	43	1%
248	102	Afghanistan	7	8	15	5	9	6	*	*	*	*	*	5	*	*	33	41	1%
121	62	Iran (Islamic Republic of)	*	11	15	*	*	*	*	*	*	*	*	*	6	11	28	39	1%
530	241	Others	11	20	31	28	23	10	*	*	*	6	15	26	36	20	172	192	5%
6.463	4.179	Total	362	482	844	467	473	127	149	51	58	239	269	350	495	637	3.315	3.797	100%

* To conceal the lowest figures, all values between 0 and 4 are replaced by asterisk.

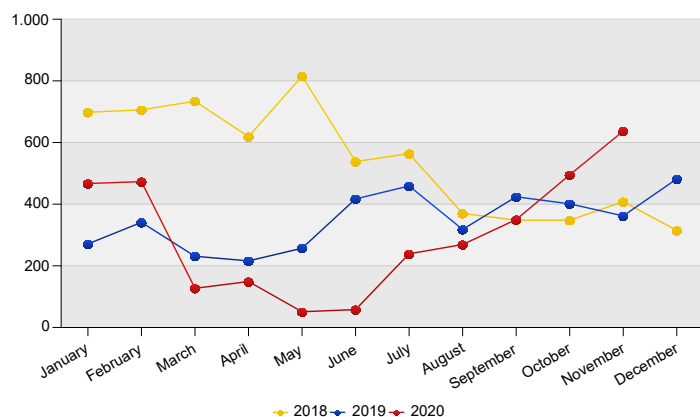
Top Influx of family reunification in The Netherlands November 2020

Country of citizenship			%
1	Syrian Arab Republic	257	40%
2	Eritrea	169	27%
3	Yemen	125	20%
4	Iraq	22	3%
5	Turkey	20	3%
	Others	44	7%
Total November 2020		637	100%

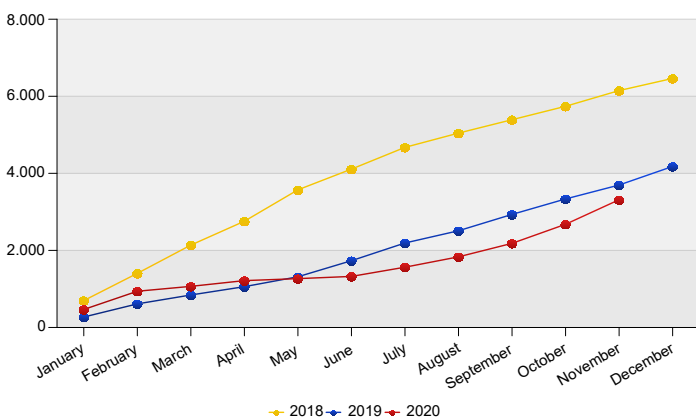
Top Nationalities Influx of family reunification last twelve months
Period: Dec 2019 - Nov 2020
Number of influx family reunification: 3.797



Influx of family reunification in The Netherlands



Cumulative development of Influx of family reunification in The Netherlands



Influx of indicated unaccompanied minor asylum seekers in The Netherlands
Source: METIS

Top 10 Unaccompanied minor asylum applications in The Netherlands

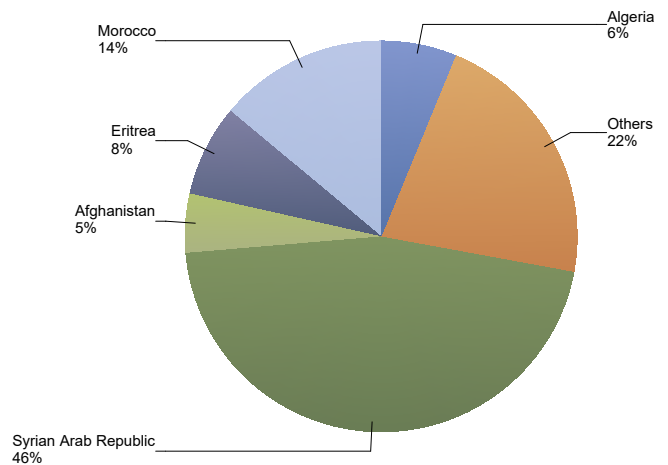
Total 2018	Total 2019	Country of citizenship	2019			2020												Last 12 months	Perc
			Nov	Dec	Total	Jan	Feb	Mar	Apr	May	Jun	Jul	Aug	Sep	Oct	Nov	Total		
172	308	Syrian Arab Republic	28	56	84	58	27	19	*	13	14	34	37	59	50	72	387	443	46%
145	163	Morocco	8	13	21	10	8	9	*	*	5	8	19	15	18	24	122	135	14%
428	111	Eritrea	7	15	22	6	*	*	*	*	*	*	10	13	9	5	58	73	8%
55	68	Algeria	5	14	19	*	*	*	*	*	*	*	7	*	7	12	46	60	6%
31	56	Afghanistan	7	7	14	*	7	*	*	*	*	6	5	7	*	*	40	47	5%
26	35	Unknown	*	*	7	5	*	*	*	*	*	*	*	*	*	*	26	29	3%
14	26	Somalia	*	*	*	*	*	*	*	*	*	*	*	*	*	8	22	23	2%
69	64	Iraq	6	*	7	8	5	*	*	*	*	*	*	*	*	*	20	21	2%
12	23	Yemen	*	*	5	*	*	*	*	*	*	*	*	*	*	*	17	20	2%
28	23	Gambia	5	*	8	*	*	*	*	*	*	*	*	*	5	*	12	15	2%
245	169	Others	11	17	28	13	8	9	*	*	*	5	8	11	13	15	85	102	11%
1.225	1.046	Total	85	133	218	111	65	52	10	21	27	70	95	119	115	150	835	968	100%

* To conceal the lowest figures, all values between 0 and 4 are replaced by asterisk.

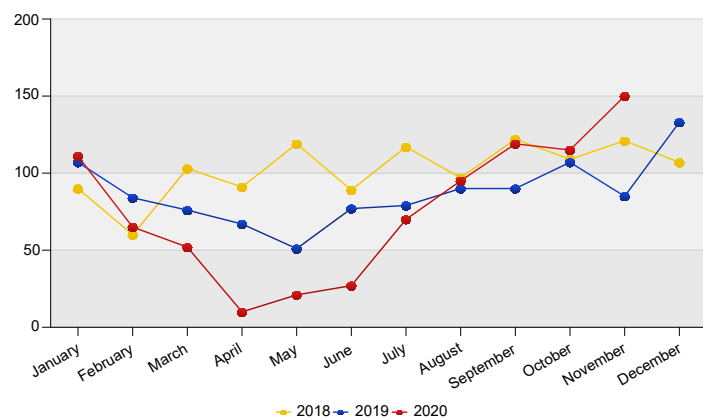
Top Unaccompanied minor asylum applications in The Netherlands November 2020

Country of citizenship		%
1 Syrian Arab Republic	72	48%
2 Morocco	24	16%
3 Algeria	12	8%
4 Somalia	8	5%
5 Eritrea	5	3%
Others	29	19%
Total November 2020	150	100%

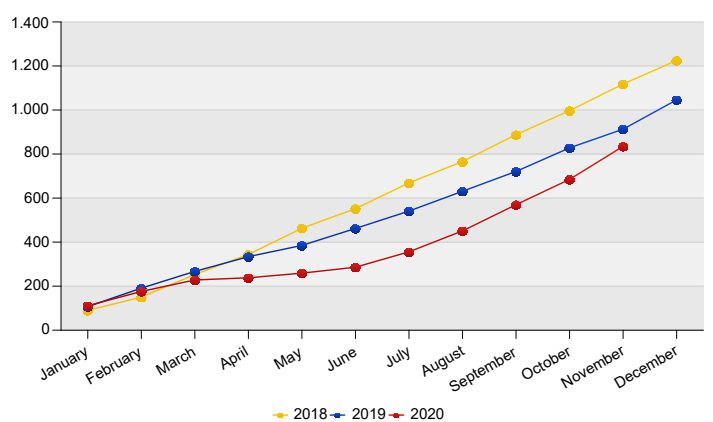
Top Nationalities unaccompanied minor asylum applications last twelve months
Period: Dec 2019 - Nov 2020
Number of unaccompanied minor asylum applications: 968



Unaccompanied minor asylum applications in The Netherlands



Cumulative development of Unaccompanied minor asylum applications in The Netherlands



Monthly First Asylum Applications in The Netherlands in 2020
Source: METIS

Country of citizenships	Jan	Feb	Mar	Apr	May	Jun	Jul	Aug	Sep	Oct	Nov	2019	2020	Total 2018	Total 2017	
Afghanistan	78	41	38	7	*	11	20	35	16	51	34	437	334	325	322	
Albania	5	23	*	*	*	*	7	*	*	*	*	192	64	551	365	
Algeria	143	92	52	17	9	48	65	92	82	144	117	1.211	861	1.267	891	
Angola	*	*	*	*	*	*	*	*	*	*	*	56	12	30	27	
Argentina	*	*	*	*	*	*	*	*	*	*	*	*	*	*	*	
Armenia	5	7	*	*	*	*	*	5	*	*	*	72	23	62	109	
Australia	*	*	*	*	*	*	*	*	*	*	*	*	*	*	*	
Austria	*	*	*	*	*	*	*	*	*	*	*	*	*	*	*	
Azerbaijan	34	26	14	*	*	9	7	11	5	*	5	375	113	239	113	
Bahrain	*	*	*	*	*	*	*	*	*	*	*	*	*	5	5	8
Bangladesh	5	*	*	*	*	*	*	*	*	*	*	20	19	22	18	
Belarus	7	7	10	*	*	*	9	8	18	6	5	165	71	252	103	
Belgium	*	*	*	*	*	*	*	*	*	*	*	*	*	*	*	
Benin	*	*	*	*	*	*	*	*	*	*	*	*	*	11	13	
Bosnia and Herzegovina	*	*	*	*	*	*	*	*	*	5	*	72	10	49	67	
Brazil	*	*	*	*	6	*	*	*	*	*	*	8	18	7	10	
Bulgaria	*	*	*	*	*	*	*	*	*	*	*	*	5	*	*	
Burkina Faso	*	*	*	*	*	*	*	*	*	*	*	8	8	6	8	
Burundi	*	*	*	*	*	*	*	*	*	*	*	*	*	11	29	
Cambodia	*	*	*	*	*	*	*	*	*	*	*	*	*	*	*	
Cameroon	*	*	8	*	*	*	*	*	6	*	8	49	34	28	39	
Canada	*	*	*	*	*	*	*	*	*	*	*	*	*	*	*	
Cape Verde	*	*	*	*	*	*	*	*	*	*	*	*	*	*	*	
Central African Republic	*	*	*	*	*	*	*	*	*	*	*	*	*	*	*	
Chad	*	*	*	*	*	*	*	*	*	*	*	22	11	36	30	
Chile	*	*	*	*	*	*	*	*	*	*	*	*	*	*	*	
China (including Hong Kong)	14	9	*	*	*	*	*	*	*	7	*	155	51	164	149	
Colombia	16	32	39	*	*	*	*	5	*	*	*	158	103	44	36	
Comoros	*	*	*	*	*	*	*	*	*	*	*	*	*	*	*	
Congo, the Democratic Republic of the	*	*	*	*	*	*	*	*	*	*	*	10	9	14	13	
Congo, the Republic of the	*	*	*	*	*	*	*	*	*	*	*	43	15	27	43	
Costa Rica	*	*	*	*	*	*	*	*	*	*	*	*	*	*	*	
Cote d'Ivoire	6	*	*	*	*	*	*	*	*	*	*	49	27	51	41	
Croatia	*	*	*	*	*	*	*	*	*	*	*	*	*	*	*	
Cuba	*	*	*	*	*	*	*	*	*	*	*	18	7	162	256	
Czech Republic	5	*	*	*	*	*	*	*	*	*	*	*	5	*	*	
Djibouti	*	*	*	*	*	*	*	*	*	*	*	*	*	5	*	
Dominica	*	*	*	*	*	*	*	*	*	*	*	*	*	*	*	
Dominican Republic	*	*	*	*	*	*	*	*	*	*	*	9	5	7	9	
East Timor	*	*	*	*	*	*	*	*	*	*	*	8	*	*	*	
Ecuador	*	*	*	*	*	*	*	*	*	*	*	*	*	*	*	
Egypt	19	9	16	*	*	*	8	10	9	5	5	190	91	149	178	
El Salvador	6	8	12	*	*	*	*	*	*	*	*	34	28	21	18	
Eritrea	36	45	20	*	12	23	35	33	42	35	29	501	314	1.284	1.095	
Estonia	*	*	*	*	*	*	*	*	*	*	*	*	*	*	*	
Ethiopia	10	*	5	*	5	*	*	*	*	8	*	92	42	54	124	
France	*	*	*	*	*	*	*	*	*	*	*	7	*	*	*	
Gabon	*	*	*	*	*	*	*	*	*	*	*	*	*	*	*	
Gambia	30	31	13	*	*	5	15	22	18	31	11	539	179	351	214	
Georgia	21	34	7	5	7	*	14	35	11	15	7	326	160	350	487	
Germany	*	*	*	*	*	*	*	*	*	*	*	9	6	5	*	
Ghana	6	*	*	*	*	*	6	*	5	*	5	89	35	80	39	
Greece	*	*	*	*	*	*	*	*	*	*	*	5	*	*	*	
Grenada	*	*	*	*	*	*	*	*	*	*	*	*	*	*	*	
Guatemala	*	*	*	*	*	*	*	*	*	*	*	*	*	*	*	
Guinea	16	15	8	*	*	*	11	10	5	11	12	195	96	242	330	
Guinea-Bissau	*	*	*	*	*	*	*	*	*	*	*	28	7	17	29	
Guyana	*	*	*	*	*	*	*	*	*	*	*	*	*	*	*	
Haiti	*	*	*	*	*	*	*	*	*	*	*	7	*	*	*	
Honduras	*	*	*	*	*	*	*	*	*	*	*	10	6	7	12	
Hungary	*	*	*	*	*	*	*	*	*	*	*	*	*	*	*	
India	5	*	*	*	*	*	*	*	*	*	*	49	11	49	37	
Indonesia	*	*	*	*	*	*	*	*	*	*	*	8	8	8	*	
Iran (Islamic Republic of)	87	58	21	26	17	20	32	29	26	22	23	1.534	361	1.869	718	
Iraq	61	30	18	13	12	21	36	23	30	37	31	621	312	737	724	
Israel	*	*	*	*	*	*	*	*	*	*	*	*	*	6	6	
Italy	*	*	*	*	*	*	*	*	*	*	*	7	5	*	*	
Jamaica	*	*	*	*	*	*	*	*	*	*	*	19	6	16	14	
Japan	*	*	*	*	*	*	*	*	*	*	*	*	*	*	*	
Jordan	21	7	*	*	*	*	*	*	*	*	11	116	51	74	34	
Kazakhstan	*	*	*	*	*	*	*	7	10	*	*	36	27	17	15	
Kenya	*	*	*	*	*	*	*	*	*	*	*	5	12	17	10	
Korea, Democratic People's Republic of	*	*	*	*	*	*	*	*	*	*	*	*	*	*	*	
Korea, Republic of	*	*	*	*	*	*	*	*	*	*	*	*	*	*	*	
Kosovo / UNSCR 1244	11	*	*	*	*	*	*	*	9	*	12	56	41	36	36	
Kuwait	*	*	*	*	*	*	*	*	*	*	*	6	7	*	6	
Kyrgyzstan	*	*	*	*	*	*	*	*	*	*	*	16	*	10	9	
Latvia	*	*	*	*	*	*	*	*	*	*	*	*	*	*	*	
Lebanon	6	25	9	*	*	*	*	13	14	5	*	119	85	71	61	
Liberia	*	*	*	*	*	*	*	*	*	*	*	29	11	22	15	
Libyan Arab Jamahiriya	36	17	8	*	6	11	11	11	37	17	16	304	171	462	357	
Lithuania	*	*	*	*	*	*	*	*	*	*	*	*	*	*	*	
Madagascar	*	*	*	*	*	*	*	*	*	*	*	*	*	*	*	
Malawi	*	*	*	*	*	*	*	*	*	*	*	*	*	*	*	
Malaysia	*	*	*	*	*	*	*	*	*	*	*	*	*	*	*	
Maldives	*	*	*	*	*	*	*	*	*	*	*	*	*	*	*	
Mali	5	*	*	*	*	*	*	*	*	*	*	42	21	37	60	
Mauritania	*	*	*	*	*	*	*	*	*	*	*	12	9	10	18	
Mauritius	*	*	*	*	*	*	*	*	*	*	*	*	*	*	*	
Mexico	*	5	*	*	*	*	*	*	*	*	*	5	7	*	5	
Moldova, Republic of	*	*	*	*	*	*	5	*	*	*	8	1.207	27	831	342	
Mongolia	*	*	*	*	*	*	*	*	*	*	*	14	12	23	19	
Montenegro	*	*	*	*	*	*	*	*	*	*	*	21	*	*	5	

Monthly First Asylum Applications in The Netherlands in 2020

Source: METIS

Country of citizenships	Jan	Feb	Mar	Apr	May	Jun	Jul	Aug	Sep	Oct	Nov	2019	2020	Total 2018	Total 2017
Morocco	99	75	51	15	17	36	65	81	94	96	67	1.062	696	1.066	977
Myanmar	*	11	*	*	*	*	*	*	*	*	*	28	16	32	28
Namibia	*	*	*	*	*	*	*	*	*	*	*	*	*	*	*
Nauru	*	*	*	*	*	*	*	*	*	*	*	*	*	*	*
Nepal	*	*	*	*	*	*	*	*	*	*	*	8	*	*	*
Netherlands	*	*	*	*	*	*	*	*	*	*	*	*	*	8	7
Nicaragua	*	*	*	*	*	*	*	*	*	*	*	37	5	30	*
Niger	*	*	6	*	*	*	*	*	*	*	*	56	26	24	13
Nigeria	99	84	46	8	13	29	58	82	61	60	42	2.102	582	558	245
Norway	*	*	*	*	*	*	*	*	*	*	*	*	*	*	*
Oman	*	*	*	*	*	*	*	*	*	*	*	*	*	*	*
Pakistan	42	41	15	*	6	7	17	38	23	31	21	397	244	309	181
Palestinian Territory, Occupied	*	*	*	*	*	*	*	*	*	*	*	40	17	79	74
Peru	*	*	*	*	*	*	*	*	*	*	*	11	7	*	*
Philippines	*	*	*	*	*	*	*	*	*	*	*	*	7	*	*
Poland	*	*	*	*	*	*	*	*	*	*	*	*	8	*	*
Portugal	*	*	*	*	*	*	*	*	*	*	*	*	*	*	*
Oatar	*	*	*	*	*	*	*	*	*	*	*	*	*	*	*
Republic of North Macedonia	22	21	5	*	*	*	*	*	*	*	*	264	53	*	*
Romania	*	*	*	*	*	*	*	*	*	*	*	*	*	*	7
Russian Federation	24	19	19	*	*	10	9	10	24	21	21	398	162	294	316
Rwanda	*	*	*	*	*	*	*	*	*	*	*	5	*	20	*
Saint Lucia	*	*	*	*	*	*	*	*	*	*	*	*	*	*	*
Saint Vincent and the Grenadines	*	*	*	*	*	*	*	*	*	*	*	*	*	*	*
Saudi Arabia	*	*	*	*	*	*	*	*	*	*	*	19	7	10	6
Senegal	12	*	*	*	*	*	6	*	*	9	*	107	43	62	81
Serbia	16	25	17	*	*	6	7	*	*	*	*	326	82	125	174
Sierra Leone	*	5	6	*	*	*	9	8	*	5	*	111	50	88	67
Slovak Republic	*	*	*	*	*	*	*	*	*	*	*	*	*	*	*
Somalia	15	15	19	*	*	10	13	23	30	24	27	222	180	133	124
South Africa	*	*	*	*	*	*	*	*	*	*	*	9	5	5	12
South Sudan	*	*	*	*	*	*	*	*	*	*	*	5	7	*	*
Spain	*	*	*	*	*	*	*	*	*	*	*	*	*	*	7
Sri Lanka	*	6	*	*	*	*	*	*	*	*	*	56	22	30	46
Stateless	6	*	*	*	*	*	*	6	*	*	*	38	29	49	120
Sudan	21	17	31	*	*	8	14	10	11	14	14	199	142	249	260
Suriname	*	*	*	*	*	*	*	*	*	6	*	*	17	6	8
Swaziland	*	*	*	*	*	*	*	*	*	*	*	*	*	*	*
Sweden	*	*	*	*	*	*	*	*	*	*	*	*	*	*	*
Syrian Arab Republic	560	318	218	69	106	187	396	430	541	394	449	3.675	3.668	2.956	2.202
Taiwan	*	*	*	*	*	*	*	*	*	*	*	*	*	*	*
Tajikistan	7	5	*	*	*	*	*	*	*	*	*	109	19	178	59
Tanzania, United Republic of	*	*	7	*	*	*	*	*	*	*	*	14	17	6	14
Thailand	*	*	*	*	*	*	*	*	*	*	*	*	*	*	*
the former Yugoslav Republic of Macedonia	*	*	*	*	*	*	*	*	*	*	*	30	*	92	112
Togo	*	*	*	*	*	*	*	*	*	*	*	11	*	7	10
Trinidad and Tobago	*	*	*	*	*	*	*	*	*	*	*	13	*	23	34
Tunisia	21	24	10	5	5	8	11	19	34	35	31	296	203	387	172
Turkey	81	96	75	6	19	26	127	186	135	140	47	1.251	938	1.301	481
Turkmenistan	*	*	*	*	*	*	*	*	*	*	*	5	*	10	*
Uganda	8	10	13	*	9	7	8	8	6	*	6	220	83	145	72
Ukraine	5	9	6	*	*	*	*	*	*	*	*	132	38	303	139
United Arab Emirates	*	*	*	*	*	*	*	*	*	*	*	*	*	*	*
United Kingdom	*	*	*	*	*	*	*	*	*	*	*	*	*	*	5
United States of America	*	*	*	*	*	*	*	*	*	*	*	17	11	25	20
Unknown	73	41	41	23	25	62	55	54	62	45	53	870	534	678	550
Uruguay	*	*	*	*	*	*	*	*	*	*	*	*	*	*	*
Uzbekistan	*	*	*	*	*	*	*	*	*	*	*	7	11	12	5
Venezuela	12	22	13	*	*	*	6	*	*	*	*	182	74	150	77
Viet Nam	*	*	*	*	*	*	*	*	*	*	*	50	17	41	27
Yemen	51	31	54	20	18	28	45	39	42	26	22	645	376	528	171
Zambia	*	*	*	*	*	*	*	*	*	*	*	*	*	*	*
Zimbabwe	5	*	*	*	*	*	*	*	*	*	*	20	12	5	17
Other	*	*	*	*	*	*	*	*	*	*	*	*	*	8	7
Totaal	1.954	1.508	1.008	268	339	648	1.196	1.420	1.488	1.403	1.232	22.533	12.464	20.353	14.716

* To conceal the lowest figures, all values between 0 and 4 are replaced by asterisk.
Selection criterion for this table: all nationalities with at least 1 application in the current year.