



Immigratie- en Naturalisatiedienst  
*Ministerie van Justitie en Veiligheid*

## **Asylum Trends**

Monthly Report on Asylum Applications in The Netherlands

December 2021

## Colophon

<b>Title</b>	Asylum Trends
<b>Subtitle</b>	Monthly Report on Asylum Applications in The Netherlands Recent trends
<b>Author</b>	Ministry of Justice and Security Immigration and Naturalisation Service (IND) IND Business Information Centre (BIC) Rijnstraat 8   2515 XP Den Haag Postbus 16275   2500 BG Den Haag

Migratie in beweging



EUROPESE UNIE  
Het Fonds voor asiel,  
migratie en integratie

# Contents

<i>Colophon</i>	2
-----------------	---

## **Asylum applications in The Netherlands**

Total asylum applications in The Netherlands	4
First asylum applications in The Netherlands	5
Repeated asylum applications in The Netherlands	6
Family reunification in The Netherlands	7
Unaccompanied minor asylum seekers in The Netherlands	8
Monthly first asylum applications in The Netherlands	9

## **Appendix**

Appendix: Relocation and Resettlement

**Total asylum influx in The Netherlands (first applications, repeated applications, family reunification influx)**  
 Source: METIS

Top 10 Last thirteen months **total** asylum applications in The Netherlands

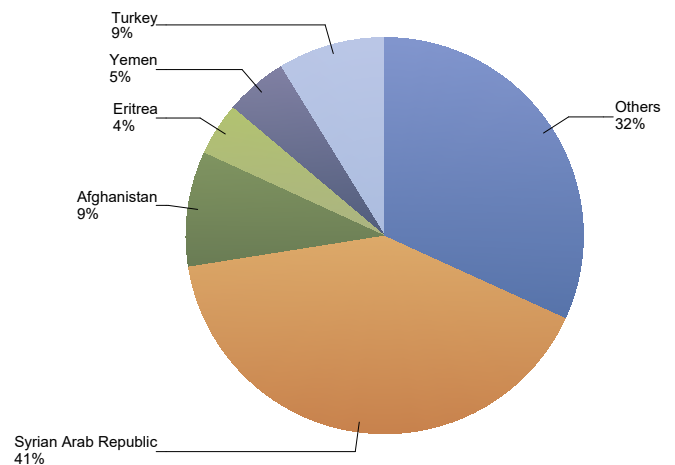
Total 2019	Total 2020	Country of citizenship	2021												Last 12 months	Perc	
			Jan	Feb	Mar	Apr	May	Jun	Jul	Aug	Sep	Oct	Nov	Dec			Total
5.199	5.566	Syrian Arab Republic	444	509	680	832	808	1.044	1.308	1.311	1.744	2.433	2.047	1.744	14.904	14.904	41%
893	607	Afghanistan	44	63	123	80	49	119	131	328	1.282	495	494	217	3.425	3.425	9%
1.357	1.265	Turkey	64	92	119	96	133	293	674	750	388	257	184	165	3.215	3.215	9%
852	861	Yemen	91	87	100	108	80	102	94	111	238	490	219	135	1.855	1.855	5%
2.365	1.504	Eritrea	59	59	103	154	153	166	147	121	97	168	142	207	1.576	1.576	4%
1.317	1.062	Algeria	108	70	96	67	74	79	88	85	112	154	126	117	1.176	1.176	3%
1.015	619	Iraq	63	58	41	53	51	66	67	61	86	246	211	130	1.133	1.133	3%
343	271	Somalia	23	15	29	19	37	50	81	157	230	130	143	145	1.059	1.059	3%
1.191	852	Morocco	75	63	71	68	57	90	86	106	103	101	89	79	988	988	3%
923	647	Unknown	32	25	51	45	52	79	102	89	114	124	138	101	952	952	3%
13.980	5.878	Others	345	329	422	410	420	385	559	604	696	671	785	711	6.337	6.337	17%
<b>29.435</b>	<b>19.132</b>	<b>Total</b>	<b>1.348</b>	<b>1.370</b>	<b>1.835</b>	<b>1.932</b>	<b>1.914</b>	<b>2.473</b>	<b>3.337</b>	<b>3.723</b>	<b>5.090</b>	<b>5.269</b>	<b>4.578</b>	<b>3.751</b>	<b>36.620</b>	<b>36.620</b>	<b>100%</b>

\* To conceal the lowest figures, all values between 0 and 4 are replaced by asterisk.

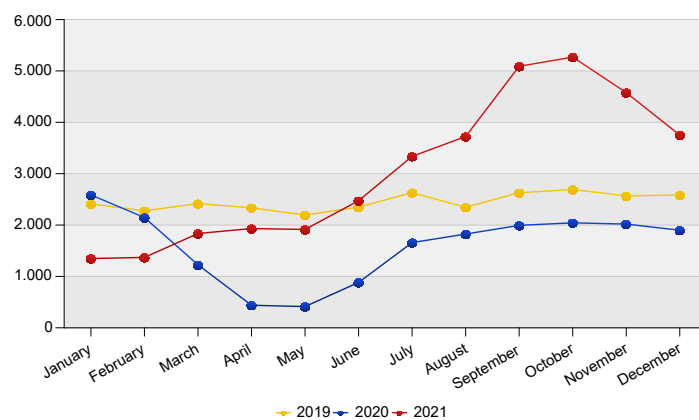
Top Total asylum applications in The Netherlands  
 December 2021

	Country of citizenship		%
1	Syrian Arab Republic	1.744	46%
2	Afghanistan	217	6%
3	Eritrea	207	6%
4	Turkey	165	4%
5	Somalia	145	4%
6	Yemen	135	4%
7	Iraq	130	3%
8	Algeria	117	3%
9	Unknown	101	3%
10	Morocco	79	2%
	Others	711	19%
<b>Total December 2021</b>		<b>3.751</b>	<b>100%</b>

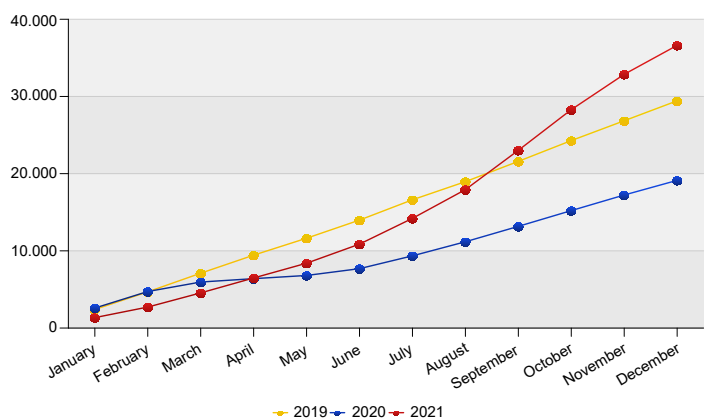
Top Nationalities total applications last twelve months  
 Period: Jan 2021 - Dec 2021  
 Number of total asylum applications: 36.620



Total asylum applications in The Netherlands



Cumulative development of total asylum applications in The Netherlands



**First asylum applications in The Netherlands**  
Source: METIS

Top 10 Last thirteen months **first** asylum applications in The Netherlands

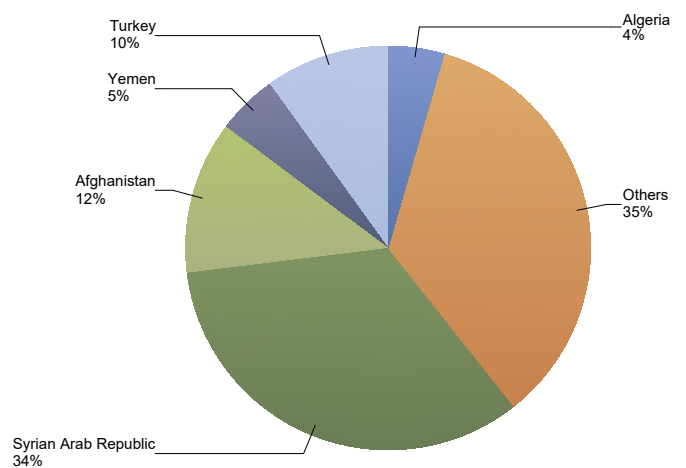
Total 2019	Total 2020 **	Country of citizenship	2021												Last 12 months	Perc	
			Jan	Feb	Mar	Apr	May	Jun	Jul	Aug	Sep	Oct	Nov	Dec			Total
3.675	4.022	Syrian Arab Republic	266	256	321	252	308	454	624	789	1.132	1.523	1.437	961	8.323	8.323	34%
437	389	Afghanistan	28	36	81	71	41	98	109	255	1.194	456	459	178	3.006	3.006	12%
1.251	989	Turkey	26	23	43	42	81	254	570	661	303	204	143	109	2.459	2.459	10%
645	410	Yemen	24	15	35	37	28	39	48	87	186	429	190	71	1.189	1.189	5%
1.211	993	Algeria	103	66	92	63	69	72	79	77	110	147	120	107	1.105	1.105	4%
1.062	774	Morocco	62	60	61	62	53	78	81	97	96	98	86	73	907	907	4%
222	202	Somalia	13	8	26	16	22	47	69	149	186	107	132	128	903	903	4%
870	581	Unknown	28	24	42	39	37	69	85	76	99	119	130	81	829	829	3%
501	368	Eritrea	42	46	23	44	47	85	62	88	55	88	74	114	768	768	3%
621	336	Iraq	34	15	20	20	12	28	38	31	63	207	187	91	746	746	3%
12.038	4.609	Others	242	225	277	261	253	260	353	434	527	493	622	504	4.451	4.451	18%
<b>22.533</b>	<b>13.673</b>	<b>Total</b>	<b>868</b>	<b>774</b>	<b>1.021</b>	<b>907</b>	<b>951</b>	<b>1.484</b>	<b>2.118</b>	<b>2.744</b>	<b>3.951</b>	<b>3.871</b>	<b>3.580</b>	<b>2.417</b>	<b>24.686</b>	<b>24.686</b>	<b>100%</b>

\* To conceal the lowest figures, all values between 0 and 4 are replaced by asterisk.

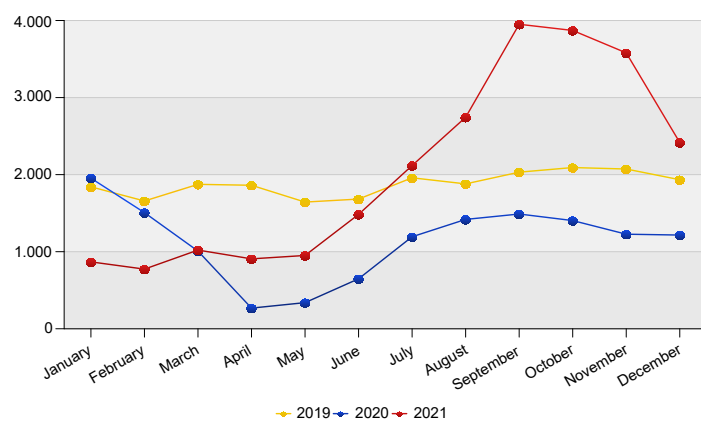
Top First asylum applications in The Netherlands  
December 2021

	Country of citizenship		%
1	Syrian Arab Republic	961	40%
2	Afghanistan	178	7%
3	Somalia	128	5%
4	Eritrea	114	5%
5	Turkey	109	5%
6	Algeria	107	4%
7	Iraq	91	4%
8	Unknown	81	3%
9	Morocco	73	3%
10	Yemen	71	3%
	Others	504	21%
<b>Total December 2021</b>		<b>2.417</b>	<b>100%</b>

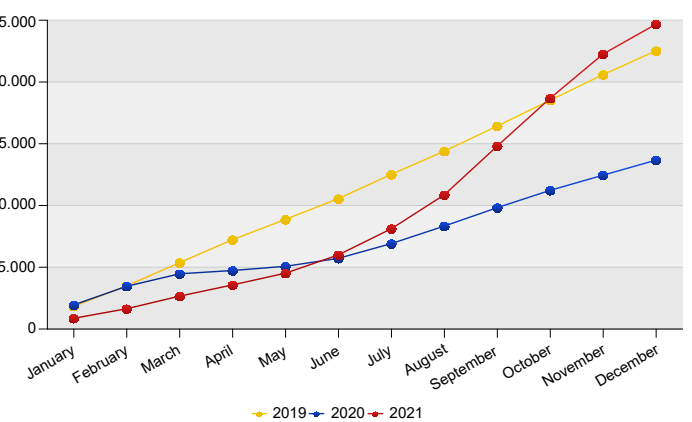
Top Nationalities first applications last twelve months  
Period: Jan 2021 - Dec 2021  
Number of first asylum applications: 24.686



First asylum applications in The Netherlands



Cumulative development of first asylum applications in The Netherlands



**Repeated asylum applications in The Netherlands**  
Source: METIS

Top 10 Last thirteen months repeated asylum applications in The Netherlands

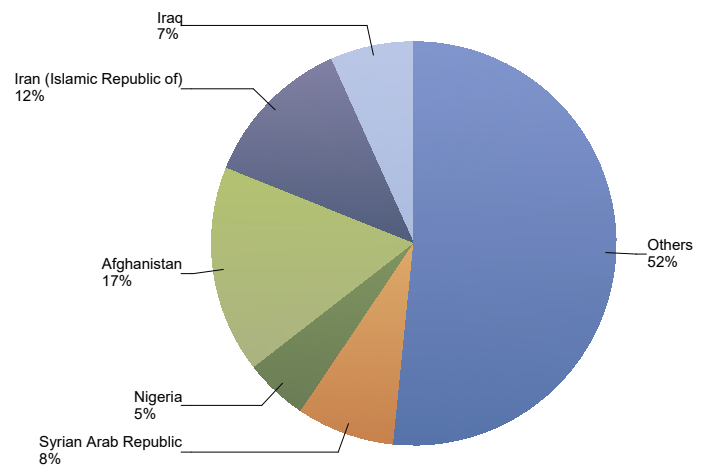
Total 2019	Total 2020	Country of citizenship	2021												Last 12 months	Perc	
			Jan	Feb	Mar	Apr	May	Jun	Jul	Aug	Sep	Oct	Nov	Dec			Total
354	182	Afghanistan	15	19	20	9	6	*	18	69	78	29	22	12	301	301	17%
261	182	Iran (Islamic Republic of)	9	15	17	20	29	17	31	12	17	22	20	12	221	221	12%
161	83	Syrian Arab Republic	*	17	5	20	6	*	8	19	6	21	27	9	142	142	8%
303	175	Iraq	16	7	8	6	5	7	8	5	11	16	16	17	122	122	7%
95	96	Nigeria	6	*	11	7	11	5	*	10	6	7	12	11	92	92	5%
85	66	Eritrea	*	5	10	5	9	9	6	5	8	5	5	8	77	77	4%
127	73	Morocco	10	*	10	6	*	9	*	9	6	*	*	6	73	73	4%
67	35	Somalia	8	*	*	*	*	*	*	*	19	15	*	8	66	66	4%
106	68	Algeria	5	*	*	*	5	7	7	7	*	6	6	5	62	62	3%
44	26	Guinea	*	*	*	*	*	*	*	*	*	*	6	*	37	37	2%
1.120	610	Others	40	45	54	55	52	40	57	65	50	62	46	55	621	621	34%
2.723	1.596	Total	115	120	144	138	133	106	146	207	204	190	164	147	1.814	1.814	100%

\* To conceal the lowest figures, all values between 0 and 4 are replaced by asterisk.

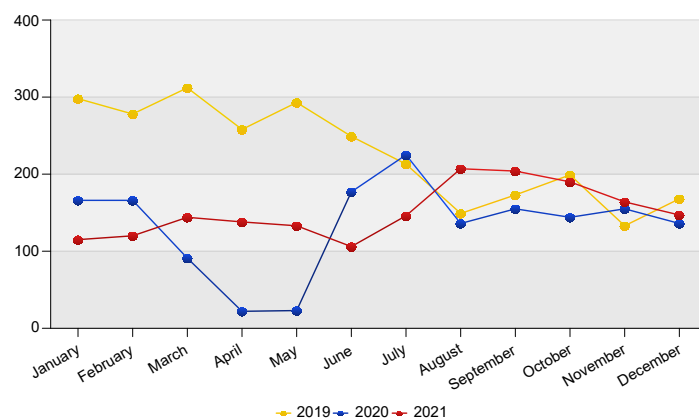
Top Repeated asylum applications in The Netherlands December 2021

Country of citizenship		%
1 Iraq	17	12%
2 Afghanistan	12	8%
3 Iran (Islamic Republic of)	12	8%
4 Nigeria	11	7%
5 Egypt	9	6%
6 Syrian Arab Republic	9	6%
7 Eritrea	8	5%
8 Jordan	8	5%
9 Somalia	8	5%
Others	53	36%
<b>Total December 2021</b>	<b>147</b>	<b>100%</b>

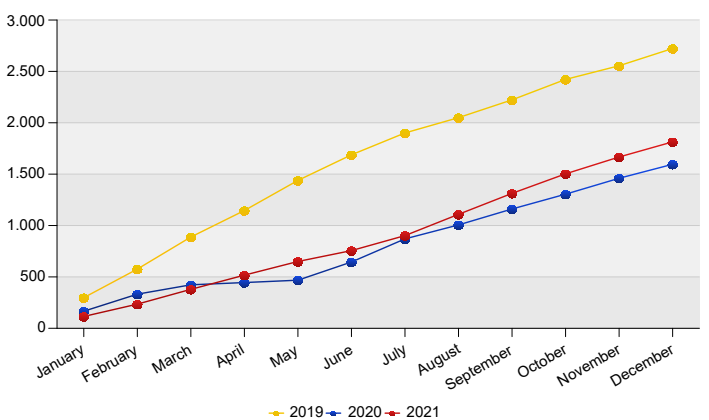
Top Nationalities repeated asylum applications last twelve months  
Period: Jan 2021 - Dec 2021  
Number of repeated asylum applications: 1.814



Repeated asylum applications in The Netherlands



Cumulative development of repeated asylum applications in The Netherlands



**Influx of family reunification in The Netherlands (Council Directive 2003/86/EC Chapter V)**  
 Source: METIS

Top 10 Last thirteen months Influx of family reunification in The Netherlands

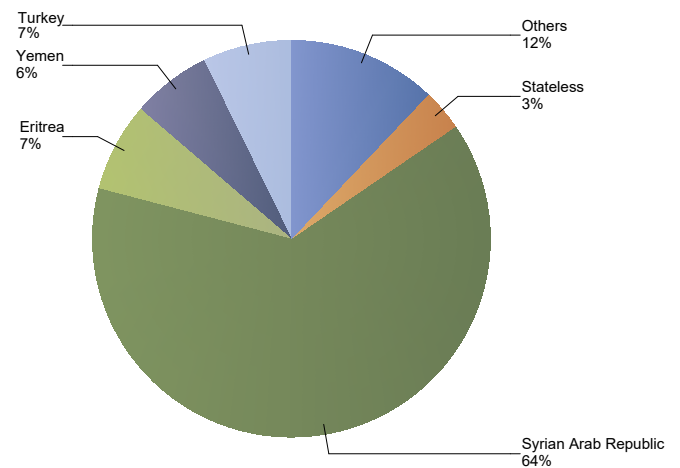
Total 2019	Total 2020	Country of citizenship	2021												Last 12 months	Perc	
			Jan	Feb	Mar	Apr	May	Jun	Jul	Aug	Sep	Oct	Nov	Dec			Total
1.363	1.461	Syrian Arab Republic	176	236	354	560	494	588	676	503	606	889	583	774	6.439	6.439	64%
76	255	Turkey	38	67	73	50	50	39	101	88	82	53	40	54	735	735	7%
1.779	1.070	Eritrea	15	8	70	105	97	72	79	28	34	75	63	85	731	731	7%
201	423	Yemen	65	72	64	70	51	63	42	24	51	56	29	64	651	651	6%
142	132	Stateless	5	12	12	18	20	27	44	31	52	39	32	50	342	342	3%
91	108	Iraq	13	36	13	27	34	31	21	25	12	23	8	22	265	265	3%
68	97	Pakistan	13	*	6	17	8	7	28	9	28	19	17	16	168	168	2%
62	48	Iran (Islamic Republic of)	15	*	28	13	11	*	*	*	*	8	13	20	123	123	1%
102	36	Afghanistan	*	8	22	*	*	17	*	*	10	10	13	27	118	118	1%
21	40	Unknown	*	*	5	6	11	8	16	8	14	5	6	18	100	100	1%
274	193	Others	22	34	23	21	52	28	59	49	42	31	30	57	448	448	4%
4.179	3.863	<b>Total</b>	<b>365</b>	<b>476</b>	<b>670</b>	<b>887</b>	<b>830</b>	<b>883</b>	<b>1.073</b>	<b>772</b>	<b>935</b>	<b>1.208</b>	<b>834</b>	<b>1.187</b>	<b>10.120</b>	<b>10.120</b>	<b>100%</b>

\* To conceal the lowest figures, all values between 0 and 4 are replaced by asterisk.

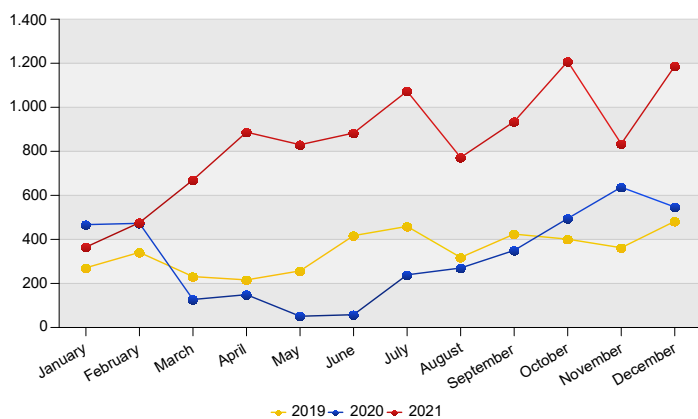
Top Influx of family reunification in The Netherlands  
 December 2021

Country of citizenship		%
1 Syrian Arab Republic	774	65%
2 Eritrea	85	7%
3 Yemen	64	5%
4 Turkey	54	5%
5 Stateless	50	4%
Others	160	13%
<b>Total December 2021</b>	<b>1.187</b>	<b>100%</b>

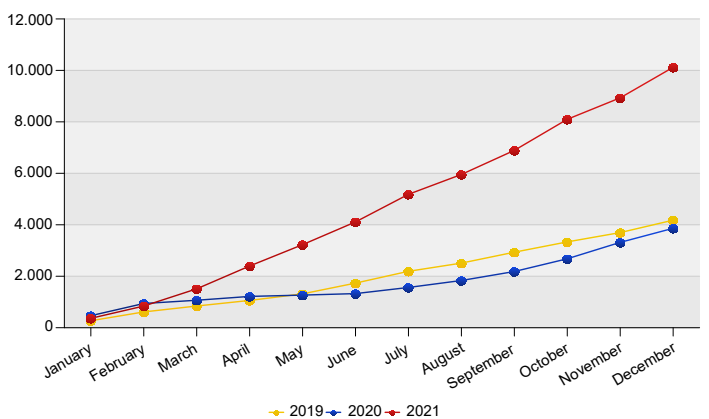
Top Nationalities Influx of family reunification last twelve months  
 Period: Jan 2021 - Dec 2021  
 Number of influx family reunification: 10.120



Influx of family reunification in The Netherlands



Cumulative development of Influx of family reunification in The Netherlands



**Influx of indicated unaccompanied minor asylum seekers in The Netherlands**  
Source: METIS

Top 10 Unaccompanied minor asylum applications in The Netherlands

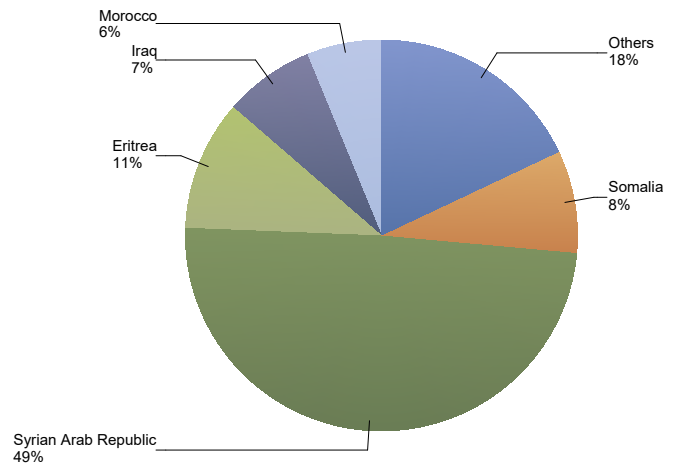
Total 2019	Total 2020	Country of citizenship	2021												Last 12 months	Perc	
			Jan	Feb	Mar	Apr	May	Jun	Jul	Aug	Sep	Oct	Nov	Dec			Total
308	446	Syrian Arab Republic	41	31	43	35	34	38	56	133	146	196	189	136	1.078	1.078	49%
111	81	Eritrea	11	14	*	12	*	31	26	35	11	15	27	49	235	235	11%
26	27	Somalia	*	*	5	*	9	14	12	38	40	17	20	24	185	185	8%
64	21	Iraq	*	*	*	*	*	6	5	*	14	71	47	11	163	163	7%
163	143	Morocco	13	8	9	12	11	10	9	12	12	13	15	12	136	136	6%
56	46	Afghanistan	*	*	*	5	6	8	10	14	13	5	9	8	87	87	4%
68	61	Algeria	7	*	*	*	*	6	*	8	6	8	7	13	72	72	3%
23	18	Yemen	*	*	*	*	*	*	5	5	*	30	15	8	70	70	3%
35	31	Unknown	*	*	*	*	*	6	5	6	8	20	8	*	68	68	3%
10	19	Ethiopia	*	*	*	*	*	*	*	*	*	*	*	*	13	13	1%
*	*	Sudan	*	*	*	*	*	*	*	*	*	*	*	*	13	13	1%
179	93	Others	6	6	*	*	*	*	5	6	15	5	12	9	71	71	3%
1.046	986	Total	85	72	72	79	75	119	138	261	274	384	351	281	2.191	2.191	100%

\* To conceal the lowest figures, all values between 0 and 4 are replaced by asterisk.

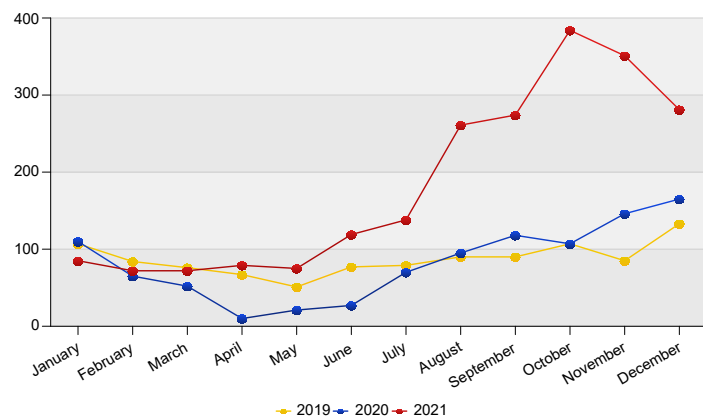
Top Unaccompanied minor asylum applications in The Netherlands December 2021

Country of citizenship			%
1	Syrian Arab Republic	136	48%
2	Eritrea	49	17%
3	Somalia	24	9%
4	Algeria	13	5%
5	Morocco	12	4%
	Others	47	17%
<b>Total December 2021</b>		<b>281</b>	<b>100%</b>

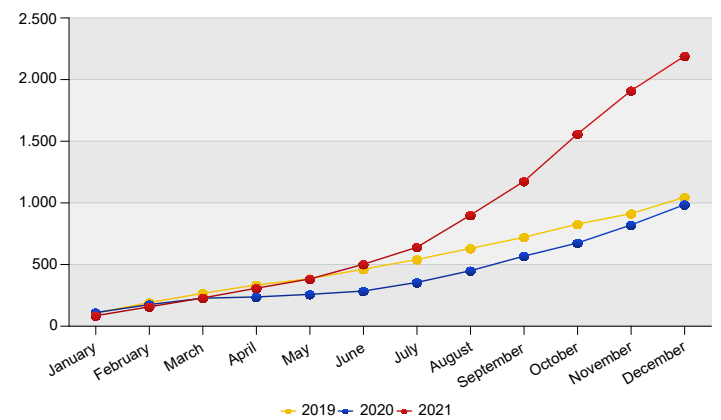
Top Nationalities unaccompanied minor asylum applications last twelve months  
Period: Jan 2021 - Dec 2021  
Number of unaccompanied minor asylum applications: 2.191



Unaccompanied minor asylum applications in The Netherlands



Cumulative development of Unaccompanied minor asylum applications in The Netherlands





Monthly First Asylum Applications in The Netherlands in 2021

Source: METIS

Country of citizenships	Jan	Feb	Mar	Apr	May	Jun	Jul	Aug	Sep	Oct	Nov	Dec	2020	2021	Total 2019
Afghanistan	28	36	81	71	41	98	109	255	1.194	456	459	178	389	3.006	437
Albania	*	*	*	*	*	7	5	*	13	8	5	*	82	54	192
Algeria	103	66	92	63	69	72	79	77	110	147	120	107	993	1.105	1.211
Angola	*	*	*	*	*	*	*	*	*	*	*	*	12	5	56
Argentina	*	*	*	*	*	*	*	*	*	*	*	*	*	6	*
Armenia	*	*	*	5	*	*	*	6	*	*	*	5	25	33	72
Australia	*	*	*	*	*	*	*	*	*	*	*	*	*	*	*
Azerbaijan	*	*	8	9	*	6	9	6	13	6	6	8	115	78	375
Bahrain	*	*	*	*	*	*	*	*	*	*	*	*	5	*	*
Bangladesh	*	*	*	*	*	*	*	*	*	*	*	*	21	11	20
Barbados	*	*	*	*	*	*	*	*	*	*	*	*	*	*	*
Belarus	*	9	12	5	5	7	6	6	8	*	12	10	84	86	165
Belgium	*	*	*	*	*	*	*	*	*	*	*	*	*	*	*
Benin	*	*	*	*	*	*	*	*	*	*	*	*	*	*	*
Bolivia	*	*	*	*	*	*	*	*	*	*	*	*	*	*	*
Bosnia and Herzegovina	*	*	*	*	*	*	*	*	*	*	*	*	11	5	72
Brazil	*	*	*	*	*	*	*	*	*	*	*	5	19	17	8
Bulgaria	*	*	*	*	*	*	*	*	*	*	*	*	5	*	*
Burkina Faso	*	*	*	*	*	*	*	*	*	*	*	*	8	8	8
Burundi	*	*	*	*	*	*	*	*	*	*	*	*	*	*	*
Cameroon	*	*	*	*	*	*	*	*	*	*	*	*	36	17	49
Canada	*	*	*	*	*	*	*	*	*	*	*	*	*	*	*
Cape Verde	*	*	*	*	*	*	*	*	*	*	*	*	*	*	*
Central African Republic	*	*	*	*	*	*	*	*	*	*	*	*	*	*	*
Chad	*	*	*	*	*	*	*	*	*	8	*	*	11	17	22
Chile	*	*	*	*	*	*	*	*	*	*	*	*	*	*	*
China (including Hong Kong)	*	*	5	*	*	*	23	46	17	15	21	13	56	153	155
Colombia	*	*	*	*	*	8	9	10	17	40	53	37	106	187	158
Comoros	*	*	*	*	*	*	*	*	*	*	*	*	*	*	*
Congo, the Democratic Republic of the	*	*	*	*	*	*	*	*	*	*	*	*	10	11	10
Congo, the Republic of the	*	*	*	*	*	*	*	*	5	*	*	*	17	25	43
Costa Rica	*	*	*	*	*	*	*	*	*	*	*	*	*	*	*
Cote d'Ivoire	*	*	*	*	*	*	*	*	*	*	*	*	29	11	49
Croatia	*	*	*	*	*	*	*	*	*	*	*	*	*	*	*
Cuba	*	*	*	*	*	*	*	*	*	*	5	*	8	17	18
Czech Republic	*	*	*	*	*	*	*	*	*	*	*	*	5	*	*
Djibouti	*	*	*	*	*	*	*	*	*	*	*	*	*	*	*
Dominican Republic	*	*	*	*	*	*	*	*	*	*	*	*	5	*	9
East Timor	*	*	*	*	*	*	*	*	*	*	*	*	*	*	8
Ecuador	*	*	*	*	*	*	*	*	*	*	*	*	*	*	*
Egypt	*	*	5	5	6	7	*	14	30	23	25	20	101	146	190
El Salvador	*	*	*	*	*	*	*	5	*	*	21	*	28	33	34
Eritrea	42	46	23	44	47	85	62	88	55	88	74	114	368	768	501
Estonia	*	*	*	*	*	*	*	*	*	*	*	*	*	*	*
Ethiopia	*	5	10	7	*	11	14	10	38	25	15	24	44	167	92
France	*	*	*	*	*	*	*	*	*	*	*	*	*	*	7
Gabon	*	*	*	*	*	*	*	*	*	*	*	*	*	*	*
Gambia	8	10	8	13	13	15	10	14	8	14	21	6	204	140	539
Georgia	*	*	7	7	11	8	11	7	*	9	18	7	163	89	326
Germany	*	*	*	8	*	*	*	*	*	*	*	*	6	9	9
Ghana	8	*	*	*	*	*	*	*	5	*	*	*	41	40	89
Greece	*	*	*	*	*	*	*	*	*	*	*	*	*	*	5
Guatemala	*	*	*	*	*	*	*	*	*	*	*	*	*	*	*
Guinea	6	*	8	*	10	6	8	*	8	7	8	8	108	79	195
Guinea-Bissau	*	*	*	*	*	*	*	*	*	*	*	*	10	*	28
Guyana	*	*	*	*	*	*	*	*	*	*	*	*	*	*	*
Haiti	*	*	*	*	*	*	*	*	*	*	*	6	*	15	7
Honduras	*	*	*	*	*	*	*	*	*	*	*	7	6	8	10
Hungary	*	*	*	*	*	*	*	*	*	*	*	*	5	*	*
India	*	*	*	*	*	*	14	46	14	14	12	13	14	120	49
Indonesia	*	*	*	*	*	*	*	*	*	*	*	*	9	6	8
Iran (Islamic Republic of)	14	11	13	12	18	14	24	32	37	23	34	31	370	263	1.534
Iraq	34	15	20	20	12	28	38	31	63	207	187	91	336	746	621
Ireland	*	*	*	*	*	*	*	*	*	*	*	*	*	*	*
Israel	*	*	*	*	*	*	*	*	*	*	*	*	*	*	*
Italy	*	*	*	*	*	*	*	*	*	*	*	*	5	*	7
Jamaica	*	*	*	*	*	*	*	*	*	*	8	*	6	18	19
Japan	*	*	*	*	*	*	*	*	*	*	*	*	*	*	*
Jordan	*	*	*	*	*	*	*	*	*	*	*	*	55	19	116
Kazakhstan	*	*	*	*	*	*	*	*	*	*	*	*	28	13	36
Kenya	*	*	*	*	*	*	*	*	*	*	*	*	12	*	5
Korea, Democratic People's Republic of	*	*	*	*	*	*	*	*	*	*	*	*	*	*	*
Korea, Republic of	*	*	*	*	*	*	*	*	*	*	*	*	*	7	*
Kosovo / UNSCR 1244	*	*	*	*	*	*	14	*	*	*	*	*	42	22	56
Kuwait	*	*	*	*	*	*	*	*	*	*	*	*	8	*	6
Kyrgyzstan	*	*	*	*	*	*	*	*	*	*	*	*	*	*	16
Latvia	*	*	*	*	*	*	*	*	*	*	*	*	*	*	*
Lebanon	*	7	8	*	*	*	*	15	*	16	5	7	88	69	119
Liberia	*	*	*	*	*	*	*	*	*	*	*	*	11	10	29
Libyan Arab Jamahiriya	9	9	14	5	5	10	9	11	5	19	21	7	188	124	304
Lithuania	*	*	*	*	*	*	*	*	*	*	*	*	*	*	*
Malawi	*	*	*	*	*	*	*	*	*	*	*	*	*	*	*
Malaysia	*	*	6	*	*	*	*	*	*	*	*	*	*	10	*
Maldives	*	*	*	*	*	*	*	*	*	*	*	*	*	*	*
Mali	*	*	*	*	*	*	*	*	*	*	*	*	21	23	42
Mauritania	*	*	*	*	*	*	*	*	*	*	*	*	11	5	12
Mauritius	*	*	*	*	*	*	*	*	*	*	*	*	*	*	*
Mexico	*	*	*	7	*	*	5	*	*	*	*	*	7	16	5
Moldova, Republic of	*	*	*	*	*	6	*	*	13	*	*	12	32	40	1.207
Mongolia	*	*	*	*	*	*	*	*	*	*	*	*	13	8	14
Montenegro	*	*	*	*	*	*	*	*	*	*	*	*	*	*	21
Morocco	62	60	61	62	53	78	81	97	96	98	86	73	774	907	1.062
Mozambique	*	*	*	*	*	*	*	*	*	*	*	*	*	*	*

Monthly First Asylum Applications in The Netherlands in 2021

Source: METIS

Country of citizenships	Jan	Feb	Mar	Apr	May	Jun	Jul	Aug	Sep	Oct	Nov	Dec	2020	2021	Total 2019
Myanmar	*	*	*	*	*	*	*	*	*	*	*	*	16	16	28
Namibia	*	*	*	*	*	*	*	*	*	*	*	*	*	*	*
Nepal	*	*	*	*	*	*	*	*	*	*	*	*	*	*	8
Netherlands	*	*	*	*	*	*	*	*	*	*	*	*	*	*	*
Nicaragua	*	*	*	*	*	*	*	*	*	*	*	*	5	*	37
Niger	*	*	*	*	*	*	*	*	*	*	*	*	27	16	56
Nigeria	39	31	35	42	25	37	33	31	25	31	48	41	633	418	2.102
Oman	*	*	*	*	*	*	*	*	*	*	*	*	*	*	*
Pakistan	25	22	52	29	13	16	22	29	66	53	67	49	267	443	397
Palestinian Territory, Occupied	*	*	*	*	*	*	*	*	*	*	5	6	17	17	40
Panama	*	*	*	*	*	*	*	*	*	*	*	*	*	*	*
Peru	*	*	*	*	*	*	*	*	*	*	*	*	7	6	11
Philippines	*	*	*	*	*	*	*	*	*	*	*	*	8	*	*
Poland	*	*	*	*	*	*	*	*	*	*	*	*	10	*	*
Portugal	*	*	*	*	*	*	*	*	*	*	*	*	*	*	*
Republic of North Macedonia	*	*	*	*	*	*	*	*	6	*	*	*	54	15	264
Romania	*	*	*	*	*	*	*	*	*	*	*	*	*	*	*
Russian Federation	7	6	8	16	23	13	21	19	30	18	20	24	180	205	398
Rwanda	*	*	*	*	*	*	*	*	*	*	*	*	5	9	5
Saint Kitts and Nevis	*	*	*	*	*	*	*	*	*	*	*	*	*	*	*
Saint Lucia	*	*	*	*	*	*	*	*	*	*	*	*	*	*	*
Saudi Arabia	*	*	*	*	*	*	5	*	6	*	*	7	9	31	19
Senegal	6	*	*	*	*	*	*	8	*	*	*	*	45	42	107
Serbia	*	*	*	6	5	*	*	*	5	7	*	*	82	32	326
Sierra Leone	7	11	5	*	*	5	*	8	*	6	9	*	58	66	111
Somalia	13	8	26	16	22	47	69	149	186	107	132	128	202	903	222
South Africa	*	*	*	*	*	*	*	*	*	*	*	*	5	7	9
South Sudan	*	*	*	*	*	*	*	*	*	*	*	*	8	16	5
Spain	*	*	*	*	*	*	*	*	*	*	*	*	*	*	*
Sri Lanka	*	*	*	*	*	*	*	*	*	*	*	9	22	20	56
Stateless	*	*	*	5	*	*	*	*	*	5	9	7	33	43	38
Sudan	14	*	8	*	6	9	9	9	16	19	20	19	157	135	199
Suriname	*	*	*	*	*	*	*	*	*	*	*	*	17	*	*
Sweden	*	*	*	*	*	*	*	*	*	*	*	*	*	*	*
Syrian Arab Republic	266	256	321	252	308	454	624	789	1.132	1.523	1.437	961	4.022	8.323	3.675
Taiwan	*	*	*	*	*	*	*	*	*	*	*	*	*	*	*
Tajikistan	*	*	*	*	*	*	8	*	*	*	*	*	19	17	109
Tanzania, United Republic of	*	*	*	*	*	*	*	*	*	*	*	*	17	5	14
Thailand	*	*	*	*	*	*	*	*	*	*	*	*	*	*	*
Togo	*	*	*	*	*	*	*	*	*	*	*	*	*	*	11
Trinidad and Tobago	*	*	*	*	*	*	*	*	*	*	*	*	*	*	9
Tunisia	22	25	17	12	16	11	12	16	39	38	36	20	242	264	296
Turkey	26	23	43	42	81	254	570	661	303	204	143	109	989	2.459	1.251
Turkmenistan	*	*	*	5	*	*	*	*	9	*	*	*	*	19	5
Uganda	*	*	7	6	6	*	5	*	*	*	7	7	85	57	220
Ukraine	*	*	*	*	6	*	*	16	10	5	13	7	42	71	132
United Arab Emirates	*	*	*	*	*	*	*	*	*	*	*	*	*	*	*
United Kingdom	*	*	*	*	*	*	*	*	*	*	*	*	*	*	*
United States of America	*	*	*	*	*	*	6	*	*	*	*	*	11	14	17
Unknown	28	24	42	39	37	69	85	76	99	119	130	81	581	829	870
Uruguay	*	*	*	*	*	*	*	*	*	*	*	*	*	*	*
Uzbekistan	*	*	*	*	*	*	*	*	*	*	*	*	11	22	7
Venezuela	*	*	*	*	5	*	*	*	8	7	25	14	83	72	182
Viet Nam	*	*	*	*	*	*	*	*	*	*	*	*	18	13	50
Yemen	24	15	35	37	28	39	48	87	186	429	190	71	410	1.189	645
Zambia	*	*	*	*	*	*	*	*	*	*	*	*	*	*	*
Zimbabwe	*	*	*	*	*	*	*	*	*	*	*	*	12	6	20
Other	*	*	*	*	*	*	*	*	*	*	*	*	*	*	46
<b>Totaal</b>	<b>868</b>	<b>774</b>	<b>1.021</b>	<b>907</b>	<b>951</b>	<b>1.484</b>	<b>2.118</b>	<b>2.744</b>	<b>3.951</b>	<b>3.871</b>	<b>3.580</b>	<b>2.417</b>	<b>13.673</b>	<b>24.686</b>	<b>22.533</b>

\* To conceal the lowest figures, all values between 0 and 4 are replaced by asterisk.  
 Selection criterion for this table: all nationalities with at least 1 application in the current year.