



# Yearly figures - 2025

Regular residency

Family <sup>1</sup>	2025	2024	2023
Applications	36.720	38.670	41.800
Decisions	37.640	38.400	43.000
Pending	5.680	6.480	6.210
Positive decisions	85%	88%	89%
Timeliness of decisions	81%	80%	83%
Knowledge & Talent	2025	2024	2023
Applications	19.490	21.730	25.870
Decisions	18.960	22.370	26.500
Pending	1.890	1.300	1.940
Positive decisions	86%	87%	91%
Timeliness of decisions	94%	95%	96%
Students	2025	2024	2023
Applications	21.540	22.040	23.170
Decisions	21.430	22.240	23.110
Pending	180	30	220
Positive decisions	99%	99%	99%
Timeliness of decisions	100%	99%	100%
Labour migrants	2025	2024	2023
Applications	6.730	6.840	5.660
Decisions	6.870	6.590	5.720
Pending	1.390	1.620	1.370
Positive decisions	67%	68%	68%
Timeliness of decisions	53%	63%	72%
Extension of validity (asylum and regular residence permits)	2025	2024	2023
Applications	88.830	89.290	93.260
Decisions	86.410	90.100	97.000
Pending	10.860	8.230	9.040
Positive decisions	96%	96%	96%
Timeliness of decisions	97%	97%	96%
Withdrawals (residency and regular residence permit)	2025	2024	2023
Procedures	53.740	53.070	53.300
Decisions	52.170	51.240	53.900
Pending	21.000	19.940	18.110
Withdrawals	36%	33%	24%
Objection regular (incl. objection asylum family reunification and short-stay visa)	2025	2024	2023
Procedures	27.050	25.150	26.740
Decisions	31.570	27.780	19.770
Pending	14.600	19.230	21.850
Declared valid	24%	25%	34%
Timeliness of decisions	29%	20%	26%
Permanent regular residency	2025	2024	2023
Applications	12.010	16.430	14.500
Decisions	12.830	15.970	16.370
Pending	2.270	3.150	2.690
Positive decisions	83%	85%	81%
Timeliness of decisions	98%	98%	97%
Change, replacement and loss of residence documents	2025	2024	2023
Applications	35.460	32.290	32.510
Decisions	35.120	31.230	33.680
Pending	2.030	1.690	640
Positive decisions	95%	96%	96%
Timeliness of decisions	98%	99%	98%

<sup>1</sup> Asylum family reunification with an unaccompanied minor (AMV) under 8 ECHR is listed under 'Asylum family reunification'.

Top 3 nationalities  
applications 2025

Family
1. Indian
2. Turkish
3. American
Knowledge & Talent
1. Indian
2. Turkish
3. American
Students
1. Chinese
2. Indian
3. American
Labour migrants
1. Ukrainian
2. Indian
3. Filipino

# Yearly figures - 2025

Naturalisation				Top 3 nationalities applications 2025	
Naturalisation				Naturalisation	
Applications	51.760	54.780	43.930	1. Syrian	
Decisions	50.730	55.640	53.590	2. Indian	
Pending	17.600	16.590	17.460	3. Turkish	
Positive decisions	98%	98%	97%		
Timeliness of decisions	100%	99%	98%		
Asylum					
First asylum applications					
First asylum applications <sup>2</sup>	24.070	32.180	38.380		
<sup>2</sup> These figures are listed below in tracks 1,2 & 4.					
Processing of asylum applications					
Track 1 - Dublin procedure				Dublin procedure	
Applications	5.280	5.110	5.210	1. Algerian	
Decisions	3.360	5.110	6.130	2. Turkish	
Pending	3.030	1.880	1.880	3. Syrian	
Track 2 - Safe-country procedure or asylum in another country				Safe-country procedure	
Applications	440	970	1.220	1. Syrian	
Decisions	530	1.230	1.150	2. Moroccan	
Pending	100	130	380	3. Somalian	
Positive decisions	0%	0%	1%		
Timeliness of decisions	90%	95%	96%		
Track 4 - General procedure or extended asylum procedure <sup>3</sup>				General procedure	
Applications	26.880	36.830	42.500	1. Syrian	
Decisions	26.150	33.160	27.680	2. Eritrean	
Pending	51.790	50.910	47.240	3. Ukrainian	
Positive decisions	36%	58%	61%		
Timeliness of decisions	34%	57%	65%		
Processing time of decisions (in weeks)	67	53	43		
Asylum family reunification				Asylum family reunification	
Applications provisional residence permit asylum family reunification	8.150	30.850	22.440	1. Eritrean	
Decisions	20.150	15.160	13.260	2. Syrian	
Pending	30.410	42.590	26.900	3. Somalian	
Positive decisions	87%	86%	89%		
Timeliness of decisions	2%	7%	16%		
Processing time of decisions (in weeks)	84	70	47		
Entries of reuniting family members <sup>4</sup>	16.500	11.880	10.130		
Asylum family reunification 8 ECHR with AMV				Family reunification 8 ECHR	
Applications	6.760	16.020	9.410	1. Eritrean	
Decisions	7.850	6.150	3.590	2. Syrian	
Pending	22.350	23.450	13.570	3. Somalian	
Positive decisions	62%	61%	55%		
Timeliness of decisions	3%	5%	9%		
Processing time of decisions (in weeks)	97	84	62		
<sup>3</sup> This concerns the assessment of first asylum applications, repeat asylum applications, side influx cases (after appeal and change of track) and resettlement. Side influx cases and repeat asylum applications have been listed before under 'First asylum applications'.					
<sup>4</sup> This concerns the number of people that have come to the Netherlands via Asylum family reunification and received a derivative asylum permit. This does not include people with an 8 ECRM application. They receive a regular residence permit after a positive decision.					
Legal affairs					
Legal proceedings concerning residency					
Number of incoming admissable legal proceedings	110.990	89.320	60.760		
Number of concluded legal proceedings	96.860	67.650	53.360		
Percentage of upheld asylum decisions	80%	87%	86%		
Percentage of upheld regular decisions	80%	86%	82%		

# Yearly figures - 2025

Other legal proceedings (regarding detention and naturalisation among other things)	2025	2024	2023
Number of incoming legal proceedings	14.740	15.710	13.960
Number of concluded legal proceedings	14.770	15.240	13.640

Percentage of appeals to a higher court by IND after successful appeal	2025	2024	2023
Appeals to higher court Regular	20%	17%	18%
Appeals to higher court Asylum	18%	19%	27%

Percentage present at court hearing	2025	2024	2023
Present	94%	99%	99%

Service provision

Telephone	2025	2024	2023
Total number of calls handled	444.190	352.810	417.510

Cooperating immigration services hotline	2025	2024	2023
Total number of calls handled	141.390	142.890	138.530

Documents	2025	2024	2023
Foreign nationals identity documents	59.500	51.260	60.340
Residence documents (EU-cards)	268.950	283.710	294.380

Customer contacts IND desks	2025	2024	2023
IND desk (incl. biometrics, document issuance, desk appointments) <sup>5</sup>	648.540	576.240	563.540

<sup>5</sup> Including expatcentres, servicepoints and deliveries to students

IND Caribbean Netherlands	2025	2024	2023
Applications and requests	8.900	8.820	7.970
Processed	9.370	8.480	7.490

Default notices and complaints

Notices of default <sup>6</sup>	2025	2024	2023
Number received	37.500	29.840	27.450
Processed on time	11%	14%	17%

<sup>6</sup> The total amount of incremental penalty payments paid (notices of default and appeals for late decision) in 2025 is € 79 million.

Complaints	2025	2024	2023
Number received	3.750	3.920	6.090
Processed on time	81%	83%	79%

Staffing	2025	2024	2023
Officers employed	5.703	5.416	5.067
External employees	774	1.022	972
Total staff	6.477	6.438	6.039



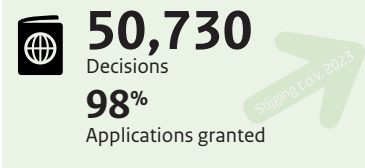
## The IND in 2025 (January - December)

### Regular decisions

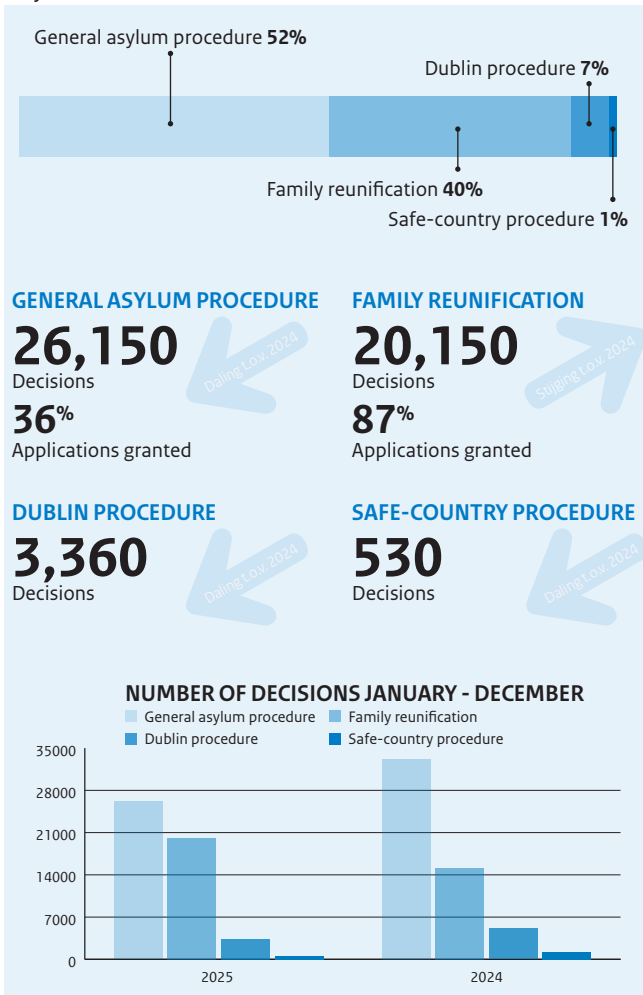


### Naturalisation

#### NATURALISATION REQUESTS



### Asylum decisions

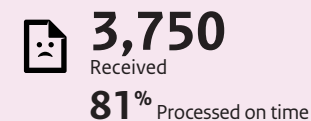


### Service provision

#### CUSTOMER CONTACT PHONE CALLS




#### COMPLAINTS



#### CUSTOMER CONTACT DESK



#### DOCUMENTS



### Legal affairs

#### LEGAL PROCEEDINGS ABOUT RESIDENCY

