



Immigratie- en Naturalisatiedienst  
*Ministerie van Justitie en Veiligheid*

## **Asylum Trends**

Monthly Report on Asylum Applications in The Netherlands

January 2025

## Colophon

**Title** Asylum Trends

**Subtitle** Monthly Report on Asylum Applications in The Netherlands  
Recent trends

**Author** Ministry of Justice and Security  
Immigration and Naturalisation Service (IND)  
IND Business Information Centre (BIC)  
Rijnstraat 8 | 2515 XP Den Haag  
Postbus 16275 | 2500 BG Den Haag

Migratie in beweging



EUROPESE UNIE  
Het Fonds voor asiel,  
migratie en integratie

# Contents

<i>Colophon</i>	2
-----------------	---

## **Asylum applications in The Netherlands**

Total asylum applications in The Netherlands	4
First asylum applications in The Netherlands	5
Repeated asylum applications in The Netherlands	6
Family reunification in The Netherlands	7
Unaccompanied minor asylum seekers in The Netherlands	8
Monthly first asylum applications in The Netherlands	9

## **Appendix**

Appendix: Relocation and Resettlement

Appendix: Eurostat

**Total asylum influx in The Netherlands (first applications, repeated applications, family reunification influx)**  
Source: METIS

Top 10 Last thirteen months **total** asylum applications in The Netherlands

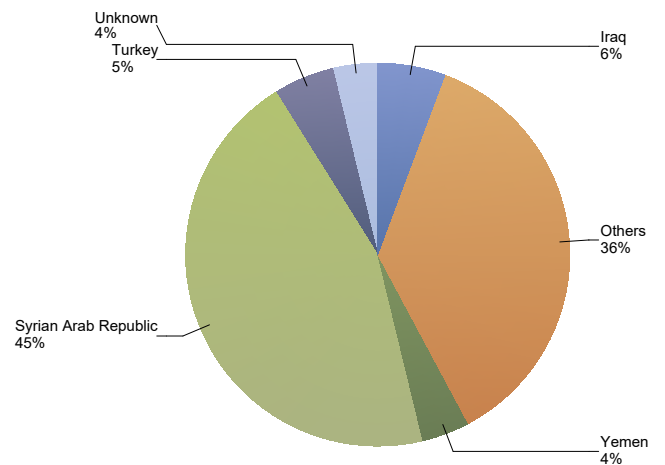
Total 2023	Total 2024	Country of citizenship	2024												2025		Last 12 months	Perc	
			Jan	Feb	Mar	Apr	May	Jun	Jul	Aug	Sep	Oct	Nov	Dec	Total	Jan			Total
19.803	20.368	Syrian Arab Republic	1.909	1.629	1.707	1.705	1.665	1.380	1.657	1.688	1.921	1.988	1.550	1.569	20.368	1.445	1.445	19.904	45%
1.856	2.701	Iraq	237	439	616	507	207	122	126	108	71	88	95	85	2.701	61	61	2.525	6%
4.038	2.377	Turkey	277	187	186	134	173	170	195	206	199	229	190	231	2.377	166	166	2.266	5%
2.809	1.920	Yemen	218	231	257	188	228	142	153	127	134	86	72	84	1.920	87	87	1.789	4%
1.371	1.734	Unknown	169	128	158	164	178	128	161	144	121	126	128	129	1.734	110	110	1.675	4%
2.602	1.707	Eritrea	174	126	103	125	177	124	129	155	241	142	89	122	1.707	104	104	1.637	4%
1.942	1.334	Somalia	143	110	85	130	147	106	134	82	100	99	113	85	1.334	83	83	1.274	3%
1.644	1.219	Algeria	169	101	80	92	91	66	76	120	112	116	96	100	1.219	97	97	1.147	3%
826	951	Nigeria	82	85	70	67	90	52	98	75	96	89	83	64	951	85	85	954	2%
1.255	806	Iran (Islamic Republic of)	77	65	59	83	83	56	63	53	96	63	51	57	806	52	52	781	2%
11.746	10.522	Others	925	803	914	754	888	729	890	777	962	946	1.111	823	10.522	783	783	10.380	23%
49.892	45.639	Total	4.380	3.904	4.235	3.949	3.927	3.075	3.682	3.535	4.053	3.972	3.578	3.349	45.639	3.073	3.073	44.332	100%

\* To conceal the lowest figures, all values between 0 and 4 are replaced by asterisk.

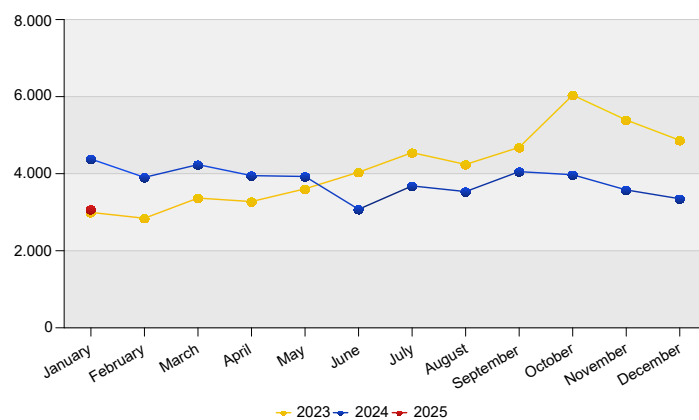
Top Total asylum applications in The Netherlands  
January 2025

	Country of citizenship		%
1	Syrian Arab Republic	1.445	47%
2	Turkey	166	5%
3	Unknown	110	4%
4	Eritrea	104	3%
5	Algeria	97	3%
6	Yemen	87	3%
7	Nigeria	85	3%
8	Somalia	83	3%
9	Iraq	61	2%
10	Morocco	59	2%
	Others	776	25%
<b>Total January 2025</b>		<b>3.073</b>	<b>100%</b>

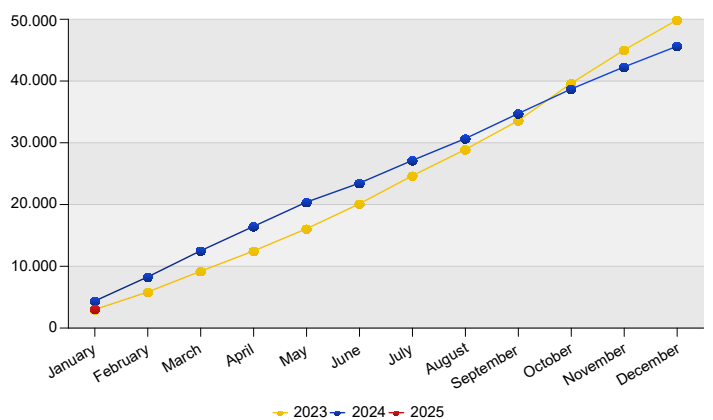
Top Nationalities total applications last twelve months  
Period: Feb 2024 - Jan 2025  
Number of total asylum applications: 44.332



Total asylum applications in The Netherlands



Cumulative development of total asylum applications in The Netherlands



**First asylum applications in The Netherlands**  
Source: METIS

Top 10 Last thirteen months **first** asylum applications in The Netherlands

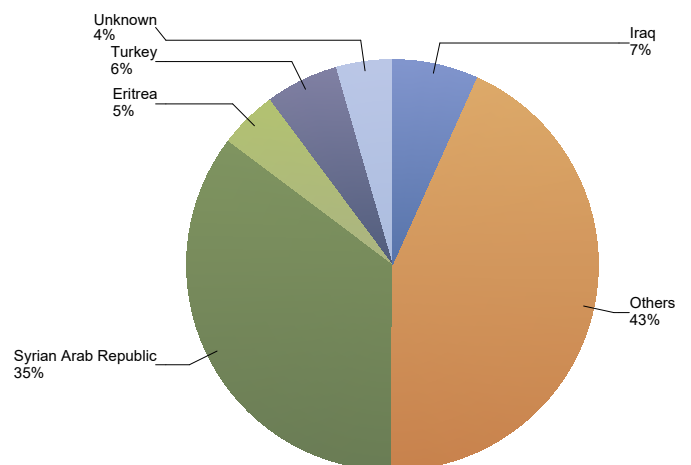
Total 2023	Total 2024 **	Country of citizenship	2024												2025		Last 12 months	Perc	
			Jan	Feb	Mar	Apr	May	Jun	Jul	Aug	Sep	Oct	Nov	Dec	Total	Jan			Total
13.028	11.526	Syrian Arab Republic	1.184	800	920	1.042	967	713	1.001	1.109	1.188	1.153	725	724	11.526	404	404	10.746	35%
1.495	2.222	Iraq	210	400	577	450	138	85	84	80	38	36	63	61	2.222	40	40	2.052	7%
2.862	1.868	Turkey	241	110	144	116	145	129	164	181	172	179	126	161	1.868	119	119	1.746	6%
2.345	1.464	Eritrea	142	104	92	98	165	98	108	143	214	114	77	109	1.464	69	69	1.391	5%
1.231	1.412	Unknown	123	105	121	129	158	103	133	120	104	112	97	107	1.412	78	78	1.367	4%
1.807	1.076	Somalia	123	96	77	106	134	79	110	61	78	74	67	71	1.076	53	53	1.006	3%
1.982	1.079	Yemen	132	162	178	128	129	80	61	55	62	43	16	33	1.079	22	22	969	3%
1.556	952	Algeria	157	83	58	68	68	53	66	81	86	72	79	81	952	80	80	875	3%
656	770	Nigeria	66	63	63	56	73	45	76	59	76	69	70	54	770	74	74	778	3%
1.122	703	Iran (Islamic Republic of)	69	59	50	73	72	50	59	50	86	54	39	42	703	39	39	673	2%
10.293	9.103	Others	810	710	778	616	776	611	746	695	827	832	1.003	699	9.103	674	674	8.967	29%
38.377	32.175	Total	3.257	2.692	3.058	2.882	2.825	2.046	2.608	2.634	2.931	2.738	2.362	2.142	32.175	1.652	1.652	30.570	100%

\* To conceal the lowest figures, all values between 0 and 4 are replaced by asterisk.

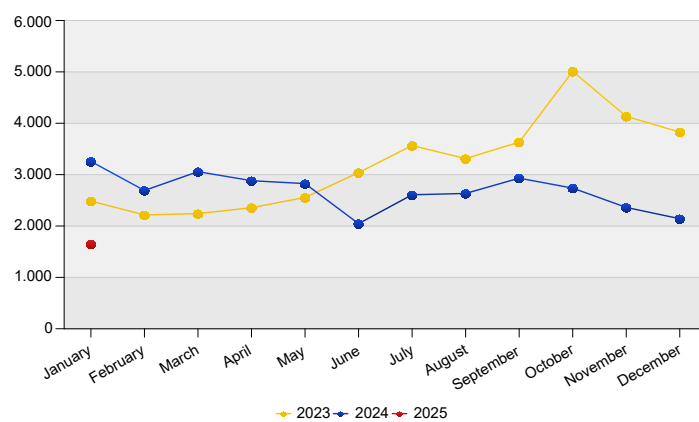
Top First asylum applications in The Netherlands  
January 2025

	Country of citizenship		%
1	Syrian Arab Republic	404	24%
2	Turkey	119	7%
3	Algeria	80	5%
4	Unknown	78	5%
5	Nigeria	74	4%
6	Eritrea	69	4%
7	Moldova, Republic of	56	3%
8	Somalia	53	3%
9	Morocco	49	3%
10	Iraq	40	2%
	Others	630	38%
<b>Total January 2025</b>		1.652	100%

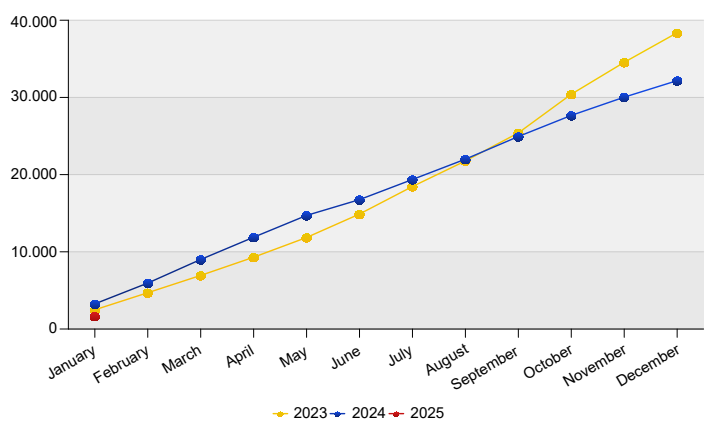
Top Nationalities first applications last twelve months  
Period: Feb 2024 - Jan 2025  
Number of first asylum applications: 30.570



First asylum applications in The Netherlands



Cumulative development of first asylum applications in The Netherlands



**Repeated asylum applications in The Netherlands**  
Source: METIS

Top 10 Last thirteen months repeated asylum applications in The Netherlands

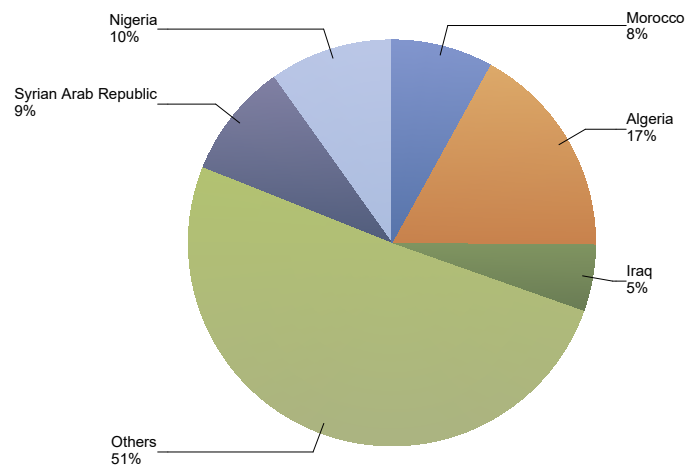
Total 2023	Total 2024	Country of citizenship	2024												2025		Last 12 months	Perc	
			Jan	Feb	Mar	Apr	May	Jun	Jul	Aug	Sep	Oct	Nov	Dec	Total	Jan			Total
87	264	Algeria	12	18	22	24	23	12	10	39	26	44	17	17	264	17	17	269	17%
150	161	Nigeria	16	22	6	8	14	7	19	13	20	19	8	9	161	10	10	155	10%
81	130	Syrian Arab Republic	9	8	10	5	14	12	23	16	11	8	*	11	130	22	22	143	9%
149	131	Morocco	15	7	13	12	10	13	15	8	9	9	10	10	131	10	10	126	8%
105	84	Iraq	5	10	7	*	14	10	10	*	9	6	6	*	84	*	*	83	5%
44	43	Somalia	5	*	*	6	*	5	*	*	5	*	*	*	43	5	5	43	3%
22	44	Tunisia	5	*	*	6	6	7	*	*	*	*	*	*	44	*	*	43	3%
32	37	Turkey	*	5	*	*	*	6	*	*	*	*	6	*	37	8	8	41	3%
93	39	Iran (Islamic Republic of)	*	*	5	*	*	*	*	*	*	7	*	7	39	*	*	40	3%
40	35	Gambia	*	6	*	*	*	*	*	5	*	*	*	*	35	5	5	38	2%
62	42	Eritrea	7	6	5	12	*	*	*	*	*	*	*	*	42	*	*	36	2%
14	38	Pakistan	11	11	*	*	*	*	*	*	*	*	*	*	38	*	*	28	2%
511	537	Others	52	41	49	38	37	32	65	35	62	46	34	46	537	42	42	527	34%
1.390	1.585	Total	146	141	125	125	131	115	156	128	153	154	96	115	1.585	133	133	1.572	100%

\* To conceal the lowest figures, all values between 0 and 4 are replaced by asterisk.

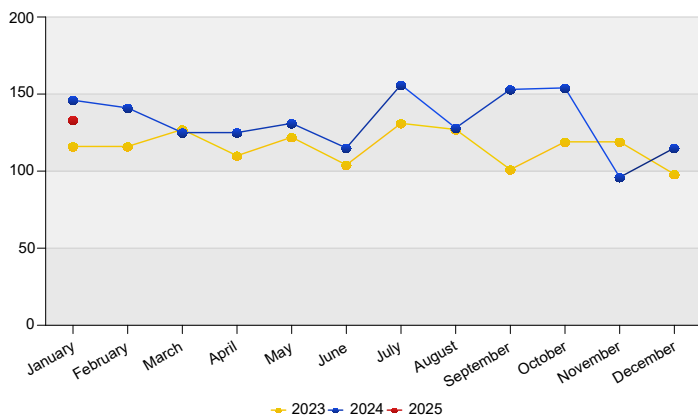
Top Repeated asylum applications in The Netherlands  
January 2025

Country of citizenship			%
1	Syrian Arab Republic	22	17%
2	Algeria	17	13%
3	Morocco	10	8%
4	Nigeria	10	8%
5	Turkey	8	6%
6	Senegal	6	5%
	Others	60	45%
<b>Total January 2025</b>		<b>133</b>	<b>100%</b>

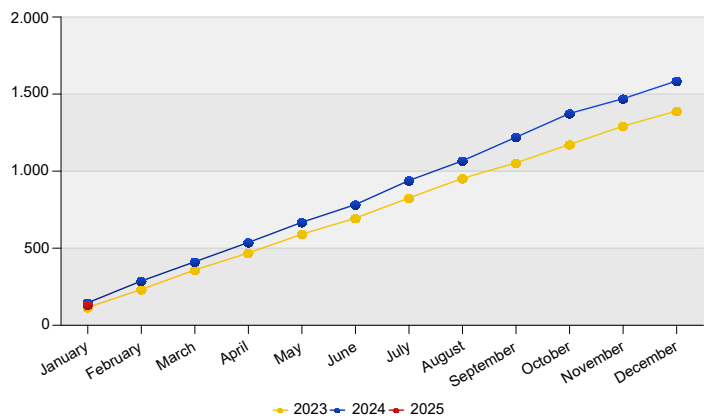
Top Nationalities repeated asylum applications last twelve months  
Period: Feb 2024 - Jan 2025  
Number of repeated asylum applications: 1.572



Repeated asylum applications in The Netherlands



Cumulative development of repeated asylum applications in The Netherlands



**Influx of family reunification in The Netherlands (Council Directive 2003/86/EC Chapter V)**  
 Source: METIS

Top 10 Last thirteen months Influx of family reunification in The Netherlands

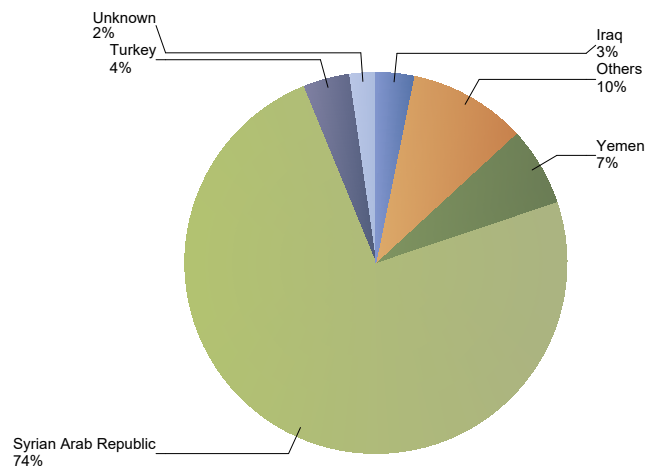
Total 2023	Total 2024	Country of citizenship	2024												2025		Last 12 months	Perc	
			Jan	Feb	Mar	Apr	May	Jun	Jul	Aug	Sep	Oct	Nov	Dec	Total	Jan			Total
6.694	8.712	Syrian Arab Republic	716	821	777	658	684	655	633	563	722	827	822	834	8.712	1.019	1.019	9.015	74%
822	832	Yemen	82	67	79	60	99	62	91	72	70	43	56	51	832	65	65	815	7%
1.144	472	Turkey	32	72	42	15	26	35	31	22	24	47	58	68	472	39	39	479	4%
256	395	Iraq	22	29	32	54	55	27	32	27	24	46	26	21	395	17	17	390	3%
119	291	Unknown	43	15	36	35	20	23	23	18	12	14	31	291	30	30	278	2%	
91	215	Somalia	15	10	5	18	11	22	22	17	17	22	44	215	25	25	225	2%	
195	201	Eritrea	25	16	6	15	12	23	18	10	25	28	11	201	34	34	210	2%	
190	160	Afghanistan	11	*	29	21	15	8	18	9	8	8	18	160	11	11	160	1%	
91	139	Pakistan	6	7	9	12	8	21	17	*	8	16	11	139	14	14	147	1%	
118	74	Stateless	5	7	10	12	*	*	*	*	19	*	15	74	*	*	69	1%	
405	388	Others	20	27	27	42	40	35	33	31	40	27	28	388	34	34	402	3%	
10.125	11.879	<b>Total</b>	<b>977</b>	<b>1.071</b>	<b>1.052</b>	<b>942</b>	<b>971</b>	<b>914</b>	<b>918</b>	<b>773</b>	<b>969</b>	<b>1.080</b>	<b>1.120</b>	<b>1.092</b>	<b>11.879</b>	<b>1.288</b>	<b>1.288</b>	<b>12.190</b>	<b>100%</b>

\* To conceal the lowest figures, all values between 0 and 4 are replaced by asterisk.

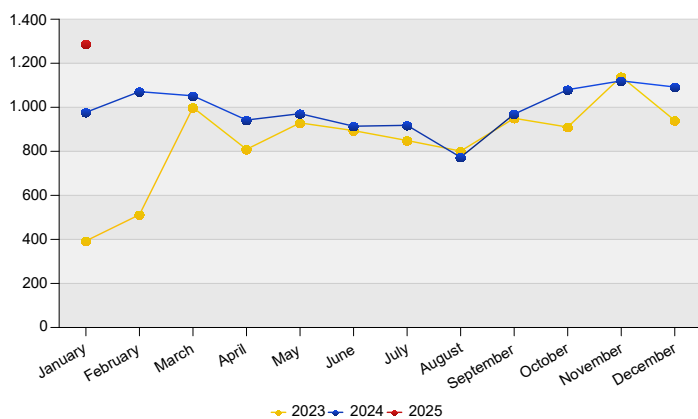
Top Influx of family reunification in The Netherlands January 2025

Country of citizenship	%
1 Syrian Arab Republic	79%
2 Yemen	5%
3 Turkey	3%
4 Eritrea	3%
5 Unknown	2%
Others	8%
<b>Total January 2025</b>	<b>1.288</b> 100%

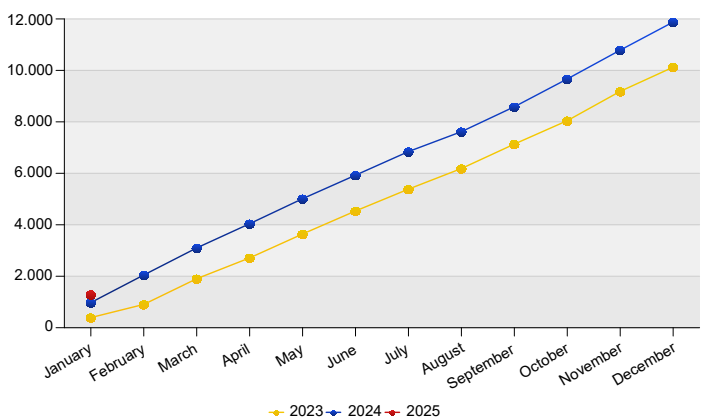
Top Nationalities Influx of family reunification last twelve months  
 Period: Feb 2024 - Jan 2025  
 Number of influx family reunification: 12.190



Influx of family reunification in The Netherlands



Cumulative development of Influx of family reunification in The Netherlands



**Influx of indicated unaccompanied minor asylum seekers in The Netherlands**  
Source: METIS

Top 10 Unaccompanied minor asylum applications in The Netherlands

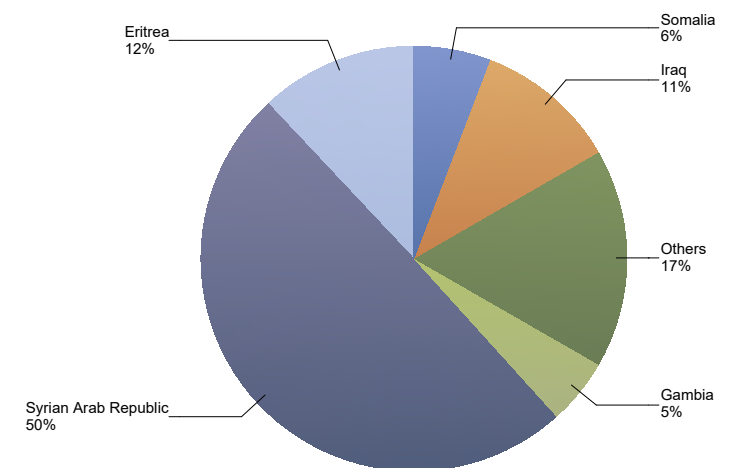
Total 2023	Total 2024	Country of citizenship	2024												2025		Last 12 months	Perc	
			Jan	Feb	Mar	Apr	May	Jun	Jul	Aug	Sep	Oct	Nov	Dec	Total	Jan			Total
2.797	1.982	Syrian Arab Republic	163	149	158	159	147	126	175	268	220	199	123	95	1.982	38	38	1.857	50%
1.030	476	Eritrea	43	23	28	29	40	18	32	58	102	38	23	42	476	15	15	448	12%
335	440	Iraq	38	84	137	111	20	19	9	5	*	*	*	8	440	*	*	406	11%
482	226	Somalia	26	17	11	24	22	20	15	14	16	26	16	19	226	17	17	217	6%
90	192	Gambia	17	16	22	23	17	23	25	13	10	6	11	9	192	12	12	187	5%
99	131	Ethiopia	*	8	7	8	15	5	16	15	16	19	14	5	131	*	*	130	3%
71	80	Unknown	6	6	11	9	8	*	9	9	*	*	*	7	80	*	*	78	2%
171	57	Yemen	*	9	8	9	10	*	6	*	*	*	*	*	57	*	*	57	2%
241	61	Sudan	8	*	*	7	6	*	5	10	6	*	*	7	61	*	*	53	1%
81	45	Algeria	6	*	*	*	*	*	*	*	*	*	6	11	45	11	11	50	1%
407	247	Others	16	30	21	12	14	12	23	16	21	27	30	25	247	22	22	253	7%
5.804	3.937	Total	329	347	407	393	302	230	318	413	401	333	234	230	3.937	128	128	3.736	100%

\* To conceal the lowest figures, all values between 0 and 4 are replaced by asterisk.

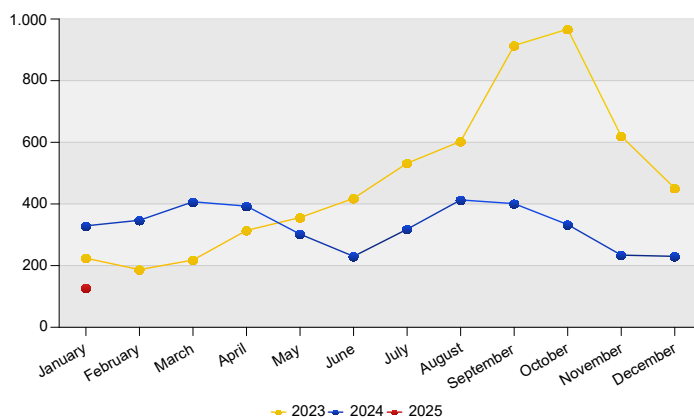
Top Unaccompanied minor asylum applications in The Netherlands January 2025

Country of citizenship		%
1 Syrian Arab Republic	38	30%
2 Somalia	17	13%
3 Eritrea	15	12%
4 Gambia	12	9%
5 Algeria	11	9%
Others	35	27%
<b>Total January 2025</b>	<b>128</b>	<b>100%</b>

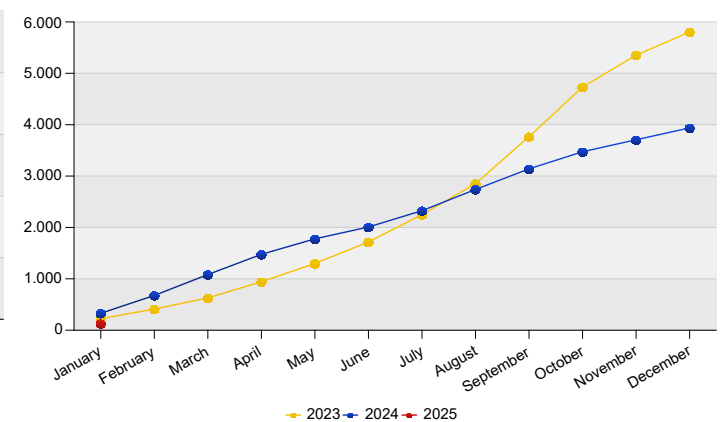
Top Nationalities unaccompanied minor asylum applications last twelve months  
Period: Feb 2024 - Jan 2025  
Number of unaccompanied minor asylum applications: 3.736



Unaccompanied minor asylum applications in The Netherlands



Cumulative development of Unaccompanied minor asylum applications in The Netherlands







## Monthly First Asylum Applications in The Netherlands in 2025

Source: METiS

Country of citizenships	Jan	2022	2023	2024	2025
Afghanistan	22	2.732	669	491	22
Albania	*	52	28	22	*
Algeria	80	1.206	1.556	952	80
Angola	8	17	26	40	8
Argentina	*	5	*	*	*
Armenia	*	50	50	37	*
Australia	*	*	*	*	*
Azerbaijan	24	127	121	151	24
Bahrain	*	5	9	*	*
Bangladesh	*	18	20	38	*
Barbados	*	*	*	*	*
Belarus	*	94	82	51	*
Belgium	*	*	*	*	*
Benin	*	9	25	10	*
Bolivia	*	7	6	5	*
Bosnia and Herzegovina	*	15	10	7	*
Botswana	*	*	*	*	*
Brazil	*	12	9	20	*
Bulgaria	*	*	*	*	*
Burkina Faso	*	*	9	12	*
Burundi	*	16	6	6	*
Cambodia	*	*	*	*	*
Cameroon	*	24	58	68	*
Canada	*	*	*	*	*
Central African Republic	*	*	*	18	*
Chad	*	10	14	27	*
Chile	*	7	5	*	*
China (including Hong Kong)	29	151	409	201	29
Colombia	20	519	588	562	20
Comoros	*	*	*	*	*
Congo, the Democratic Republic of the	*	27	28	24	*
Congo, the Republic of the	*	22	23	20	*
Cote d'Ivoire	*	10	31	38	*
Croatia	*	*	*	*	*
Cuba	*	13	12	22	*
Czech Republic	*	*	*	*	*
Djibouti	*	*	6	6	*
Dominica	*	*	*	*	*
Dominican Republic	*	7	13	5	*
Ecuador	*	*	28	49	*
Egypt	36	262	321	302	36
El Salvador	*	75	22	10	*
Equatorial Guinea	*	*	*	*	*
Eritrea	69	1.365	2.345	1.464	69
Ethiopia	18	305	323	416	18
Federated States of Micronesia	*	*	*	*	*
France	*	5	*	7	*



## Monthly First Asylum Applications in The Netherlands in 2025

Source: METiS

Country of citizenships	Jan	2022	2023	2024	2025
Gabon	*	*	*	5	*
Gambia	25	102	209	409	25
Georgia	9	156	119	101	9
Germany	*	*	7	7	*
Ghana	*	35	57	64	*
Greece	*	*	*	*	*
Grenada	*	*	*	*	*
Guinea	16	95	163	184	16
Guinea-Bissau	*	*	6	*	*
Guyana	*	5	*	*	*
Haiti	*	10	23	7	*
Honduras	*	*	11	7	*
Hungary	*	*	*	6	*
India	12	123	149	72	12
Indonesia	*	*	*	7	*
Iran (Islamic Republic of)	39	702	1.122	703	39
Iraq	40	671	1.495	2.222	40
Ireland	*	*	*	*	*
Israel	*	*	14	13	*
Italy	*	*	7	6	*
Jamaica	*	17	22	22	*
Japan	*	*	*	*	*
Jordan	7	85	117	75	7
Kazakhstan	*	41	47	24	*
Kenya	*	18	56	108	*
Korea, Republic of	*	*	*	*	*
Kosovo	*	9	9	5	*
Kuwait	*	9	10	12	*
Kyrgyzstan	*	18	7	10	*
Latvia	*	*	*	5	*
Lebanon	18	65	78	80	18
Liberia	*	9	21	26	*
Libyan Arab Jamahiriya	19	193	241	181	19
Malawi	*	*	5	6	*
Malaysia	*	*	*	*	*
Mali	*	20	26	35	*
Mauritania	*	*	*	126	*
Mauritius	*	*	*	5	*
Mexico	8	14	13	9	8
Moldova, Republic of	56	205	652	518	56
Mongolia	*	5	12	18	*
Montenegro	*	*	*	*	*
Morocco	49	721	884	603	49
Mozambique	*	*	*	*	*
Myanmar	7	58	50	60	7
Namibia	*	*	8	*	*
Nepal	*	9	6	7	*



## Monthly First Asylum Applications in The Netherlands in 2025

Source: METiS

Country of citizenships	Jan	2022	2023	2024	2025
Netherlands	*	*	12	37	*
Nicaragua	*	67	22	15	*
Niger	*	18	34	19	*
Nigeria	74	521	656	770	74
Pakistan	38	877	637	489	38
Palestinian Territory, Occupied	6	32	28	36	6
Panama	*	*	*	6	*
Peru	*	19	63	27	*
Philippines	*	*	*	8	*
Poland	*	8	7	20	*
Portugal	*	*	*	*	*
Qatar	*	*	*	*	*
Republic of North Macedonia	*	14	20	29	*
Romania	*	*	*	9	*
Russian Federation	15	590	330	254	15
Rwanda	*	6	11	7	*
Saudi Arabia	*	38	29	28	*
Senegal	*	20	23	179	*
Serbia	*	26	36	23	*
Sierra Leone	20	84	340	244	20
Somalia	53	1.457	1.807	1.076	53
South Africa	*	17	19	16	*
South Sudan	*	7	25	16	*
Spain	*	*	6	*	*
Sri Lanka	6	31	38	52	6
Stateless	*	39	61	32	*
Sudan	18	195	809	522	18
Suriname	*	9	8	11	*
Swaziland	*	*	*	7	*
Sweden	*	*	*	*	*
Syrian Arab Republic	404	12.648	13.028	11.526	404
Taiwan	*	*	*	*	*
Tajikistan	7	48	34	38	7
Tanzania, United Republic of	*	11	20	23	*
Thailand	*	*	*	*	*
Togo	*	*	*	*	*
Trinidad and Tobago	*	19	7	14	*
Tunisia	12	285	429	328	12
Turkey	119	2.684	2.862	1.868	119
Turkmenistan	*	26	11	16	*
Uganda	39	192	284	286	39
Ukraine	12	1.060	601	424	12
United Arab Emirates	*	*	*	*	*
United Kingdom	*	8	*	11	*
United States of America	12	17	18	9	12
Unknown	78	1.113	1.231	1.412	78
Uruguay	*	*	*	*	*



## Monthly First Asylum Applications in The Netherlands in 2025

Source: METiS

Country of citizenships	Jan	2022	2023	2024	2025
Uzbekistan	*	58	53	58	*
Venezuela	13	175	167	207	13
Viet Nam	*	7	26	10	*
Yemen	22	2.428	1.982	1.079	22
Zambia	*	5	*	*	*
Zimbabwe	8	18	25	30	8
Other	*	19	27	*	*
<b>Totaal</b>	<b>1.652</b>	<b>35.535</b>	<b>38.377</b>	<b>32.175</b>	<b>1.652</b>

\* To conceal the lowest figures, all values between 0 and 4 are replaced by asterisk.  
Selection criterion for this table: all nationalities with at least 1 application in the current year.