



Immigratie- en Naturalisatiedienst
Ministerie van Veiligheid en Justitie

Asylum Trends

Monthly Report on Asylum Applications in The Netherlands

September 2017

Colophon

Title	Asylum Trends
Subtitle	Monthly Report on Asylum Applications in The Netherlands Recent trends
Author	Ministry of Security and Justice Immigration and Naturalisation Service (IND) IND Business Information Centre (BIC) Rijnstraat 8 2515 XP Den Haag Postbus 16275 2500 BG Den Haag

Contents

<i>Colophon</i>	2
-----------------	---

Asylum applications in The Netherlands

Total asylum applications in The Netherlands	4
First asylum applications in The Netherlands	5
Repeated asylum applications in The Netherlands	6
Family reunification in The Netherlands	7
Unaccompanied minor asylum seekers in The Netherlands	8
Monthly first asylum applications in The Netherlands	9

Appendix

Appendix: Relocation and Resettlement

Appendix: Eurostat

Due to changes in the delivery of Eurostat data it is not possible to compile the appendix "Eurostat data". Information about the asylum applications submitted in the EU can be found on the Eurostat website <<http://ec.europa.eu/eurostat/web/asylum-and-managed-migration/overview>>



Total asylum influx in The Netherlands (first applications, repeated applications, family reunification influx)
Source: METIS

Top 10 Last thirteen months **total** asylum applications in the Netherlands

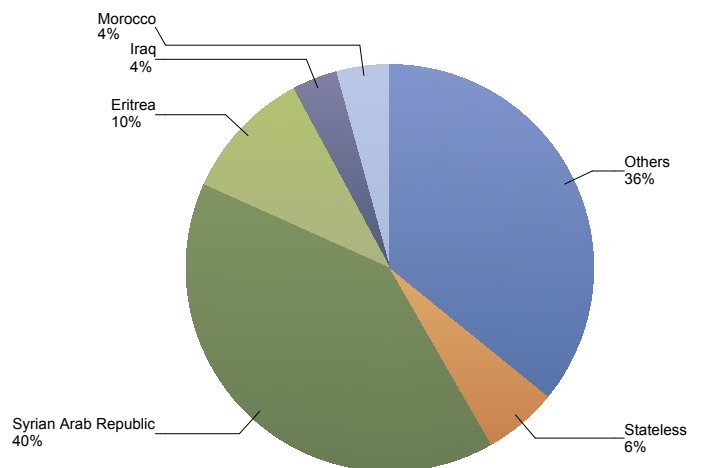
Total 2015	Total 2016	Country of citizenship	2016					2017												Last 12 months	Perc
			Sep	Oct	Nov	Dec	Total	Jan	Feb	Mar	Apr	May	Jun	Jul	Aug	Sep	Total				
27,710	10,604	Syrian Arab Republic	1,007	1,313	1,809	2,035	6,164	1,049	1,718	1,411	1,177	1,075	771	693	599	612	9,105	14,262	40%		
8,434	2,870	Eritrea	291	330	344	345	1,310	298	319	317	337	360	223	249	297	295	2,695	3,714	10%		
4,942	1,471	Stateless	122	194	232	207	755	179	237	333	218	179	91	74	72	67	1,450	2,083	6%		
99	1,283	Morocco	284	389	224	133	1,030	88	94	96	86	79	55	82	114	83	777	1,523	4%		
3,450	1,166	Iraq	63	73	105	72	313	95	98	93	108	116	128	121	141	131	1,031	1,281	4%		
55	991	Algeria	227	260	192	103	782	129	96	86	59	63	23	62	71	78	667	1,222	3%		
2,945	1,447	Afghanistan	73	77	69	82	301	81	89	74	82	81	83	98	59	47	694	922	3%		
645	618	Unknown	60	66	65	61	252	47	49	98	102	123	88	74	88	53	722	914	3%		
2,074	1,037	Iran (Islamic Republic of)	83	71	67	45	266	60	48	65	55	70	79	99	93	88	657	840	2%		
263	597	Georgia	38	70	81	63	252	75	83	75	40	33	41	48	19	22	436	650	2%		
8,263	9,558	Others	877	770	816	733	3,196	588	587	650	598	614	735	753	707	677	5,909	8,228	23%		
58,880	31,642	Total	3,125	3,613	4,004	3,879	14,621	2,689	3,418	3,298	2,862	2,793	2,317	2,353	2,260	2,153	24,143	35,639	100%		

* To conceal the lowest figures, all values between 0 and 4 are replaced by asterisk.

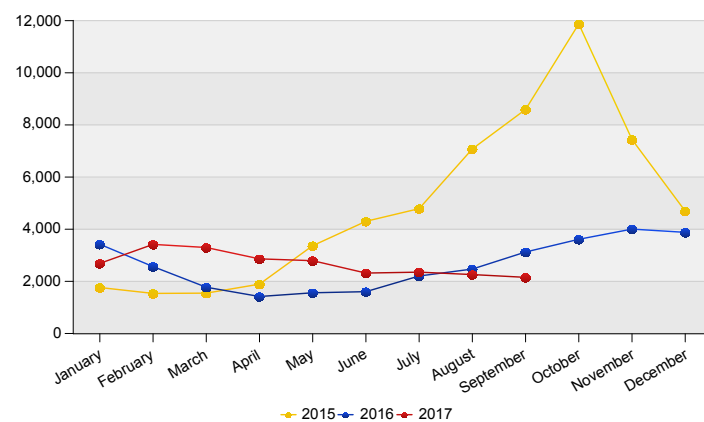
Top Total asylum applications in The Netherlands
September 2017

	Country of citizenship		%
1	Syrian Arab Republic	612	28%
2	Eritrea	295	14%
3	Iraq	131	6%
4	Iran (Islamic Republic of)	88	4%
5	Morocco	83	4%
6	Algeria	78	4%
7	Stateless	67	3%
8	Unknown	53	2%
9	Afghanistan	47	2%
10	Turkey	44	2%
	Others	655	30%
Total September 2017		2,153	100%

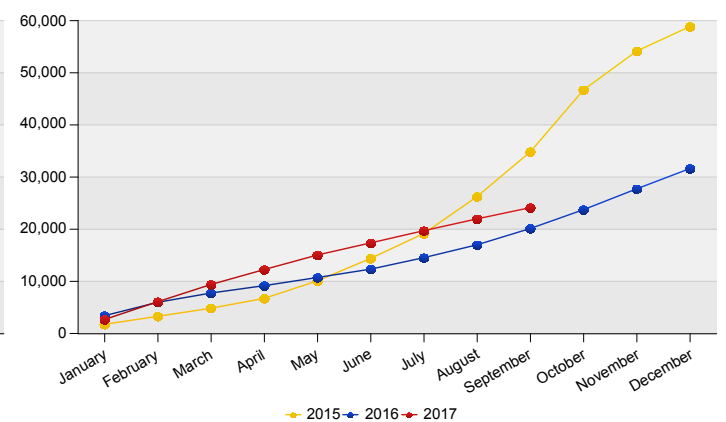
Top Nationalities total applications last twelve months
Period: Oct 2016 - Sep 2017
Number of total asylum applications: 35,639



Total asylum applications in The Netherlands



Cumulative development of total asylum applications in The Netherlands





First asylum applications in The Netherlands
Source: METIS

Top 10 Last thirteen months **first** asylum applications in The Netherlands

Total 2015	Total 2016 **	Country of citizenship	2016					2017										Last 12 months	Perc
			Sep	Oct	Nov	Dec	Total	Jan	Feb	Mar	Apr	May	Jun	Jul	Aug	Sep	Total		
18,677	2,158	Syrian Arab Republic	84	138	106	187	515	151	140	173	131	187	174	208	193	222	1,579	2,010	13%
80	1,271	Morocco	282	389	224	129	1,024	87	92	96	85	78	48	79	109	82	756	1,498	9%
7,359	1,497	Eritrea	161	193	203	157	714	166	102	97	67	80	75	92	113	105	897	1,450	9%
41	980	Algeria	224	260	192	103	779	121	95	86	57	59	22	57	69	77	643	1,198	7%
3,009	888	Iraq	41	52	56	46	195	46	54	54	61	58	74	73	74	59	553	707	4%
1,884	884	Iran (Islamic Republic of)	66	58	54	32	210	49	36	43	45	48	63	77	77	66	504	648	4%
256	578	Georgia	38	69	79	61	247	71	81	74	38	33	38	45	18	20	418	627	4%
432	457	Unknown	49	55	51	43	198	36	28	40	31	74	51	57	53	37	407	556	3%
1,005	1,664	Albania	96	65	84	70	315	59	45	39	19	27	35	46	34	12	316	535	3%
69	341	Libyan Arab Jamahiriya	41	75	57	63	236	38	34	33	27	23	21	22	23	35	256	451	3%
10,281	7,453	Others	696	575	620	510	2,401	415	446	483	461	492	596	632	569	513	4,607	6,312	39%
43,093	18,171	Total	1,778	1,929	1,726	1,401	6,834	1,239	1,153	1,218	1,022	1,159	1,197	1,388	1,332	1,228	10,936	15,992	100%

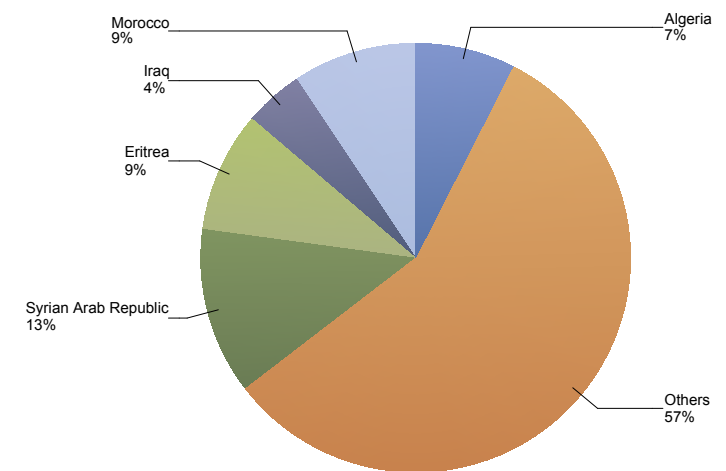
* To conceal the lowest figures, all values between 0 and 4 are replaced by asterisk.

** In May 2017 the IND has adjusted its systems to remove a small discrepancy that caused some cases to not be included in figures of (earlier versions of) this report. This adjustment may result in some small inconsistencies with reports dating from April 2017 and before. Considering the limited size of the discrepancy and to ensure consistency between reports, figures published before January 1st, 2017, will not be updated. Notwithstanding these figures, the total influx of first asylum applications in 2016 was 18,246.

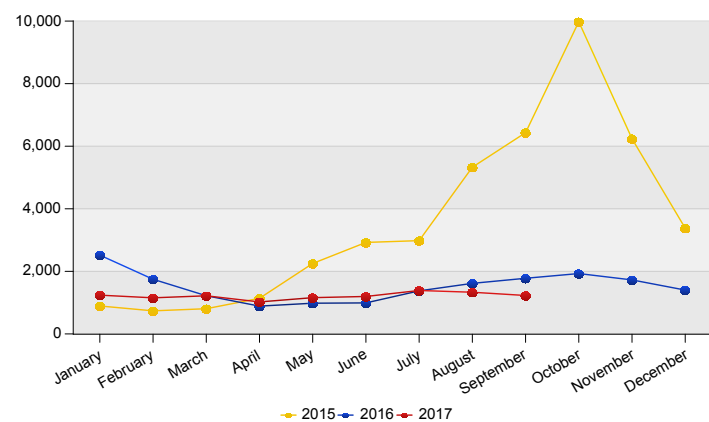
Top First asylum applications in The Netherlands
September 2017

	Country of citizenship		%
1	Syrian Arab Republic	222	18%
2	Eritrea	105	9%
3	Morocco	82	7%
4	Algeria	77	6%
5	Iran (Islamic Republic of)	66	5%
6	Iraq	59	5%
7	Turkey	39	3%
8	Unknown	37	3%
9	Libyan Arab Jamahiriya	35	3%
10	Nigeria	30	2%
	Others	476	39%
Total September 2017		1,228	100%

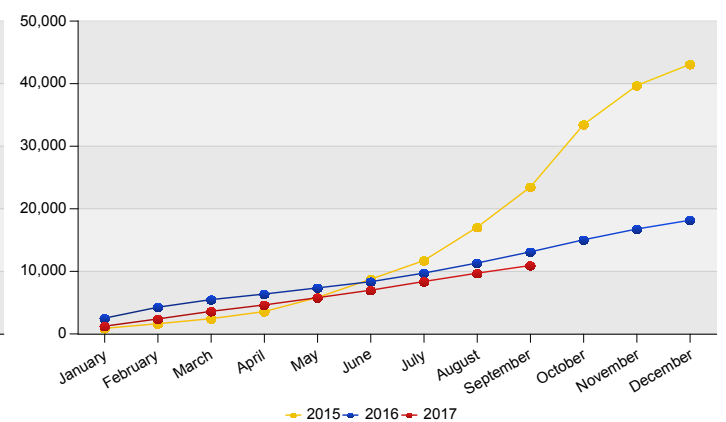
Top Nationalities first applications last twelve months
Period: Oct 2016 - Sep 2017
Number of first asylum applications: 15,992



First asylum applications in The Netherlands



Cumulative development of first asylum applications in The Netherlands





Repeated asylum applications in The Netherlands
Source: METIS

Top 10 Last thirteen months repeated asylum applications in The Netherlands

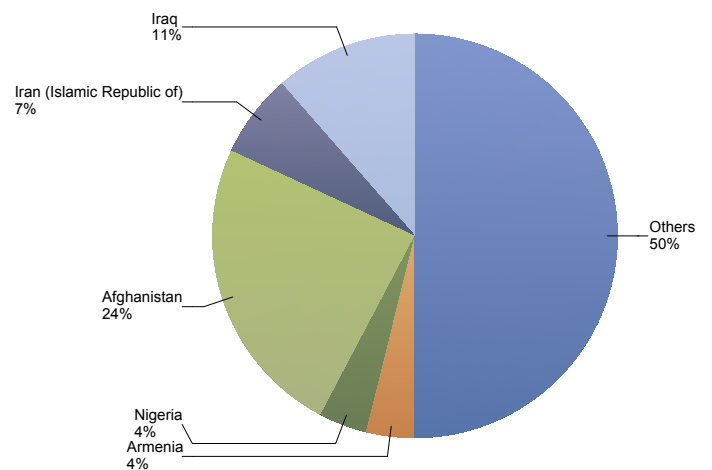
Total 2015	Total 2016	Country of citizenship	2016				2017												Last 12 months	Perc
			Sep	Oct	Nov	Dec	Total	Jan	Feb	Mar	Apr	May	Jun	Jul	Aug	Sep	Total			
311	358	Afghanistan	24	42	26	38	130	34	57	38	40	35	41	67	30	36	378	484	24%	
228	156	Iraq	9	16	20	11	56	30	5	20	11	24	17	19	25	31	182	229	11%	
139	110	Iran (Islamic Republic of)	13	10	12	11	46	5	10	16	*	14	12	14	10	15	100	133	7%	
65	75	Nigeria	*	*	12	5	21	8	5	*	*	*	6	11	7	11	57	77	4%	
39	46	Armenia	*	*	10	10	26	13	*	5	10	*	*	7	*	*	52	76	4%	
184	93	Somalia	9	14	*	*	30	6	*	7	5	5	*	9	9	7	53	74	4%	
62	61	Eritrea	*	*	5	7	18	5	6	8	6	*	*	*	7	*	45	59	3%	
123	59	Unknown	5	5	*	*	15	*	*	6	10	*	6	*	11	*	48	58	3%	
52	49	Syrian Arab Republic	*	*	8	*	18	*	*	*	*	*	5	10	6	6	32	46	2%	
38	25	Ukraine	*	*	*	*	7	*	*	6	*	*	7	5	*	*	31	37	2%	
36	35	Sudan	*	*	*	7	10	*	*	*	*	*	*	*	5	*	28	36	2%	
9	7	Serbia	*	*	*	*	5	7	*	*	13	6	*	*	*	*	31	34	2%	
27	25	Ethiopia	*	*	*	*	9	*	*	*	*	*	5	*	6	*	29	34	2%	
31	26	Libyan Arab Jamahiriya	*	*	*	*	7	*	*	*	*	*	*	*	9	*	26	32	2%	
598	532	Others	36	31	45	54	166	54	49	55	47	52	66	41	42	56	462	592	30%	
1,942	1,657	Total	117	133	152	162	564	173	152	171	156	161	183	202	175	181	1,554	2,001	100%	

* To conceal the lowest figures, all values between 0 and 4 are replaced by asterisk.

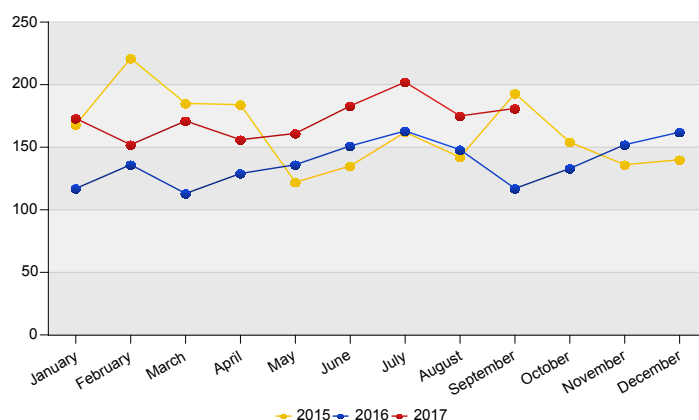
Top Repeated asylum applications in The Netherlands
September 2017

Country of citizenship		%
1 Afghanistan	36	20%
2 Iraq	31	17%
3 Iran (Islamic Republic of)	15	8%
4 Nigeria	11	6%
5 Somalia	7	4%
Others	81	45%
Total September 2017	181	100%

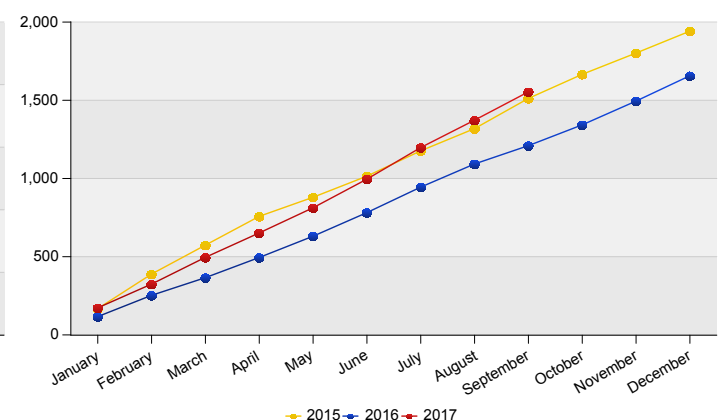
Top Nationalities repeated asylum applications last twelve months
Period: Oct 2016 - Sep 2017
Number of repeated asylum applications: 2,001



Repeated asylum applications in The Netherlands



Cumulative development of repeated asylum applications in The Netherlands





Influx of family reunification in The Netherlands (Council Directive 2003/86/EC Chapter V)
Source: METIS

Top 10 Last thirteen months Influx of family reunification in The Netherlands

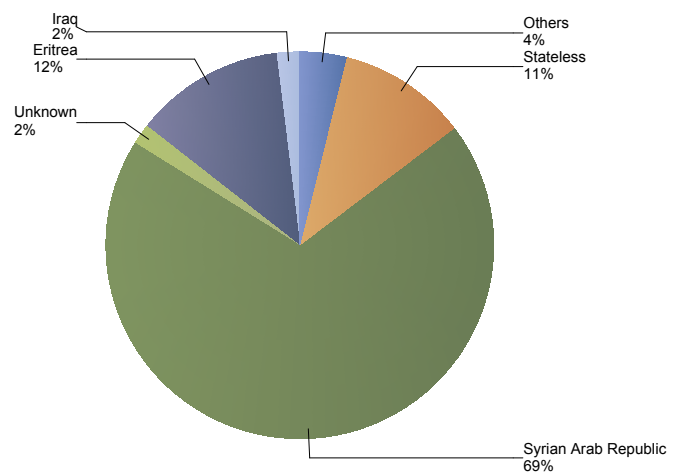
Total 2015	Total 2016	Country of citizenship	2016					2017										Last 12 months	Perc
			Sep	Oct	Nov	Dec	Total	Jan	Feb	Mar	Apr	May	Jun	Jul	Aug	Sep	Total		
8,981	8,397	Syrian Arab Republic	919	1,173	1,695	1,844	5,631	897	1,578	1,238	1,046	884	592	475	400	384	7,494	12,206	69%
1,013	1,312	Eritrea	126	135	136	181	578	127	211	212	264	276	145	153	177	188	1,753	2,205	12%
2,506	1,139	Stateless	103	184	207	189	683	158	225	318	208	160	82	61	60	56	1,328	1,908	11%
213	122	Iraq	13	5	29	15	62	19	39	19	36	34	37	29	42	41	296	345	2%
90	102	Unknown	6	6	12	15	39	9	17	52	61	47	31	14	24	12	267	300	2%
419	249	Somalia	33	10	19	30	92	10	12	27	20	8	*	*	*	*	86	145	1%
84	63	Afghanistan	*	*	*	9	17	6	*	6	11	17	7	*	*	*	54	67	0%
51	43	Iran (Islamic Republic of)	*	*	*	*	10	6	*	6	6	8	*	8	6	7	53	59	0%
27	31	Pakistan	*	*	5	*	8	10	*	*	*	11	11	*	7	*	50	58	0%
31	34	Ethiopia	*	*	*	5	15	*	*	6	7	*	*	*	*	7	30	41	0%
430	322	Others	18	26	18	26	88	35	25	22	25	26	23	15	33	38	242	312	2%
13,845	11,814	Total	1,230	1,551	2,126	2,316	7,223	1,277	2,113	1,909	1,684	1,473	937	763	753	744	11,653	17,646	100%

* To conceal the lowest figures, all values between 0 and 4 are replaced by asterisk.

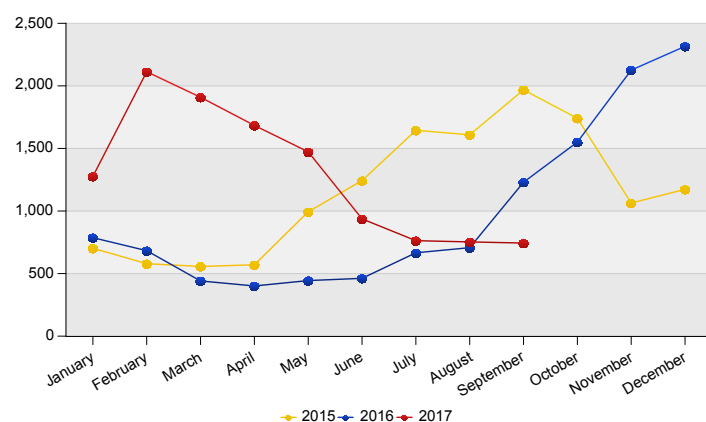
Top Influx of family reunification in The Netherlands
September 2017

	Country of citizenship		%
1	Syrian Arab Republic	384	52%
2	Eritrea	188	25%
3	Stateless	56	8%
4	Iraq	41	6%
5	Unknown	12	2%
	Others	63	8%
Total September 2017		744	100%

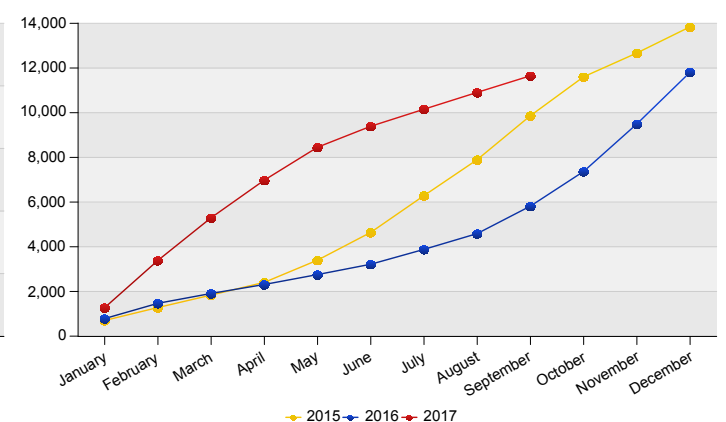
Top Nationalities Influx of family reunification last twelve months
Period: Oct 2016 - Sep 2017
Number of influx family reunification: 17,646



Influx of family reunification in The Netherlands



Cumulative development of Influx of family reunification in The Netherlands





Influx of indicated unaccompanied minor asylum seekers in The Netherlands
Source: METIS

Top 10 Unaccompanied minor asylum applications in The Netherlands

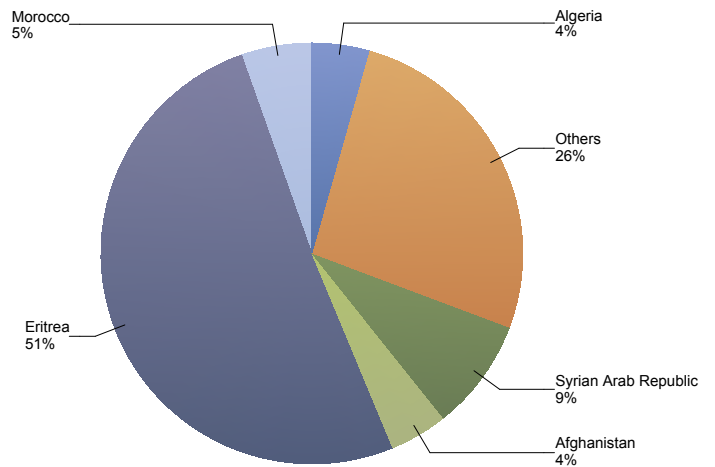
Total 2015	Total 2016	Country of citizenship	2016					2017										Last 12 months	Perc
			Sep	Oct	Nov	Dec	Total	Jan	Feb	Mar	Apr	May	Jun	Jul	Aug	Sep	Total		
1,237	773	Eritrea	76	114	142	113	445	98	50	46	16	39	18	42	49	51	409	778	51%
1,458	181	Syrian Arab Republic	9	8	7	9	33	10	7	13	8	7	13	11	17	21	107	131	9%
9	68	Morocco	13	15	7	13	48	8	*	*	9	6	*	*	8	13	48	83	5%
533	195	Afghanistan	7	*	*	9	24	6	7	6	7	7	*	8	*	*	51	68	4%
*	61	Algeria	12	16	17	8	53	*	*	*	*	*	*	*	7	*	26	67	4%
19	23	Sudan	5	*	*	*	13	*	*	7	*	5	*	7	11	16	56	64	4%
26	34	Guinea	*	*	5	*	9	*	*	5	5	6	8	7	*	*	37	45	3%
23	38	Albania	*	*	*	14	24	*	5	*	*	*	7	*	*	*	20	41	3%
10	44	Ethiopia	6	6	10	*	24	*	*	*	*	*	*	*	*	*	11	29	2%
17	36	Unknown	*	*	5	*	15	*	*	*	*	*	*	*	*	*	17	28	2%
526	254	Others	33	21	26	10	90	11	9	13	11	18	11	18	17	31	139	196	13%
3,859	1,707	Total	169	196	231	182	778	145	85	96	63	94	70	103	120	145	921	1,530	100%

* To conceal the lowest figures, all values between 0 and 4 are replaced by asterisk.

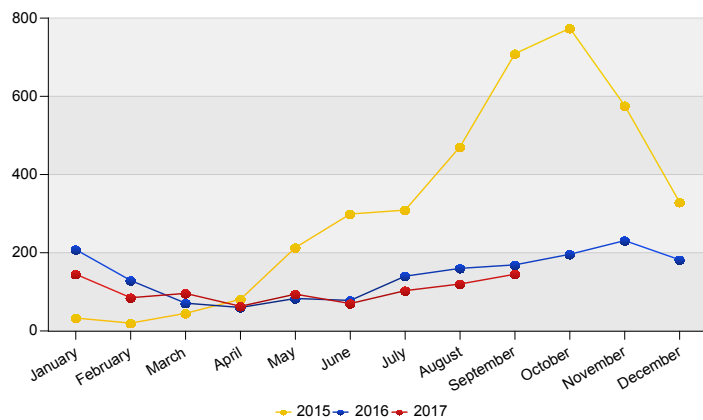
Top Unaccompanied minor asylum applications in The Netherlands September 2017

	Country of citizenship		%
1	Eritrea	51	35%
2	Syrian Arab Republic	21	14%
3	Sudan	16	11%
4	Morocco	13	9%
5	Libyan Arab Jamahiriya	*	3%
6	Unknown	*	3%
	Others	36	25%
Total September 2017		145	100%

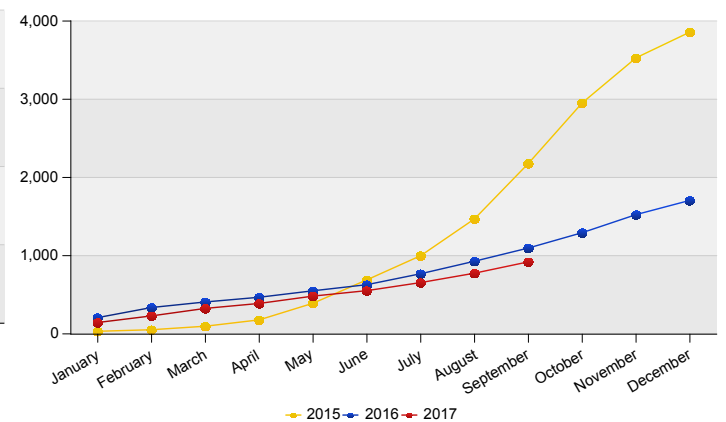
Top Nationalities unaccompanied minor asylum applications last twelve months
Period: Oct 2016 - Sep 2017
Number of unaccompanied minor asylum applications: 1,530



Unaccompanied minor asylum applications in The Netherlands



Cumulative development of Unaccompanied minor asylum applications in The Netherlands





Monthly First Asylum Applications in The Netherlands in 2017

Source: METIS

Country of citizenships	Jan	Feb	Mar	Apr	May	Jun	Jul	Aug	Sep	Total 2017	Total 2016 **	Total 2015
Afghanistan	41	29	30	31	29	35	31	28	8	262	1,026	2,550
Albania	59	45	39	19	27	35	46	34	12	316	1,664	1,005
Algeria	121	95	86	57	59	22	57	69	77	643	980	41
Angola	*	*	*	5	*	*	*	*	*	16	15	14
Argentina	*	*	*	*	*	*	*	*	*	*	*	*
Armenia	8	*	25	*	11	5	5	10	8	79	48	76
Azerbaijan	14	*	5	9	*	13	8	8	12	75	66	33
Bahamas	*	*	*	*	*	*	*	*	*	*	*	*
Bahrain	*	*	*	*	*	*	*	*	*	*	*	*
Bangladesh	*	*	*	*	*	*	*	*	*	14	21	32
Belarus	*	*	*	5	9	15	12	*	9	58	21	44
Belgium	*	*	*	*	*	*	*	*	*	*	*	*
Benin	*	*	*	*	*	*	*	*	*	9	7	*
Bosnia and Herzegovina	14	6	*	*	*	11	*	9	*	50	295	121
Botswana	*	*	*	*	*	*	*	*	*	*	*	*
Brazil	*	*	*	*	*	*	*	*	*	6	*	5
Bulgaria	*	*	*	*	*	*	*	*	*	*	*	*
Burkina Faso	*	*	*	*	*	*	*	*	*	5	11	*
Burundi	*	*	*	*	7	*	*	8	*	27	24	23
Cameroon	*	*	*	6	*	*	*	*	*	20	18	27
Canada	*	*	*	*	*	*	*	*	*	*	*	*
Cape Verde	*	*	*	*	*	*	*	*	*	*	*	*
Central African Republic	*	*	*	*	*	*	*	*	*	*	*	*
Chad	*	*	5	*	*	*	7	*	5	27	5	6
Chile	*	*	*	*	*	*	*	*	*	*	*	*
China (including Hong Kong)	*	7	*	15	32	14	12	24	11	122	97	206
Colombia	*	6	*	*	7	*	*	*	5	27	36	7
Comoros	*	*	*	*	*	*	*	*	*	*	*	*
Congo, the Democratic Republic of the	*	*	*	*	*	*	*	*	*	10	*	*
Congo, the Republic of the	*	*	*	5	5	*	7	*	*	33	50	41
Cote d'Ivoire	*	*	*	*	*	*	*	*	5	24	30	16
Croatia	*	*	*	*	*	*	*	*	*	*	5	*
Cuba	*	6	*	*	*	*	*	7	22	52	23	9
Djibouti	*	*	*	*	*	*	*	*	*	*	*	*
Dominican Republic	*	*	*	*	*	*	*	*	*	*	*	*
Egypt	13	11	11	7	10	12	14	35	17	130	112	71
El Salvador	*	*	*	*	*	5	*	*	*	10	19	*
Eritrea	166	102	97	67	80	75	92	113	105	897	1,497	7,359
Ethiopia	14	13	6	5	11	12	16	18	9	104	156	133
France	*	*	*	*	*	*	*	*	*	*	7	5
Gabon	*	*	*	*	*	*	*	*	*	*	*	*
Gambia	12	10	18	14	12	21	23	19	22	151	131	55
Georgia	71	81	74	38	33	38	45	18	20	418	578	256
Germany	*	*	*	*	*	*	*	*	*	*	*	*
Ghana	*	7	*	*	*	*	*	*	*	29	15	23
Greece	*	*	*	*	*	*	*	*	*	*	*	6
Grenada	*	*	*	*	*	*	*	*	*	*	*	*
Guinea	9	19	29	42	47	49	41	13	19	268	111	79
Guinea-Bissau	*	5	*	*	*	*	*	*	*	23	11	*
Guyana	*	*	*	*	*	*	*	*	*	*	*	*
Haiti	*	*	*	*	*	*	*	*	*	*	*	*
Honduras	*	*	6	*	*	*	*	*	*	9	7	8
India	*	*	9	*	8	6	*	*	*	33	45	12
Indonesia	*	*	*	*	*	*	*	*	*	*	*	*
Iran (Islamic Republic of)	49	36	43	45	48	63	77	77	66	504	884	1,884
Iraq	46	54	54	61	58	74	73	74	59	553	888	3,009
Israel	*	*	*	*	*	*	*	*	*	5	*	*
Italy	*	*	*	*	*	*	*	*	*	*	5	*
Jamaica	*	6	*	*	*	*	*	*	*	13	34	68
Jordan	*	*	*	*	*	*	*	*	5	24	27	9
Kazakhstan	*	*	*	*	5	*	*	*	*	8	23	19
Kenya	*	*	*	*	*	*	*	*	*	5	6	8
Korea, Democratic People's Republic of	*	*	*	*	*	*	*	*	*	*	*	*
Korea, Republic of	*	*	*	*	*	*	*	*	*	*	*	*
Kosovo / UNSCR 1244	7	*	9	*	*	*	*	*	*	29	465	685
Kuwait	*	*	*	*	*	*	*	*	*	*	8	12
Kyrgyzstan	*	*	*	*	*	*	*	*	*	7	9	6
Latvia	*	*	*	*	*	*	*	*	*	*	*	*
Lebanon	7	*	*	*	*	5	*	5	11	44	55	70
Liberia	*	*	*	*	*	*	*	*	*	8	11	5
Libyan Arab Jamahiriya	38	34	33	27	23	21	22	23	35	256	341	69
Lithuania	*	*	*	*	*	*	*	*	*	*	*	*
Madagascar	*	*	*	*	*	*	*	*	*	*	*	*
Malawi	*	*	*	*	*	*	*	*	*	*	*	*
Malaysia	*	*	*	*	*	*	*	*	*	*	*	*
Maldives	*	*	*	*	*	*	*	*	*	*	*	*



Monthly First Asylum Applications in The Netherlands in 2017

Source: METIS

Country of citizenships	Jan	Feb	Mar	Apr	May	Jun	Jul	Aug	Sep	Total 2017	Total 2016 **	Total 2015
Mali	*	*	8	7	13	*	*	*	*	47	26	11
Mauritania	*	*	*	*	*	*	5	*	*	15	11	*
Mexico	*	*	*	*	*	*	*	*	*	5	*	*
Moldova, Republic of	*	*	17	*	34	64	86	38	21	269	15	8
Mongolia	*	*	*	*	*	*	*	*	*	15	403	363
Montenegro	*	*	*	*	*	*	*	*	*	*	25	9
Morocco	87	92	96	85	78	48	79	109	82	756	1,271	80
Mozambique	*	*	*	*	*	*	*	*	*	*	6	*
Myanmar	*	6	*	5	5	*	*	*	*	24	55	37
Nepal	*	*	*	*	*	*	*	*	*	*	13	27
Netherlands	*	*	*	*	*	*	*	*	*	9	13	*
Nicaragua	*	*	*	*	*	*	*	*	*	*	*	*
Niger	*	*	*	*	*	*	*	*	*	11	*	*
Nigeria	22	19	33	10	14	19	22	13	30	182	197	212
Oman	*	*	*	*	*	*	*	*	*	*	*	*
Pakistan	11	6	14	24	11	9	15	18	29	137	161	156
Palestinian Territory, Occupied	*	6	6	10	*	9	11	10	*	58	30	80
Panama	*	*	*	*	*	*	*	*	*	*	*	*
Peru	*	*	*	*	*	*	*	*	*	*	*	*
Philippines	*	*	*	*	*	*	*	*	*	*	*	*
Poland	*	*	*	*	*	*	*	*	*	*	8	*
Portugal	*	*	*	*	*	*	*	*	*	*	7	*
Romania	*	*	*	*	*	*	*	*	*	6	7	*
Russian Federation	7	10	19	26	22	30	46	39	26	225	124	124
Rwanda	*	*	*	*	*	*	*	*	*	*	15	10
Saudi Arabia	*	*	*	*	*	*	*	*	*	*	11	*
Senegal	6	5	5	6	13	6	*	10	5	60	47	20
Serbia	14	32	5	18	*	19	31	19	*	143	938	436
Sierra Leone	7	*	*	6	*	7	7	7	8	51	33	38
Singapore	*	*	*	*	*	*	*	*	*	*	*	*
Somalia	14	9	7	5	7	9	14	12	12	89	157	263
South Africa	*	*	*	7	*	*	*	*	*	9	10	17
South Sudan	*	*	*	*	*	*	*	*	*	*	*	*
Spain	*	*	*	*	*	*	*	*	*	7	*	*
Sri Lanka	*	*	5	*	*	*	*	*	8	32	28	37
Stateless	20	11	14	7	14	6	8	10	11	101	310	2,399
Sudan	17	13	18	13	22	30	37	39	23	212	191	234
Suriname	*	*	*	*	*	*	*	*	*	7	8	5
Sweden	*	*	*	*	*	*	*	*	*	*	*	*
Syrian Arab Republic	151	140	173	131	187	174	208	193	222	1,579	2,158	18,677
Taiwan	*	*	*	*	*	*	*	*	*	*	*	*
Tajikistan	*	6	*	5	*	10	*	6	*	39	19	28
Tanzania, United Republic of	*	*	*	*	*	*	*	*	*	9	10	*
Thailand	*	*	*	*	*	*	*	*	*	*	*	*
the former Yugoslav Republic of Macedonia	7	17	15	12	8	11	7	6	*	83	430	111
Togo	*	*	*	*	*	*	*	*	*	7	*	9
Trinidad and Tobago	*	*	*	*	*	5	*	*	*	21	22	9
Tunisia	11	39	21	19	10	*	11	7	14	136	205	25
Turkey	20	50	23	35	25	46	36	35	39	309	235	56
Turkmenistan	*	*	*	*	*	*	*	*	*	*	*	*
Uganda	6	8	7	*	*	6	7	6	5	50	87	113
Ukraine	13	8	8	10	7	17	10	15	20	108	317	716
United Arab Emirates	*	*	*	*	*	*	*	*	*	*	*	*
United Kingdom	*	*	*	*	*	*	*	*	*	*	*	*
United States of America	5	*	*	*	*	*	*	*	*	14	5	16
Unknown	36	28	40	31	74	51	57	53	37	407	457	432
Uruguay	*	*	*	*	*	*	*	*	*	*	*	*
Uzbekistan	*	*	*	*	*	*	*	*	*	5	6	5
Venezuela	11	*	*	6	7	6	11	*	6	55	27	*
Viet Nam	*	*	*	9	*	5	*	*	*	20	61	64
Yemen	10	9	17	15	11	12	14	21	16	125	45	52
Zambia	*	*	*	*	*	*	*	*	*	*	*	8
Zimbabwe	*	*	*	*	*	5	*	*	*	16	12	8
Other	*	*	*	*	*	*	*	*	*	*	*	12
Totaal	1,239	1,153	1,218	1,022	1,159	1,197	1,388	1,332	1,228	10,936	18,171	43,093

* To conceal the lowest figures, all values between 0 and 4 are replaced by asterisk.

** In May 2017 the IND has adjusted its systems to remove a small discrepancy that caused some cases to not be included in figures of (earlier versions of) this report. This adjustment may result in some small inconsistencies with reports dating from April 2017 and before. Considering the limited size of the discrepancy and to ensure consistency between reports, figures published before January 1st, 2017, will not be updated. Notwithstanding these figures, the total influx of first asylum applications in 2016 was 18,246.

Selection criterion for this table: all nationalities with at least 1 application in the current year.