



Immigratie- en Naturalisatiedienst
Ministerie van Veiligheid en Justitie

Asylum Trends

Monthly Report on Asylum Applications in The Netherlands

November 2017

Colophon

Title	Asylum Trends
Subtitle	Monthly Report on Asylum Applications in The Netherlands Recent trends
Author	Ministry of Security and Justice Immigration and Naturalisation Service (IND) IND Business Information Centre (BIC) Rijnstraat 8 2515 XP Den Haag Postbus 16275 2500 BG Den Haag

Contents

<i>Colophon</i>	2
-----------------	---

Asylum applications in The Netherlands

Total asylum applications in The Netherlands	4
First asylum applications in The Netherlands	5
Repeated asylum applications in The Netherlands	6
Family reunification in The Netherlands	7
Unaccompanied minor asylum seekers in The Netherlands	8
Monthly first asylum applications in The Netherlands	9

Appendix

Appendix: Relocation and Resettlement

Appendix: Eurostat



Total asylum influx in The Netherlands (first applications, repeated applications, family reunification influx)
Source: METIS

Top 10 Last thirteen months **total** asylum applications in the Netherlands

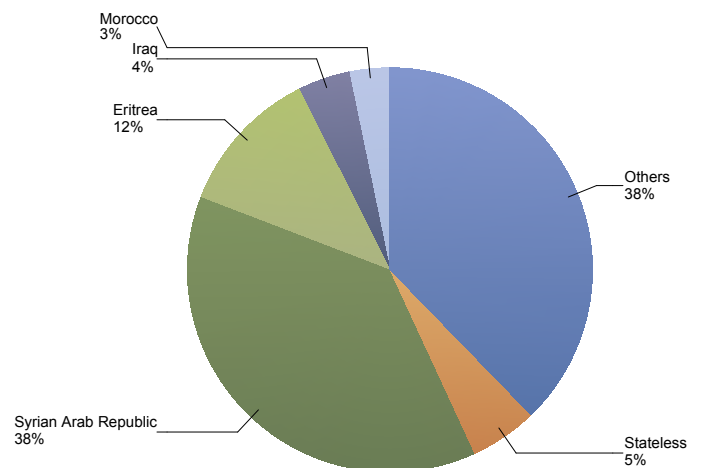
Total 2015	Total 2016	Country of citizenship	2016			2017												Last 12 months	Perc
			Nov	Dec	Total	Jan	Feb	Mar	Apr	May	Jun	Jul	Aug	Sep	Oct	Nov	Total		
27.710	10.604	Syrian Arab Republic	1.809	2.035	3.844	1.049	1.718	1.410	1.177	1.075	772	692	601	610	699	493	10.296	12.331	38%
8.434	2.870	Eritrea	344	345	689	298	319	317	337	360	224	251	297	294	345	455	3.497	3.842	12%
4.942	1.471	Stateless	232	207	439	179	237	333	218	179	91	74	71	67	55	46	1.550	1.757	5%
3.450	1.166	Iraq	105	72	177	95	98	93	109	116	127	122	141	130	123	134	1.288	1.360	4%
99	1.283	Morocco	224	133	357	88	94	95	86	79	55	82	115	84	69	84	931	1.064	3%
2.074	1.037	Iran (Islamic Republic of)	67	45	112	60	48	65	55	69	79	98	93	89	97	150	903	948	3%
55	991	Algeria	192	103	295	129	96	86	59	63	23	62	71	78	82	85	834	937	3%
645	618	Unknown	65	61	126	47	49	98	102	121	88	74	88	52	72	62	853	914	3%
2.945	1.447	Afghanistan	69	82	151	81	89	74	82	81	83	101	58	46	75	45	815	897	3%
263	597	Georgia	81	63	144	75	83	75	40	33	41	48	19	22	16	31	483	546	2%
8.263	9.558	Others	816	733	1.549	588	585	650	598	612	728	751	709	679	742	720	7.362	8.095	25%
58.880	31.642	Total	4.004	3.879	7.883	2.689	3.416	3.296	2.863	2.788	2.311	2.355	2.263	2.151	2.375	2.305	28.812	32.691	100%

* To conceal the lowest figures, all values between 0 and 4 are replaced by asterisk.

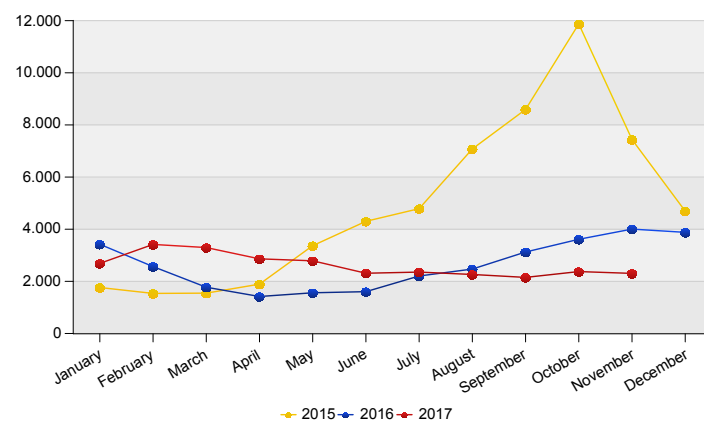
Top Total asylum applications in The Netherlands
November 2017

	Country of citizenship		%
1	Syrian Arab Republic	493	21%
2	Eritrea	455	20%
3	Iran (Islamic Republic of)	150	7%
4	Iraq	134	6%
5	Algeria	85	4%
6	Morocco	84	4%
7	Turkey	81	4%
8	Unknown	62	3%
9	Cuba	57	2%
10	Stateless	46	2%
	Others	658	29%
Total November 2017		2.305	100%

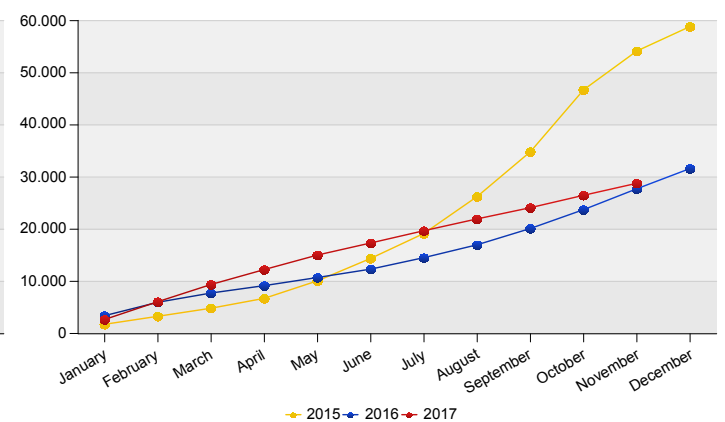
Top Nationalities total applications last twelve months
Period: Dec 2016 - Nov 2017
Number of total asylum applications: 32.691



Total asylum applications in The Netherlands



Cumulative development of total asylum applications in The Netherlands





First asylum applications in The Netherlands

Source: METIS

Top 10 Last thirteen months **first** asylum applications in The Netherlands

Total 2015	Total 2016 **	Country of citizenship	2016			2017												Last 12 months	Perc
			Nov	Dec	Total	Jan	Feb	Mar	Apr	May	Jun	Jul	Aug	Sep	Oct	Nov	Total		
18.677	2.158	Syrian Arab Republic	106	187	293	151	140	173	131	187	174	207	195	219	244	150	1.971	2.158	15%
7.359	1.497	Eritrea	203	157	360	166	102	97	67	80	76	92	113	105	72	50	1.020	1.177	8%
80	1.271	Morocco	224	129	353	87	92	95	85	78	48	79	109	82	62	80	897	1.026	7%
41	980	Algeria	192	103	295	121	95	86	57	59	22	57	69	77	78	81	802	905	6%
3.009	888	Iraq	56	46	102	46	54	54	61	58	74	73	74	59	64	64	673	719	5%
1.884	884	Iran (Islamic Republic of)	54	32	86	49	36	43	45	48	63	76	77	65	66	83	651	683	5%
432	457	Unknown	51	43	94	36	28	40	31	72	51	57	53	36	56	49	509	552	4%
256	578	Georgia	79	61	140	71	81	74	38	33	38	45	18	20	14	30	462	523	4%
56	235	Turkey	48	30	78	20	50	23	35	25	46	36	35	39	40	79	428	458	3%
1.005	1.664	Albania	84	70	154	59	45	39	19	27	35	46	34	12	14	19	349	419	3%
10.294	7.559	Others	629	543	1.172	433	429	493	453	488	570	617	555	506	581	504	5.629	6.172	42%
43.093	18.171	Total	1.726	1.401	3.127	1.239	1.152	1.217	1.022	1.155	1.197	1.385	1.332	1.220	1.283	1.189	13.391	14.792	100%

* To conceal the lowest figures, all values between 0 and 4 are replaced by asterisk.

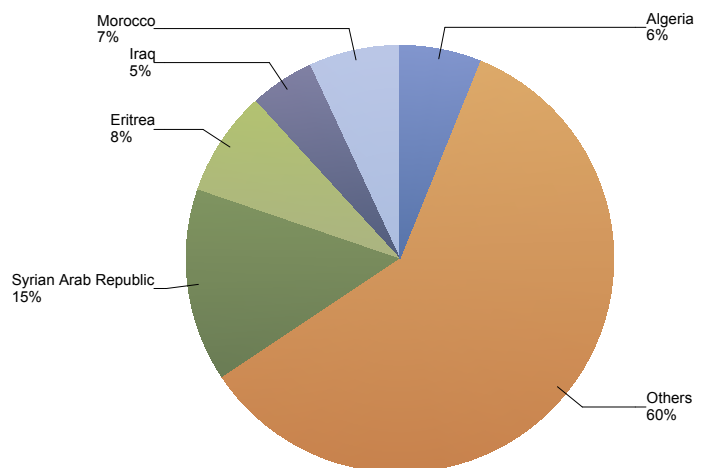
** In May 2017 the IND has adjusted its systems to remove a small discrepancy that caused some cases to not be included in figures of (earlier versions of) this report. This adjustment may result in some small inconsistencies with reports dating from April 2017 and before. Considering the limited size of the discrepancy and to ensure consistency between reports, figures published before January 1st, 2017, will not be updated. Notwithstanding these figures, the total influx of first asylum applications in 2016 was 18,246.

Top First asylum applications in The Netherlands
November 2017

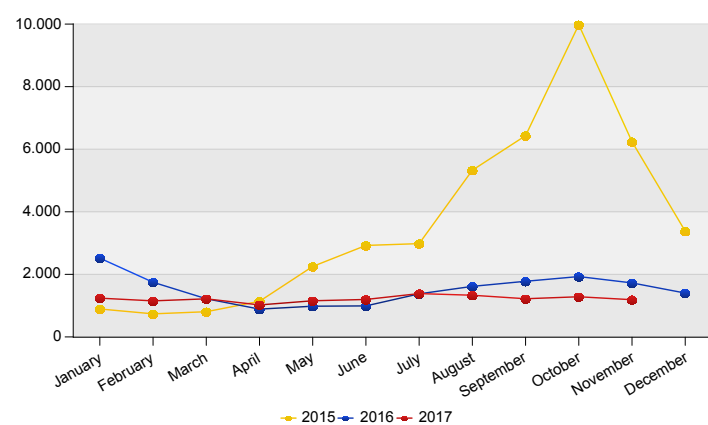
	Country of citizenship		%
1	Syrian Arab Republic	150	13%
2	Iran (Islamic Republic of)	83	7%
3	Algeria	81	7%
4	Morocco	80	7%
5	Turkey	79	7%
6	Iraq	64	5%
7	Cuba	57	5%
8	Eritrea	50	4%
9	Unknown	49	4%
10	Gambia	32	3%
	Others	464	39%
Total November 2017		1.189	100%

Top Nationalities first applications last twelve months
Period: Dec 2016 - Nov 2017

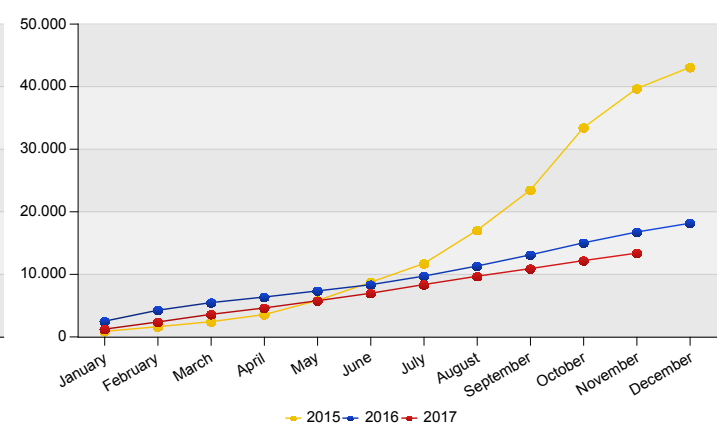
Number of first asylum applications: 14.792



First asylum applications in The Netherlands



Cumulative development of first asylum applications in The Netherlands





Repeated asylum applications in The Netherlands

Source: METIS

Top 10 Last thirteen months repeated asylum applications in The Netherlands

Total 2015	Total 2016	Country of citizenship	2016			2017												Last 12 months	Perc
			Nov	Dec	Total	Jan	Feb	Mar	Apr	May	Jun	Jul	Aug	Sep	Oct	Nov	Total		
311	358	Afghanistan	26	38	64	34	57	38	40	35	41	70	29	35	34	27	440	478	23%
228	156	Iraq	20	11	31	30	5	20	12	24	16	20	25	30	24	19	225	236	11%
139	110	Iran (Islamic Republic of)	12	11	23	5	10	16	*	13	12	14	10	17	16	35	152	163	8%
39	46	Armenia	10	10	20	13	*	5	10	*	*	7	*	*	14	9	76	86	4%
184	93	Somalia	*	*	7	6	*	7	5	5	*	10	10	8	8	9	73	76	4%
65	75	Nigeria	12	5	17	8	5	*	*	*	6	10	7	11	6	8	70	75	4%
62	61	Eritrea	5	7	12	5	6	8	6	*	*	6	7	*	7	5	59	66	3%
123	59	Unknown	*	*	5	*	*	6	10	*	6	*	11	*	*	*	54	57	3%
52	49	Syrian Arab Republic	8	*	12	*	*	*	*	*	6	10	6	7	*	5	41	45	2%
36	35	Sudan	*	7	8	*	*	*	*	*	*	*	6	*	*	*	35	42	2%
703	615	Others	52	63	115	67	55	68	63	63	79	53	63	66	71	56	704	767	37%
1.942	1.657	Total	152	162	314	173	151	171	157	160	177	207	178	188	186	181	1.929	2.091	100%

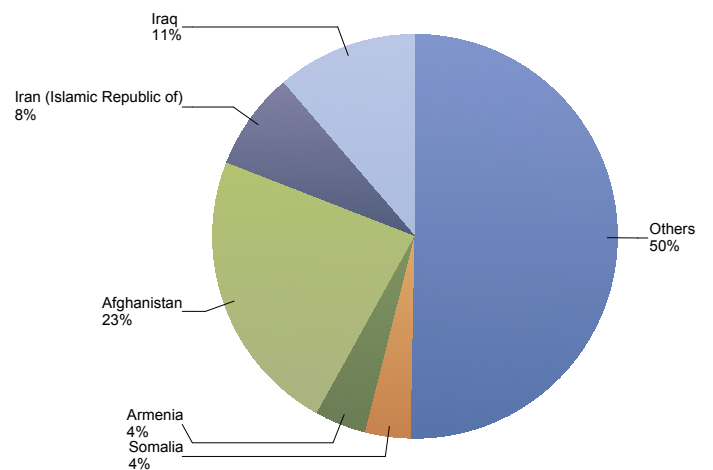
* To conceal the lowest figures, all values between 0 and 4 are replaced by asterisk.

Top Repeated asylum applications in The Netherlands
November 2017

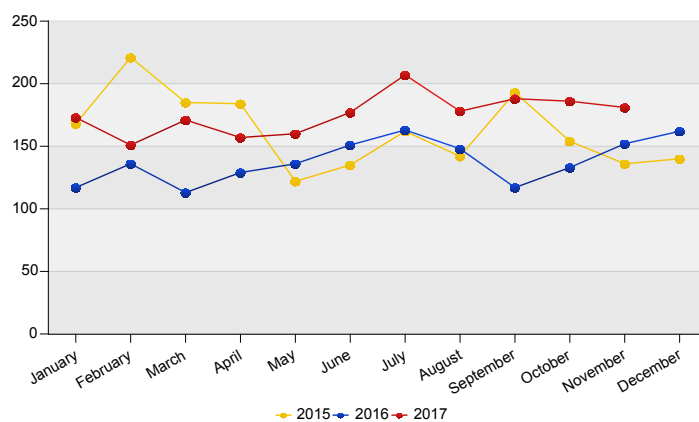
	Country of citizenship		%
1	Iran (Islamic Republic of)	35	19%
2	Afghanistan	27	15%
3	Iraq	19	10%
4	Armenia	9	5%
5	Somalia	9	5%
6	Nigeria	8	4%
	Others	74	41%
Total November 2017		181	100%

Top Nationalities repeated asylum applications last twelve months
Period: Dec 2016 - Nov 2017

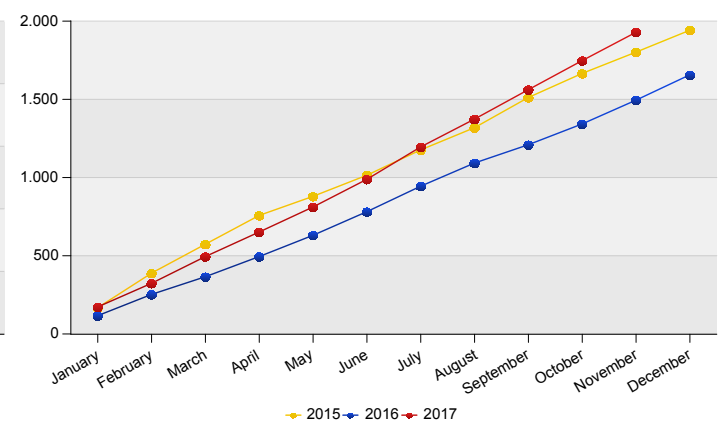
Number of repeated asylum applications: 2.091



Repeated asylum applications in The Netherlands



Cumulative development of repeated asylum applications in The Netherlands





Influx of family reunification in The Netherlands (Council Directive 2003/86/EC Chapter V)
Source: METIS

Top 10 Last thirteen months Influx of family reunification in The Netherlands

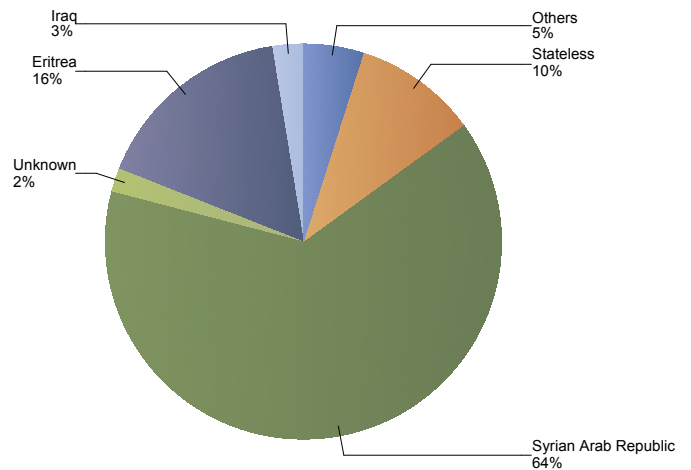
Total 2015	Total 2016	Country of citizenship	2016			2017												Last 12 months	Perc
			Nov	Dec	Total	Jan	Feb	Mar	Apr	May	Jun	Jul	Aug	Sep	Oct	Nov	Total		
8.981	8.397	Syrian Arab Republic	1.695	1.844	3.539	897	1.578	1.237	1.046	884	592	475	400	384	453	338	8.284	10.128	64%
1.013	1.312	Eritrea	136	181	317	127	211	212	264	276	145	153	177	187	266	400	2.418	2.599	16%
2.506	1.139	Stateless	207	189	396	158	225	318	208	160	37	61	60	56	45	35	1.408	1.597	10%
213	122	Iraq	29	15	44	19	39	19	36	34	37	29	42	41	43	51	390	405	3%
90	102	Unknown	12	15	27	9	17	52	61	47	31	14	24	12	14	9	290	305	2%
419	249	Somalia	19	30	49	10	12	27	20	8	*	*	*	*	9	*	98	128	1%
51	43	Iran (Islamic Republic of)	*	*	*	6	*	6	6	8	*	8	6	7	15	32	100	102	1%
84	63	Afghanistan	*	9	11	6	*	6	11	17	7	*	*	*	14	*	71	80	1%
27	31	Pakistan	5	*	5	10	*	*	*	11	11	*	7	*	11	6	67	67	0%
31	34	Ethiopia	*	5	7	*	*	6	7	*	*	*	*	7	*	13	45	50	0%
430	322	Others	18	26	44	35	25	22	25	26	23	15	33	38	34	45	321	347	2%
13.845	11.814	Total	2.126	2.316	4.442	1.277	2.113	1.908	1.684	1.473	937	763	753	743	906	935	13.492	15.808	100%

* To conceal the lowest figures, all values between 0 and 4 are replaced by asterisk.

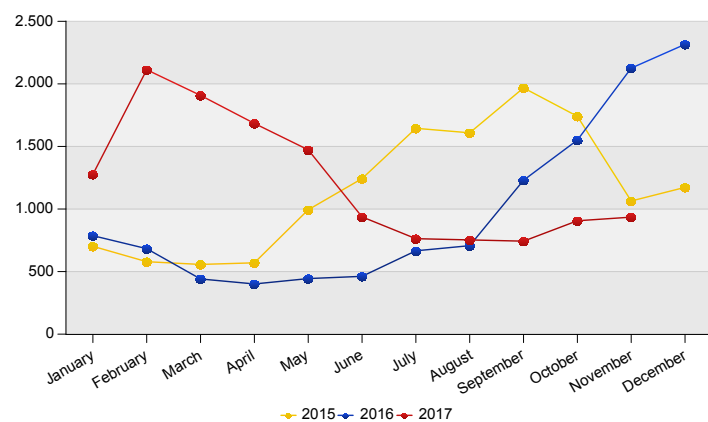
Top Influx of family reunification in The Netherlands
November 2017

	Country of citizenship		%
1	Eritrea	400	43%
2	Syrian Arab Republic	338	36%
3	Iraq	51	5%
4	Stateless	35	4%
5	Iran (Islamic Republic of)	32	3%
	Others	79	8%
Total November 2017		935	100%

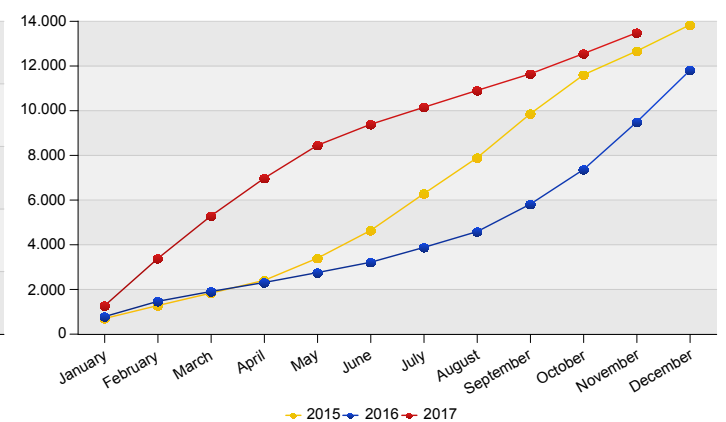
Top Nationalities Influx of family reunification last twelve months
Period: Dec 2016 - Nov 2017
Number of influx family reunification: 15.808



Influx of family reunification in The Netherlands



Cumulative development of Influx of family reunification in The Netherlands





Influx of indicated unaccompanied minor asylum seekers in The Netherlands
Source: METIS

Top 10 Unaccompanied minor asylum applications in The Netherlands

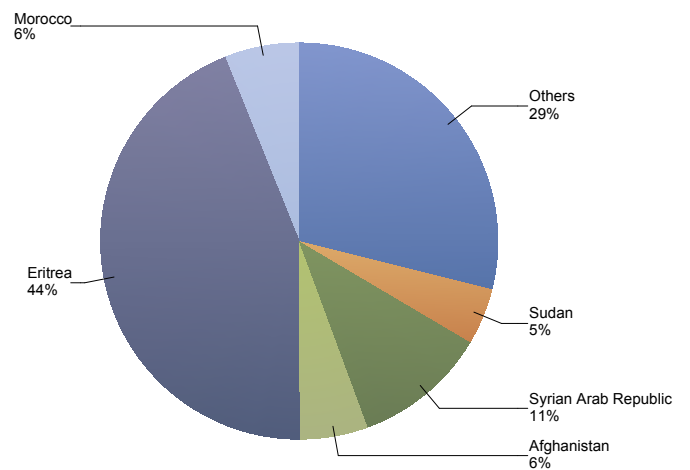
Total 2015	Total 2016	Country of citizenship	2016			2017												Last 12 months	Perc
			Nov	Dec	Total	Jan	Feb	Mar	Apr	May	Jun	Jul	Aug	Sep	Oct	Nov	Total		
1.237	773	Eritrea	142	113	255	98	48	46	16	39	18	41	45	48	24	18	441	554	44%
1.458	181	Syrian Arab Republic	7	9	16	10	7	13	8	7	12	11	18	18	13	11	128	137	11%
9	68	Morocco	7	13	20	8	*	*	9	6	*	*	7	11	8	11	64	77	6%
533	195	Afghanistan	*	9	13	6	7	6	7	7	*	8	*	*	5	5	61	70	6%
19	23	Sudan	*	*	5	*	*	7	*	5	*	*	7	13	8	*	57	58	5%
*	61	Algeria	17	8	25	*	*	*	*	*	*	*	5	*	11	10	44	52	4%
26	34	Guinea	5	*	6	*	*	5	5	*	6	6	*	*	8	7	44	45	4%
23	38	Albania	*	14	18	*	5	*	*	*	7	*	*	*	5	*	27	41	3%
136	35	Iraq	*	*	*	*	*	*	*	*	*	*	*	*	6	*	22	24	2%
17	36	Unknown	5	*	7	*	*	*	*	*	*	*	*	*	*	*	19	21	2%
400	263	Others	35	10	45	13	10	11	12	16	11	14	16	24	22	22	171	181	14%
3.859	1.707	Total	231	182	413	145	83	96	63	93	66	96	108	124	111	93	1.078	1.260	100%

* To conceal the lowest figures, all values between 0 and 4 are replaced by asterisk.

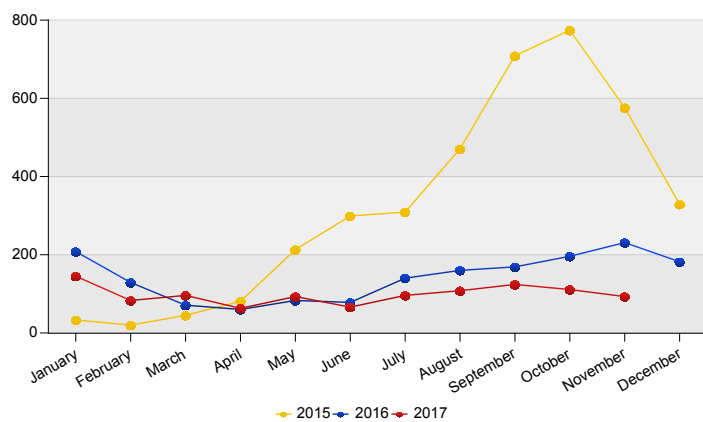
Top Unaccompanied minor asylum applications in The Netherlands November 2017

	Country of citizenship		%
1	Eritrea	18	19%
2	Morocco	11	12%
3	Syrian Arab Republic	11	12%
4	Algeria	10	11%
5	Guinea	7	8%
6	Gambia	6	6%
	Others	30	32%
Total November 2017		93	100%

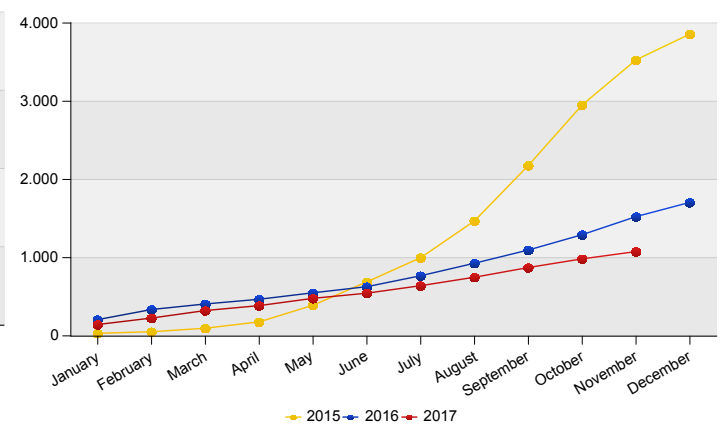
Top Nationalities unaccompanied minor asylum applications last twelve months
Period: Dec 2016 - Nov 2017
Number of unaccompanied minor asylum applications: 1.260



Unaccompanied minor asylum applications in The Netherlands



Cumulative development of Unaccompanied minor asylum applications in The Netherlands



Monthly First Asylum Applications in The Netherlands in 2017

Source: METIS

Country of citizenships	Jan	Feb	Mar	Apr	May	Jun	Jul	Aug	Sep	Oct	Nov	Total 2017	Total 2016 **	Total 2015
Afghanistan	41	29	30	31	29	35	31	28	8	27	15	304	1.026	2.550
Albania	59	45	39	19	27	35	46	34	12	14	19	349	1.664	1.005
Algeria	121	95	86	57	59	22	57	69	77	78	81	802	980	41
Angola	*	*	*	5	*	*	*	*	*	9	*	26	15	14
Argentina	*	*	*	*	*	*	*	*	*	*	*	*	*	*
Armenia	8	*	25	*	11	5	5	10	7	12	10	100	48	76
Azerbaijan	14	*	5	9	*	13	8	8	12	25	*	102	66	33
Bahamas	*	*	*	*	*	*	*	*	*	*	*	*	*	*
Bahrain	*	*	*	*	*	*	*	*	*	*	*	6	*	*
Bangladesh	*	*	*	*	*	*	*	*	*	*	*	16	21	32
Belarus	*	*	*	5	9	15	12	*	9	12	28	98	21	44
Belgium	*	*	*	*	*	*	*	*	*	*	*	*	*	*
Benin	*	*	*	*	*	*	*	*	*	*	*	12	7	*
Bosnia and Herzegovina	14	6	*	*	*	11	*	9	*	*	5	56	295	121
Botswana	*	*	*	*	*	*	*	*	*	*	*	*	*	*
Brazil	*	*	*	*	*	*	*	*	*	*	*	8	*	5
Bulgaria	*	*	*	*	*	*	*	*	*	*	*	*	*	*
Burkina Faso	*	*	*	*	*	*	*	*	*	*	*	8	11	*
Burundi	*	*	*	*	7	*	*	8	*	*	*	29	24	23
Cambodia	*	*	*	*	*	*	*	*	*	*	*	*	*	*
Cameroon	*	*	*	6	*	*	*	*	*	6	5	31	18	27
Canada	*	*	*	*	*	*	*	*	*	*	*	*	*	*
Cape Verde	*	*	*	*	*	*	*	*	*	*	*	*	*	*
Central African Republic	*	*	*	*	*	*	*	*	*	*	*	*	*	*
Chad	*	*	5	*	*	*	7	*	5	*	*	27	5	6
Chile	*	*	*	*	*	*	*	*	*	*	*	*	*	*
China (including Hong Kong)	*	7	*	15	32	14	12	24	11	13	7	142	97	206
Colombia	*	6	*	*	7	*	*	*	5	*	*	34	36	7
Comoros	*	*	*	*	*	*	*	*	*	*	*	*	*	*
Congo, the Democratic Republic of the	*	*	*	*	*	*	*	*	*	*	*	12	*	*
Congo, the Republic of the	*	*	*	5	5	*	7	*	*	*	*	41	50	41
Cote d'Ivoire	*	*	*	*	*	*	*	*	5	6	*	32	30	16
Croatia	*	*	*	*	*	*	*	*	*	*	*	*	5	*
Cuba	*	6	*	*	*	*	*	7	22	26	57	135	23	9
Cyprus	*	*	*	*	*	*	*	*	*	*	*	*	*	*
Djibouti	*	*	*	*	*	*	*	*	*	*	*	*	*	*
Dominican Republic	*	*	*	*	*	*	*	*	*	*	*	8	*	*
Egypt	13	11	11	7	10	12	14	35	17	13	20	163	112	71
El Salvador	*	*	*	*	*	5	*	*	*	*	8	18	19	*
Eritrea	166	102	97	67	80	76	92	113	105	72	50	1.020	1.497	7.359
Ethiopia	14	13	6	5	11	11	16	18	9	10	*	116	156	133
France	*	*	*	*	*	*	*	*	*	*	*	*	7	5
Gabon	*	*	*	*	*	*	*	*	*	*	*	*	*	*
Gambia	12	10	18	14	12	21	23	19	22	16	32	199	131	55
Georgia	71	81	74	38	33	38	45	18	20	14	30	462	578	256
Germany	*	*	*	*	*	*	*	*	*	*	*	*	*	*
Ghana	*	6	*	*	*	*	*	*	*	*	*	36	15	23
Greece	*	*	*	*	*	*	*	*	*	*	*	*	*	6
Grenada	*	*	*	*	*	*	*	*	*	*	*	*	*	*
Guatemala	*	*	*	*	*	*	*	*	*	*	*	*	*	*
Guinea	9	19	29	42	46	49	41	13	19	26	18	311	111	79
Guinea-Bissau	*	5	*	*	*	*	*	*	*	*	*	29	11	*
Guyana	*	*	*	*	*	*	*	*	*	*	*	*	*	*
Haiti	*	*	*	*	*	*	*	*	*	*	*	*	*	*
Honduras	*	*	6	*	*	*	*	*	*	*	*	12	7	8
India	*	*	9	*	8	6	*	*	*	*	*	36	45	12
Indonesia	*	*	*	*	*	*	*	*	*	*	*	*	*	*
Iran (Islamic Republic of)	49	36	43	45	48	63	76	77	65	66	83	651	884	1.884
Iraq	46	54	54	61	58	74	73	74	59	56	64	673	888	3.009
Israel	*	*	*	*	*	*	*	*	*	*	*	6	*	*
Italy	*	*	*	*	*	*	*	*	*	*	*	*	5	*
Jamaica	*	6	*	*	*	*	*	*	*	*	*	14	34	68
Jordan	*	*	*	*	*	*	*	*	5	*	*	30	27	9
Kazakhstan	*	*	*	*	5	*	*	*	*	*	*	13	23	19
Kenya	*	*	*	*	*	*	*	*	*	*	*	9	6	8
Korea, Democratic People's Republic of	*	*	*	*	*	*	*	*	*	*	*	*	*	*
Korea, Republic of	*	*	*	*	*	*	*	*	*	*	*	*	*	*
Kosovo / UNSCR 1244	7	*	9	*	*	*	*	*	*	*	*	34	465	685
Kuwait	*	*	*	*	*	*	*	*	*	*	*	*	8	12
Kyrgyzstan	*	*	*	*	*	*	*	*	*	*	*	7	9	6
Latvia	*	*	*	*	*	*	*	*	*	*	*	*	*	*
Lebanon	7	*	*	*	*	5	*	5	11	7	*	53	55	70
Liberia	*	*	*	*	*	*	*	*	*	*	*	14	11	5
Libyan Arab Jamahiriya	38	34	33	27	23	21	22	23	35	37	24	317	341	69
Lithuania	*	*	*	*	*	*	*	*	*	*	*	*	*	*
Madagascar	*	*	*	*	*	*	*	*	*	*	*	*	*	*
Malawi	*	*	*	*	*	*	*	*	*	*	*	*	*	*
Malaysia	*	*	*	*	*	*	*	*	*	*	*	*	*	*
Maldives	*	*	*	*	*	*	*	*	*	*	*	*	*	*
Mali	*	*	8	7	13	*	*	*	*	5	*	55	26	11
Mauritania	*	*	*	*	*	*	5	*	*	*	*	17	11	*
Mexico	*	*	*	*	*	*	*	*	*	*	*	5	*	*
Moldova, Republic of	*	*	17	*	34	64	86	38	21	16	20	305	15	8
Mongolia	*	*	*	*	*	*	*	*	*	*	*	19	403	363
Montenegro	*	*	*	*	*	*	*	*	*	*	*	5	25	9
Morocco	87	92	95	85	78	48	79	109	82	62	80	897	1.271	80
Mozambique	*	*	*	*	*	*	*	*	*	*	*	*	6	*



Monthly First Asylum Applications in The Netherlands in 2017

Source: METIS

Country of citizenships	Jan	Feb	Mar	Apr	May	Jun	Jul	Aug	Sep	Oct	Nov	Total 2017	Total 2016 **	Total 2015	
Myanmar	*	6	*	5	5	*	*	*	*	*	*	28	55	37	
Nepal	*	*	*	*	*	*	*	*	*	*	*	*	*	13	27
Netherlands	*	*	*	*	*	*	*	*	*	*	*	7	13	*	
Nicaragua	*	*	*	*	*	*	*	*	*	*	*	*	*	*	*
Niger	*	*	*	*	*	*	*	*	*	*	*	12	*	*	
Nigeria	22	19	33	10	14	19	22	13	30	16	18	216	197	212	
Oman	*	*	*	*	*	*	*	*	*	*	*	*	*	*	*
Pakistan	11	6	14	24	11	9	15	18	29	14	13	164	161	156	
Palestinian Territory, Occupied	*	6	6	10	*	9	11	10	*	*	8	68	30	80	
Panama	*	*	*	*	*	*	*	*	*	*	*	*	*	*	*
Peru	*	*	*	*	*	*	*	*	*	*	*	*	*	*	*
Philippines	*	*	*	*	*	*	*	*	*	*	*	*	*	*	*
Poland	*	*	*	*	*	*	*	*	*	*	*	*	*	8	*
Portugal	*	*	*	*	*	*	*	*	*	*	*	*	*	7	*
Romania	*	*	*	*	*	*	*	*	*	*	*	7	*	*	
Russian Federation	7	10	19	26	22	30	46	39	26	42	19	286	124	124	
Rwanda	*	*	*	*	*	*	*	*	*	*	*	*	*	15	10
Saudi Arabia	*	*	*	*	*	*	*	*	*	*	*	5	11	*	
Senegal	6	5	5	6	13	6	*	10	5	6	8	74	47	20	
Serbia	14	32	5	18	*	19	31	19	*	21	*	168	938	436	
Sierra Leone	7	*	*	6	*	7	7	7	8	*	6	60	33	38	
Singapore	*	*	*	*	*	*	*	*	*	*	*	*	*	*	*
Somalia	14	9	7	5	7	9	14	12	13	10	11	111	157	263	
South Africa	*	*	*	7	*	*	*	*	*	*	*	12	10	17	
South Sudan	*	*	*	*	*	*	*	*	*	*	*	*	*	*	*
Spain	*	*	*	*	*	*	*	*	*	*	*	7	*	*	
Sri Lanka	*	*	5	*	*	*	*	*	8	7	6	45	28	37	
Stateless	20	11	14	7	14	6	8	9	11	8	6	114	310	2.399	
Sudan	17	13	18	13	22	30	36	39	23	26	11	248	191	234	
Suriname	*	*	*	*	*	*	*	*	*	*	*	8	8	5	
Sweden	*	*	*	*	*	*	*	*	*	*	*	*	*	*	*
Syrian Arab Republic	151	140	173	131	187	174	207	195	219	244	150	1.971	2.158	18.677	
Taiwan	*	*	*	*	*	*	*	*	*	*	*	*	*	*	*
Tajikistan	*	6	*	5	*	10	*	6	*	*	10	53	19	28	
Tanzania, United Republic of	*	*	*	*	*	*	*	*	*	*	*	10	10	*	
Thailand	*	*	*	*	*	*	*	*	*	*	*	*	*	*	*
the former Yugoslav Republic of Macedonia	7	17	15	12	8	11	7	6	*	11	8	102	430	111	
Togo	*	*	*	*	*	*	*	*	*	*	*	8	*	9	
Trinidad and Tobago	*	*	*	*	*	5	*	*	*	5	*	29	22	9	
Tunisia	11	39	21	19	10	*	11	7	13	10	13	158	205	25	
Turkey	20	50	23	35	25	46	36	35	39	40	79	428	235	56	
Turkmenistan	*	*	*	*	*	*	*	*	*	*	*	*	*	*	*
Uganda	6	8	7	*	*	6	7	6	5	7	12	69	87	113	
Ukraine	13	8	8	10	7	17	10	15	20	10	15	133	317	716	
United Arab Emirates	*	*	*	*	*	*	*	*	*	*	*	*	*	*	*
United Kingdom	*	*	*	*	*	*	*	*	*	*	*	*	*	*	*
United States of America	5	*	*	*	*	*	*	*	*	*	5	19	5	16	
Unknown	36	28	40	31	72	51	57	53	36	56	49	509	457	432	
Uruguay	*	*	*	*	*	*	*	*	*	*	*	*	*	*	*
Uzbekistan	*	*	*	*	*	*	*	*	*	*	*	5	6	5	
Venezuela	11	*	*	6	7	6	11	*	6	11	9	75	27	*	
Viet Nam	*	*	*	9	*	5	*	*	*	5	*	25	61	64	
Yemen	10	9	17	15	11	12	14	21	16	21	8	154	45	52	
Zambia	*	*	*	*	*	*	*	*	*	*	*	*	*	*	8
Zimbabwe	*	*	*	*	*	5	*	*	*	*	*	17	12	8	
Other	*	*	*	*	*	*	*	*	*	*	*	*	*	*	11
Totaal	1.239	1.152	1.217	1.022	1.155	1.197	1.385	1.332	1.220	1.283	1.189	13.391	18.171	43.093	

* To conceal the lowest figures, all values between 0 and 4 are replaced by asterisk.

** In May 2017 the IND has adjusted its systems to remove a small discrepancy that caused some cases to not be included in figures of (earlier versions of) this report. This adjustment may result in some small inconsistencies with reports dating from April 2017 and before. Considering the limited size of the discrepancy and to ensure consistency between reports, figures published before January 1st, 2017, will not be updated. Notwithstanding these figures, the total influx of first asylum applications in 2016 was 18,246.

Selection criterion for this table: all nationalities with at least 1 application in the current year.