



Immigratie- en Naturalisatiedienst  
*Ministerie van Justitie en Veiligheid*

## **Asylum Trends**

Monthly Report on Asylum Applications in The Netherlands

March 2020

## Colophon

<b>Title</b>	Asylum Trends
<b>Subtitle</b>	Monthly Report on Asylum Applications in The Netherlands Recent trends
<b>Author</b>	Ministry of Justice and Security Immigration and Naturalisation Service (IND) IND Business Information Centre (BIC) Rijnstraat 8   2515 XP Den Haag Postbus 16275   2500 BG Den Haag

Migratie in beweging



EUROPESE UNIE  
Het Fonds voor asiel,  
migratie en integratie

# Contents

<i>Colophon</i>	2
-----------------	---

## **Asylum applications in The Netherlands**

Total asylum applications in The Netherlands	4
First asylum applications in The Netherlands	5
Repeated asylum applications in The Netherlands	6
Family reunification in The Netherlands	7
Unaccompanied minor asylum seekers in The Netherlands	8
Monthly first asylum applications in The Netherlands	9

## **Appendix**

Appendix: Relocation and Resettlement

Appendix: Eurostat

**Total asylum influx in The Netherlands (first applications, repeated applications, family reunification influx)**  
Source: METIS

Top 10 Last thirteen months **total** asylum applications in The Netherlands

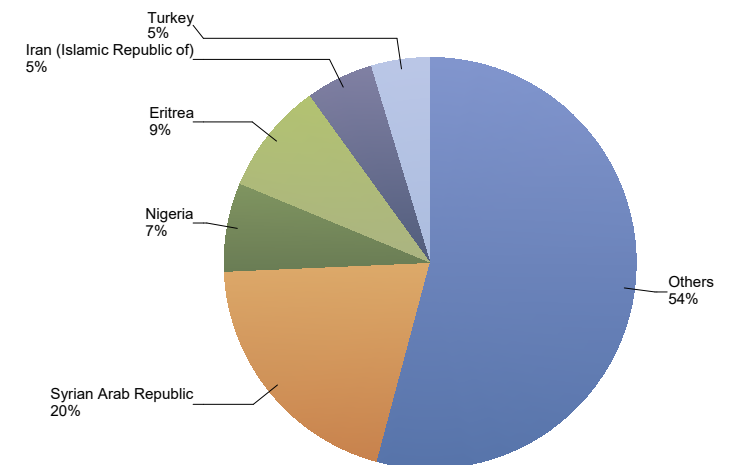
Total 2018	Total 2019	Country of citizenship	2019												2020				Last 12 months	Perc
			Mar	Apr	May	Jun	Jul	Aug	Sep	Oct	Nov	Dec	Total	Jan	Feb	Mar	Total			
5.203	5.199	Syrian Arab Republic	320	337	288	392	423	417	604	601	499	721	4.602	675	491	259	1.425	5.707	20%	
3.953	2.365	Eritrea	127	122	162	272	299	165	211	186	191	245	1.980	303	255	73	631	2.484	9%	
659	2.206	Nigeria	216	231	254	218	243	188	189	128	125	124	1.916	110	100	59	269	1.969	7%	
2.422	1.857	Iran (Islamic Republic of)	184	220	183	161	132	145	125	99	90	1.464	111	79	29	219	1.499	5%		
1.382	1.357	Turkey	92	124	102	105	174	112	100	125	71	128	1.133	92	108	82	282	1.323	5%	
1.336	1.317	Algeria	112	124	68	82	87	84	126	145	124	114	1.066	153	102	58	313	1.267	4%	
1.163	1.191	Morocco	102	106	90	97	112	95	93	105	67	93	960	110	81	60	251	1.109	4%	
1.207	893	Afghanistan	72	67	95	58	75	91	84	75	59	87	763	112	77	57	246	937	3%	
852	1.222	Moldova, Republic of	179	71	62	25	13	82	66	203	367	5	1.073	*	5	*	7	901	3%	
1.588	1.015	Iraq	93	90	90	108	86	56	77	55	78	87	820	75	53	27	155	882	3%	
10.615	10.813	Others	920	844	800	831	987	912	954	944	888	890	8.970	855	801	533	2.189	10.239	36%	
<b>30.380</b>	<b>29.435</b>	<b>Total</b>	<b>2.417</b>	<b>2.336</b>	<b>2.194</b>	<b>2.349</b>	<b>2.631</b>	<b>2.347</b>	<b>2.629</b>	<b>2.692</b>	<b>2.568</b>	<b>2.584</b>	<b>24.747</b>	<b>2.597</b>	<b>2.152</b>	<b>1.238</b>	<b>5.987</b>	<b>28.317</b>	<b>100%</b>	

\* To conceal the lowest figures, all values between 0 and 4 are replaced by asterisk.

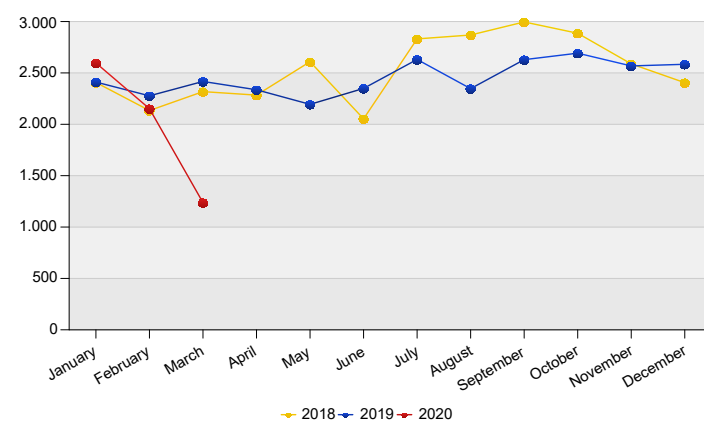
Top Total asylum applications in The Netherlands  
March 2020

	Country of citizenship		%
1	Syrian Arab Republic	259	21%
2	Turkey	82	7%
3	Eritrea	73	6%
4	Yemen	68	5%
5	Morocco	60	5%
6	Nigeria	59	5%
7	Algeria	58	5%
8	Afghanistan	57	5%
9	Unknown	43	3%
10	Colombia	39	3%
	Others	440	36%
<b>Total March 2020</b>		<b>1.238</b>	<b>100%</b>

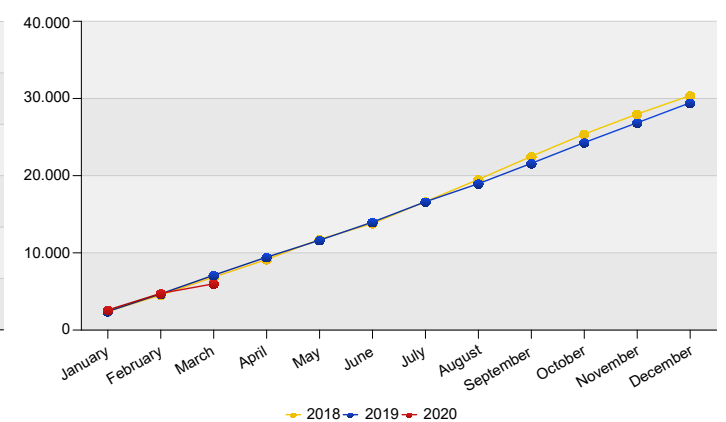
Top Nationalities total applications last twelve months  
Period: Apr 2019 - Mar 2020  
Number of total asylum applications: 28.317



Total asylum applications in The Netherlands



Cumulative development of total asylum applications in The Netherlands



**First asylum applications in The Netherlands**  
Source: METIS

Top 10 Last thirteen months **first** asylum applications in The Netherlands

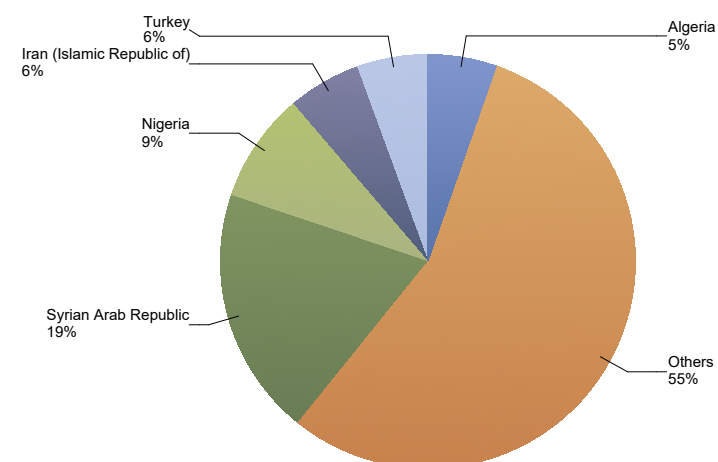
Total 2018	Total 2019 **	Country of citizenship	2019												2020				Last 12 months	Perc
			Mar	Apr	May	Jun	Jul	Aug	Sep	Oct	Nov	Dec	Total	Jan	Feb	Mar	Total			
2.956	3.675	Syrian Arab Republic	211	247	196	281	302	344	466	401	343	520	3.311	562	317	218	1.097	4.197	19%	
558	2.102	Nigeria	204	227	242	207	236	177	176	121	120	114	1.824	99	85	51	235	1.855	9%	
1.869	1.534	Iran (Islamic Republic of)	150	186	147	134	106	131	107	105	83	66	1.215	87	58	21	166	1.231	6%	
1.301	1.251	Turkey	87	116	90	97	154	106	86	113	68	123	1.040	83	96	77	256	1.209	6%	
1.267	1.211	Algeria	109	107	58	75	71	77	122	131	121	111	982	144	92	53	289	1.162	5%	
1.066	1.062	Morocco	91	90	79	83	92	85	86	93	60	85	844	100	75	57	232	985	5%	
831	1.207	Moldova, Republic of	179	71	58	22	13	82	66	203	365	5	1.064	*	*	*	6	891	4%	
678	870	Unknown	85	30	61	73	101	62	88	105	64	80	749	73	41	42	156	820	4%	
528	645	Yemen	61	58	36	31	52	42	53	63	54	88	538	51	31	54	136	613	3%	
737	621	Iraq	43	52	53	57	69	33	50	41	56	54	508	61	30	18	109	574	3%	
8.562	8.355	Others	654	678	624	623	763	741	732	716	739	688	6.958	702	685	432	1.819	8.123	38%	
20.353	22.533	Total	1.874	1.862	1.644	1.683	1.959	1.880	2.032	2.092	2.073	1.934	19.033	1.963	1.514	1.024	4.501	21.660	100%	

\* To conceal the lowest figures, all values between 0 and 4 are replaced by asterisk.

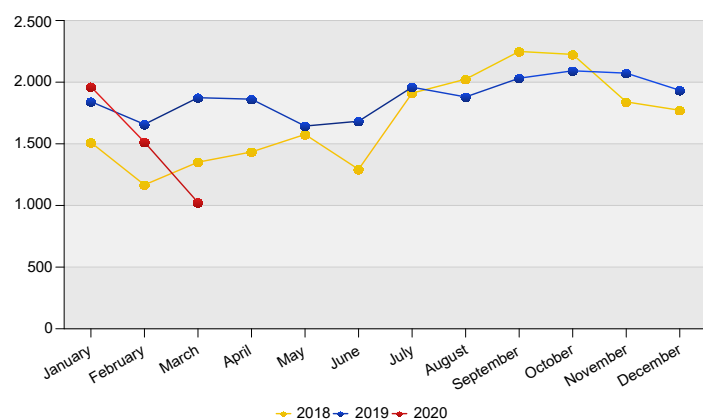
Top First asylum applications in The Netherlands March 2020

	Country of citizenship		%
1	Syrian Arab Republic	218	21%
2	Turkey	77	8%
3	Morocco	57	6%
4	Yemen	54	5%
5	Algeria	53	5%
6	Nigeria	51	5%
7	Unknown	42	4%
8	Colombia	39	4%
9	Afghanistan	38	4%
10	Sudan	31	3%
	Others	364	36%
<b>Total March 2020</b>		1.024	100%

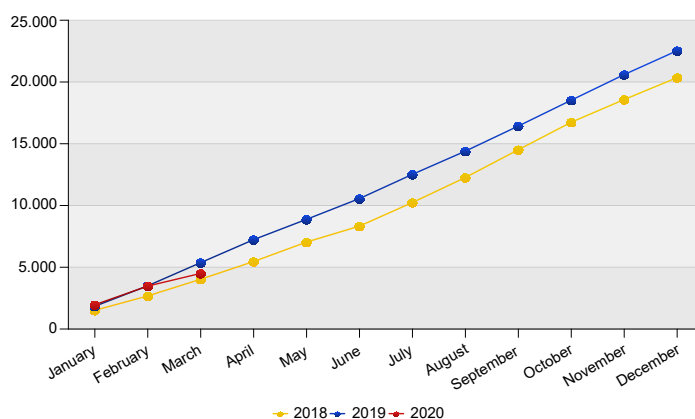
Top Nationalities first applications last twelve months  
Period: Apr 2019 - Mar 2020  
Number of first asylum applications: 21.660



First asylum applications in The Netherlands



Cumulative development of first asylum applications in The Netherlands



**Repeated asylum applications in The Netherlands**  
Source: METIS

Top 10 Last thirteen months repeated asylum applications in The Netherlands

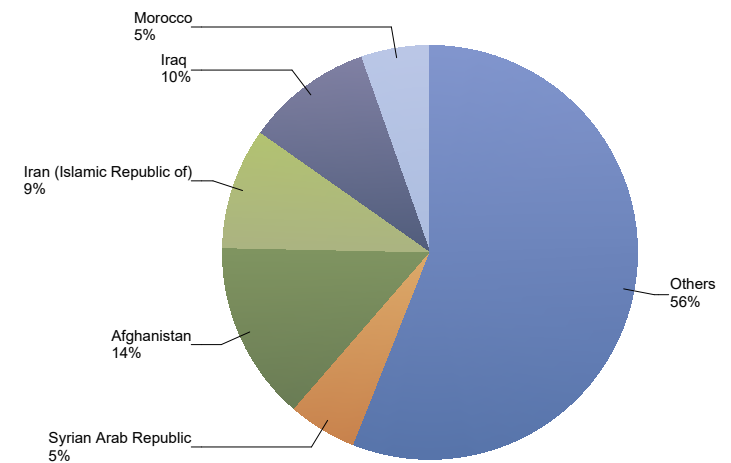
Total 2018	Total 2019	Country of citizenship	2019												2020				Last 12 months	Perc
			Mar	Apr	May	Jun	Jul	Aug	Sep	Oct	Nov	Dec	Total	Jan	Feb	Mar	Total			
634	354	Afghanistan	39	37	44	33	40	23	14	25	13	17	285	29	27	13	69	315	14%	
658	303	Iraq	44	32	27	32	12	17	21	9	19	16	229	12	16	9	37	222	10%	
432	261	Iran (Islamic Republic of)	29	32	33	22	16	7	16	18	12	13	198	21	18	5	44	213	9%	
95	127	Morocco	11	16	11	14	20	10	7	12	5	8	114	10	6	*	19	122	5%	
110	161	Syrian Arab Republic	27	18	15	11	14	6	*	17	11	13	136	*	8	*	12	121	5%	
92	95	Nigeria	11	*	12	8	7	9	13	7	5	9	83	11	15	8	34	106	5%	
68	106	Algeria	*	17	10	7	16	7	*	14	*	*	84	9	10	5	24	105	5%	
105	85	Eritrea	10	7	11	12	*	*	*	7	*	9	69	6	10	*	18	77	3%	
103	67	Somalia	8	5	9	8	6	*	8	*	*	5	57	*	*	*	9	58	3%	
62	62	Libyan Arab Jamahiriya	8	*	16	7	*	*	*	5	*	*	48	*	*	*	9	49	2%	
1.205	1.102	Others	122	88	105	95	75	64	81	82	57	75	844	58	48	41	147	869	39%	
3.564	2.723	Total	312	258	293	249	213	149	173	199	133	168	2.147	168	165	89	422	2.257	100%	

\* To conceal the lowest figures, all values between 0 and 4 are replaced by asterisk.

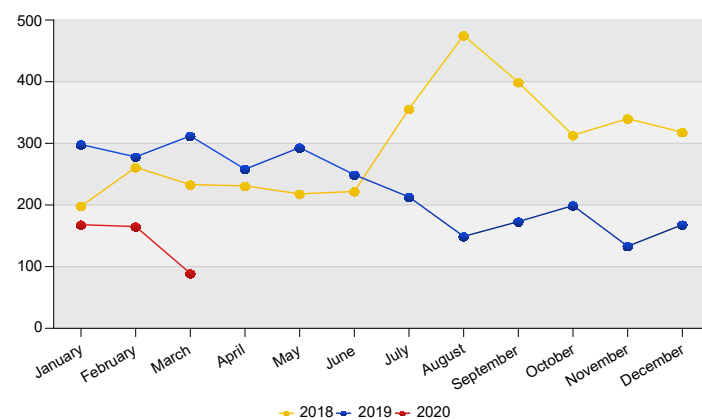
Top Repeated asylum applications in The Netherlands March 2020

Country of citizenship		%
1 Afghanistan	13	15%
2 Yemen	10	11%
3 Iraq	9	10%
4 Nigeria	8	9%
5 Sri Lanka	6	7%
Others	43	48%
<b>Total March 2020</b>	<b>89</b>	<b>100%</b>

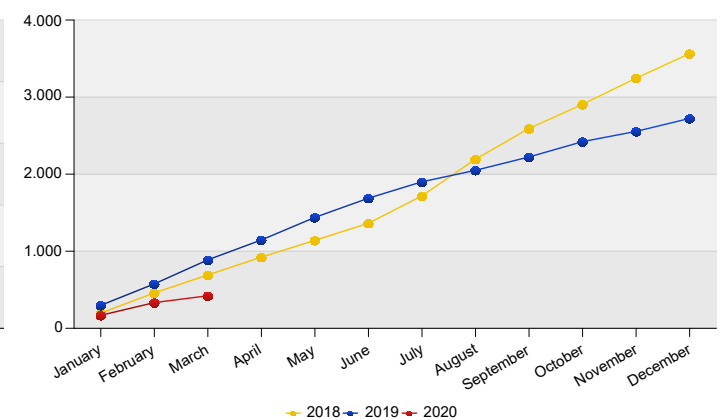
Top Nationalities repeated asylum applications last twelve months  
Period: Apr 2019 - Mar 2020  
Number of repeated asylum applications: 2.257



Repeated asylum applications in The Netherlands



Cumulative development of repeated asylum applications in The Netherlands



**Influx of family reunification in The Netherlands (Council Directive 2003/86/EC Chapter V)**  
 Source: METIS

Top 10 Last thirteen months Influx of family reunification in The Netherlands

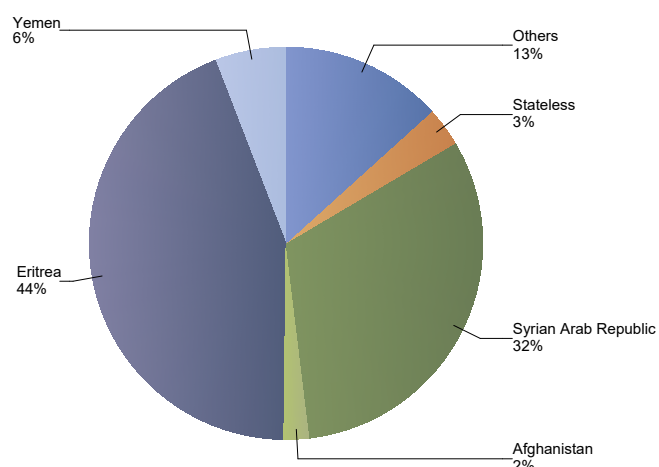
Total 2018	Total 2019	Country of citizenship	2019												2020				Last 12 months	Perc
			Mar	Apr	May	Jun	Jul	Aug	Sep	Oct	Nov	Dec	Total	Jan	Feb	Mar	Total			
2.564	1.779	Eritrea	74	84	110	225	248	129	165	124	144	196	1.499	261	198	50	509	1.934	44%	
2.137	1.363	Syrian Arab Republic	82	72	77	100	107	67	134	183	145	188	1.155	109	166	41	316	1.389	32%	
129	201	Yemen	11	7	13	21	22	25	40	20	21	16	196	36	33	*	73	258	6%	
238	142	Stateless	8	7	5	14	16	17	*	20	16	13	120	9	15	5	29	141	3%	
248	102	Afghanistan	10	*	15	*	6	10	20	*	7	8	83	5	9	6	20	93	2%	
52	76	Turkey	*	7	7	6	17	5	8	11	*	*	72	6	9	*	19	87	2%	
193	91	Iraq	6	6	10	19	5	6	6	5	*	17	83	*	7	*	9	86	2%	
73	68	Pakistan	6	*	7	*	13	19	13	*	5	*	66	*	7	*	7	67	2%	
178	54	Iran (Islamic Republic of)	5	*	*	5	10	7	*	*	*	11	51	*	*	*	9	55	1%	
121	62	Somalia	*	8	*	*	*	5	7	7	*	9	45	7	*	*	12	55	1%	
530	241	Others	23	22	8	22	15	28	25	23	11	20	197	28	23	10	61	235	5%	
6.463	4.179	<b>Total</b>	<b>231</b>	<b>216</b>	<b>257</b>	<b>417</b>	<b>459</b>	<b>318</b>	<b>424</b>	<b>401</b>	<b>362</b>	<b>482</b>	<b>3.567</b>	<b>466</b>	<b>473</b>	<b>125</b>	<b>1.064</b>	<b>4.400</b>	<b>100%</b>	

\* To conceal the lowest figures, all values between 0 and 4 are replaced by asterisk.

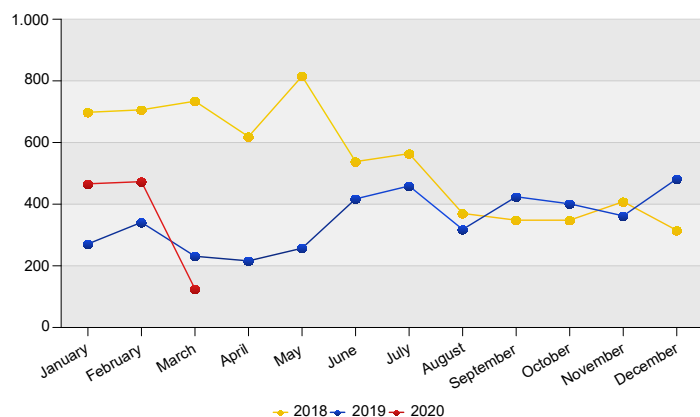
Top Influx of family reunification in The Netherlands March 2020

Country of citizenship		%
1 Eritrea	50	40%
2 Syrian Arab Republic	41	33%
3 Afghanistan	6	5%
4 Stateless	5	4%
5 Turkey	*	3%
6 Yemen	*	3%
Others	15	12%
<b>Total March 2020</b>	<b>125</b>	<b>100%</b>

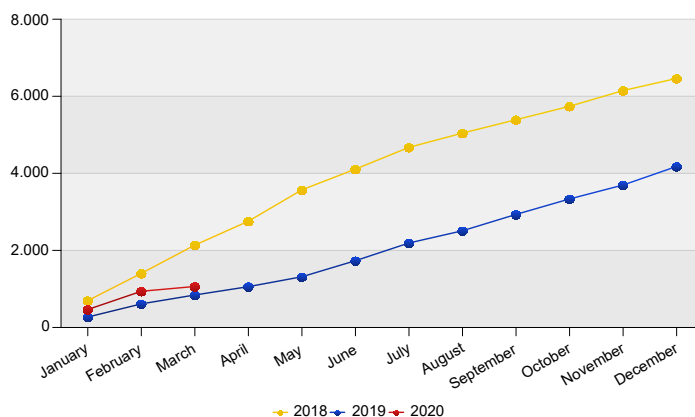
Top Nationalities Influx of family reunification last twelve months  
 Period: Apr 2019 - Mar 2020  
 Number of influx family reunification: 4.400



Influx of family reunification in The Netherlands



Cumulative development of Influx of family reunification in The Netherlands



**Influx of indicated unaccompanied minor asylum seekers in The Netherlands**  
Source: METIS

Top 10 Unaccompanied minor asylum applications in The Netherlands

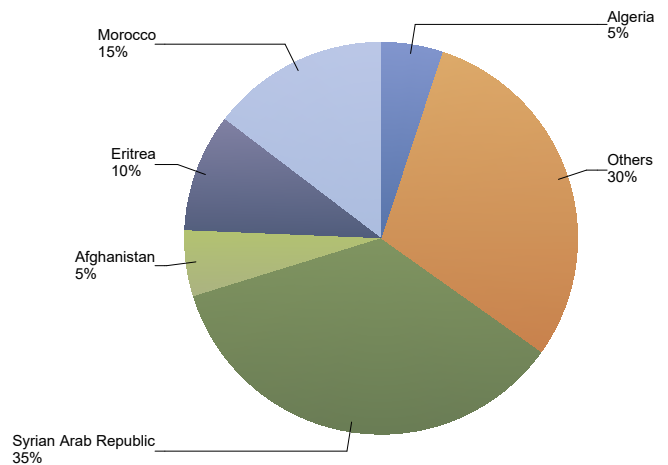
Total 2018	Total 2019	Country of citizenship	2019												2020				Last 12 months	Perc
			Mar	Apr	May	Jun	Jul	Aug	Sep	Oct	Nov	Dec	Total	Jan	Feb	Mar	Total			
172	308	Syrian Arab Republic	20	17	11	22	26	31	41	28	28	56	280	58	28	19	105	365	35%	
145	163	Morocco	15	13	10	12	14	24	7	16	8	13	132	12	10	12	34	151	15%	
428	111	Eritrea	6	7	6	15	8	6	5	18	7	15	93	7	*	*	13	100	10%	
31	56	Afghanistan	5	*	*	*	*	6	10	8	7	7	49	*	7	5	12	56	5%	
55	68	Algeria	10	*	*	*	*	*	*	7	5	14	48	6	5	*	14	52	5%	
69	64	Iraq	7	5	5	*	5	*	*	5	6	*	40	8	5	*	14	47	5%	
26	35	Unknown	*	*	*	*	*	*	*	5	*	*	28	5	*	*	7	33	3%	
14	26	Somalia	*	*	*	*	*	*	5	*	*	*	19	*	*	*	6	25	2%	
12	23	Yemen	*	*	*	*	*	*	*	*	*	*	18	*	*	*	7	25	2%	
26	10	Sudan	*	*	*	*	*	*	*	*	*	*	9	*	*	7	12	2%		
28	23	Gambia	*	*	*	*	*	*	*	*	5	*	18	*	*	*	*	20	2%	
55	25	Guinea	*	*	*	*	*	*	*	*	*	*	17	*	*	*	5	19	2%	
164	134	Others	7	11	10	11	11	7	11	14	8	14	104	11	*	5	20	117	11%	
1.225	1.046	Total	76	67	51	77	79	90	90	107	85	133	855	114	72	66	252	1.031	100%	

\* To conceal the lowest figures, all values between 0 and 4 are replaced by asterisk.

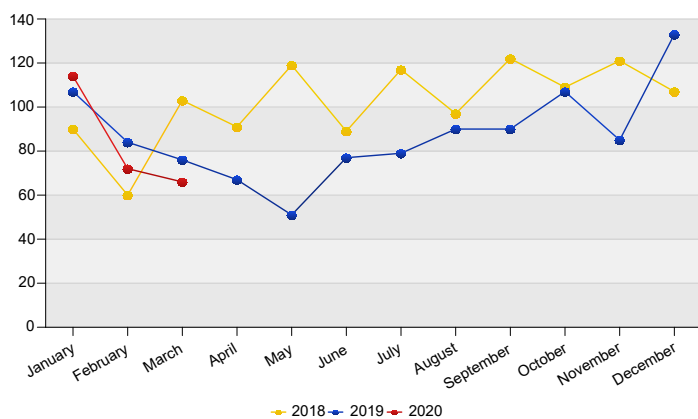
Top Unaccompanied minor asylum applications in The Netherlands March 2020

	Country of citizenship		%
1	Syrian Arab Republic	19	29%
2	Morocco	12	18%
3	Sudan	7	11%
4	Afghanistan	5	8%
5	Algeria	*	5%
6	Eritrea	*	5%
7	Guinea	*	5%
8	Iran (Islamic Republic of)	*	5%
9	Somalia	*	5%
10	Yemen	*	5%
	Others	5	8%
<b>Total March 2020</b>		66	100%

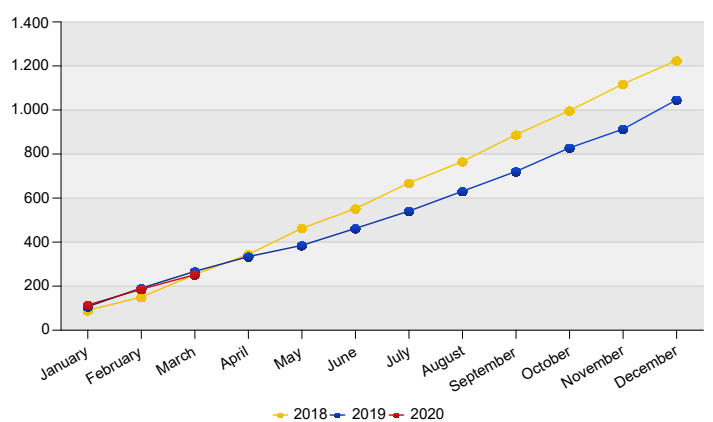
Top Nationalities unaccompanied minor asylum applications last twelve months  
Period: Apr 2019 - Mar 2020  
Number of unaccompanied minor asylum applications: 1.031



Unaccompanied minor asylum applications in The Netherlands



Cumulative development of Unaccompanied minor asylum applications in The Netherlands







## Monthly First Asylum Applications in The Netherlands in 2020

Source: METiS

Country of citizenships	Jan	Feb	Mar	2019	2020	Total 2018	Total 2017
Afghanistan	78	41	38	437	157	325	322
Albania	5	23	*	192	29	551	365
Algeria	144	92	53	1.211	289	1.267	891
Angola	*	*	*	56	8	30	27
Argentina	*	*	*	*	*	*	*
Armenia	5	7	*	72	12	62	109
Australia	*	*	*	*	*	*	*
Austria	*	*	*	*	*	*	*
Azerbaijan	34	26	14	375	74	239	113
Bahrain	*	*	*	*	*	5	8
Bangladesh	5	*	*	20	8	22	18
Belarus	7	7	10	165	24	252	103
Belgium	*	*	*	*	*	*	*
Benin	*	*	*	*	*	11	13
Bosnia and Herzegovina	*	*	*	72	*	49	67
Brazil	*	*	*	8	*	7	10
Bulgaria	*	*	*	*	*	*	*
Burkina Faso	*	*	*	8	*	6	8
Burundi	*	*	*	*	*	11	29
Cambodia	*	*	*	*	*	*	*
Cameroon	*	*	8	49	15	28	39
Canada	*	*	*	*	*	*	*
Cape Verde	*	*	*	*	*	*	*
Central African Republic	*	*	*	*	*	*	*
Chad	*	*	*	22	5	36	30
Chile	*	*	*	*	*	*	*
China (including Hong Kong)	14	9	*	155	27	164	149
Colombia	16	32	39	158	87	44	36
Comoros	*	*	*	*	*	*	*
Congo, the Democratic Republic of the	*	*	*	10	*	14	13
Congo, the Republic of the	*	*	*	43	7	27	43
Costa Rica	*	*	*	*	*	*	*
Cote d'Ivoire	6	*	*	49	11	51	41
Croatia	*	*	*	*	*	*	*
Cuba	*	*	*	18	*	162	256
Czech Republic	5	*	*	*	5	*	*
Djibouti	*	*	*	*	*	5	*
Dominica	*	*	*	*	*	*	*
Dominican Republic	*	*	*	9	5	7	9
East Timor	*	*	*	8	*	*	*
Ecuador	*	*	*	*	*	*	*
Egypt	19	9	16	190	44	149	178
El Salvador	6	8	12	34	26	21	18
Eritrea	36	47	21	501	104	1.284	1.095
Estonia	*	*	*	*	*	*	*
Ethiopia	10	*	5	92	18	54	124
France	*	*	*	7	*	*	*
Gabon	*	*	*	*	*	*	*
Gambia	30	31	13	539	74	351	214



## Monthly First Asylum Applications in The Netherlands in 2020

Source: METiS

Country of citizenships	Jan	Feb	Mar	2019	2020	Total 2018	Total 2017
Georgia	21	34	7	326	62	350	487
Germany	*	*	*	9	*	5	*
Ghana	6	*	*	89	13	80	39
Greece	*	*	*	5	*	*	*
Grenada	*	*	*	*	*	*	*
Guatemala	*	*	*	*	*	*	*
Guinea	16	15	8	195	39	242	330
Guinea-Bissau	*	*	*	28	*	17	29
Guyana	*	*	*	*	*	*	*
Haiti	*	*	*	7	*	*	*
Honduras	*	*	*	10	*	7	12
Hungary	*	*	*	*	*	*	*
India	5	*	*	49	8	49	37
Indonesia	*	*	*	8	6	8	*
Iran (Islamic Republic of)	87	58	21	1.534	166	1.869	718
Iraq	61	30	18	621	109	737	724
Israel	*	*	*	*	*	6	6
Italy	*	*	*	7	*	*	*
Jamaica	*	*	*	19	*	16	14
Japan	*	*	*	*	*	*	*
Jordan	21	7	*	116	31	74	34
Kazakhstan	*	*	*	36	*	17	15
Kenya	*	*	*	5	6	17	10
Korea, Democratic People's Republic of	*	*	*	*	*	*	*
Korea, Republic of	*	*	*	*	*	*	*
Kosovo / UNSCR 1244	11	*	*	56	16	36	36
Kuwait	*	*	*	6	*	*	6
Kyrgyzstan	*	*	*	16	*	10	9
Latvia	*	*	*	*	*	*	*
Lebanon	6	25	9	119	40	71	61
Liberia	*	*	*	29	6	22	15
Libyan Arab Jamahiriya	36	17	9	304	62	462	357
Lithuania	*	*	*	*	*	*	*
Madagascar	*	*	*	*	*	*	*
Maldives	*	*	*	*	*	*	*
Mali	5	5	*	42	14	37	60
Mauritania	*	*	*	12	*	10	18
Mauritius	*	*	*	*	*	*	*
Mexico	*	5	*	5	5	*	5
Moldova, Republic of	*	*	*	1.207	6	831	342
Mongolia	*	*	*	14	*	23	19
Montenegro	*	*	*	21	*	*	5
Morocco	100	75	57	1.062	232	1.066	977
Myanmar	*	11	*	28	13	32	28
Namibia	*	*	*	*	*	*	*
Nauru	*	*	*	*	*	*	*
Nepal	*	*	*	8	*	*	*
Netherlands	*	*	*	*	*	8	7
Nicaragua	*	*	*	37	*	30	*



## Monthly First Asylum Applications in The Netherlands in 2020

Source: METiS

Country of citizenships	Jan	Feb	Mar	2019	2020	Total 2018	Total 2017
Niger	*	*	6	56	13	24	13
Nigeria	99	85	51	2.102	235	558	245
Norway	*	*	*	*	*	*	*
Oman	*	*	*	*	*	*	*
Pakistan	42	41	15	397	98	309	181
Palestinian Territory, Occupied	*	*	*	40	*	79	74
Peru	*	*	*	11	7	*	*
Philippines	*	*	*	*	*	*	*
Poland	*	*	*	*	*	*	*
Portugal	*	*	*	*	*	*	*
Qatar	*	*	*	*	*	*	*
Republic of North Macedonia	23	21	5	264	49	*	*
Russian Federation	24	19	19	398	62	294	316
Rwanda	*	*	*	5	*	20	*
Saint Lucia	*	*	*	*	*	*	*
Saint Vincent and the Grenadines	*	*	*	*	*	*	*
Saudi Arabia	*	*	*	19	6	10	6
Senegal	12	*	*	107	19	62	81
Serbia	16	25	17	326	58	125	174
Sierra Leone	*	5	6	111	15	88	67
Slovak Republic	*	*	*	*	*	*	*
Somalia	15	15	19	222	49	133	124
South Africa	*	*	*	9	*	5	12
South Sudan	*	*	*	5	*	*	*
Spain	*	*	*	*	*	*	7
Sri Lanka	*	6	*	56	7	30	46
Stateless	6	*	*	38	10	49	120
Sudan	21	17	31	199	69	249	260
Suriname	*	*	*	*	*	6	8
Swaziland	*	*	*	*	*	*	*
Sweden	*	*	*	*	*	*	*
Syrian Arab Republic	562	317	218	3.675	1.097	2.956	2.202
Taiwan	*	*	*	*	*	*	*
Tajikistan	7	5	*	109	12	178	59
Tanzania, United Republic of	*	*	7	14	9	6	14
Thailand	*	*	*	*	*	*	*
the former Yugoslav Republic of Macedonia	*	*	*	30	*	92	112
Togo	*	*	*	11	*	7	10
Trinidad and Tobago	*	*	*	13	*	23	34
Tunisia	21	24	10	296	55	387	172
Turkey	83	96	77	1.251	256	1.301	481
Turkmenistan	*	*	*	5	*	10	*
Uganda	8	10	13	220	31	145	72
Ukraine	5	9	6	132	20	303	139
United Arab Emirates	*	*	*	*	*	*	*
United Kingdom	*	*	*	*	*	*	5
United States of America	*	*	*	17	5	25	20
Unknown	73	41	42	870	156	678	550
Uruguay	*	*	*	*	*	*	*



## Monthly First Asylum Applications in The Netherlands in 2020

Source: METiS

Country of citizenships	Jan	Feb	Mar	2019	2020	Total 2018	Total 2017
Uzbekistan	*	*	*	7	*	12	5
Venezuela	12	22	13	182	47	150	77
Viet Nam	5	*	*	50	10	41	27
Yemen	51	31	54	645	136	528	171
Zambia	*	*	*	*	*	*	*
Zimbabwe	5	*	*	20	7	5	17
Other	*	*	*	*	*	12	15
<b>Totaal</b>	<b>1.963</b>	<b>1.514</b>	<b>1.024</b>	<b>22.533</b>	<b>4.501</b>	<b>20.353</b>	<b>14.716</b>

\* To conceal the lowest figures, all values between 0 and 4 are replaced by asterisk.

Selection criterion for this table: all nationalities with at least 1 application in the current year.