



Immigratie- en Naturalisatiedienst
Ministerie van Justitie en Veiligheid

Asylum Trends

Monthly Report on Asylum Applications in The Netherlands

February 2019

Colophon

Title Asylum Trends

Subtitle Monthly Report on Asylum Applications in The Netherlands
Recent trends

Author Ministry of Justice and Security
Immigration and Naturalisation Service (IND)
IND Business Information Centre (BIC)
Rijnstraat 8 | 2515 XP Den Haag
Postbus 16275 | 2500 BG Den Haag

Migratie in beweging



EUROPESE UNIE
Het Fonds voor asiel,
migratie en integratie

Contents

<i>Colophon</i>	2
-----------------	---

Asylum applications in The Netherlands

Total asylum applications in The Netherlands	4
First asylum applications in The Netherlands	5
Repeated asylum applications in The Netherlands	6
Family reunification in The Netherlands	7
Unaccompanied minor asylum seekers in The Netherlands	8
Monthly first asylum applications in The Netherlands	9

Appendix

Appendix: Relocation and Resettlement

Appendix: Eurostat

Total asylum influx in The Netherlands (first applications, repeated applications, family reunification influx)
Source: METIS

Top 10 Last thirteen months **total** asylum applications in The Netherlands

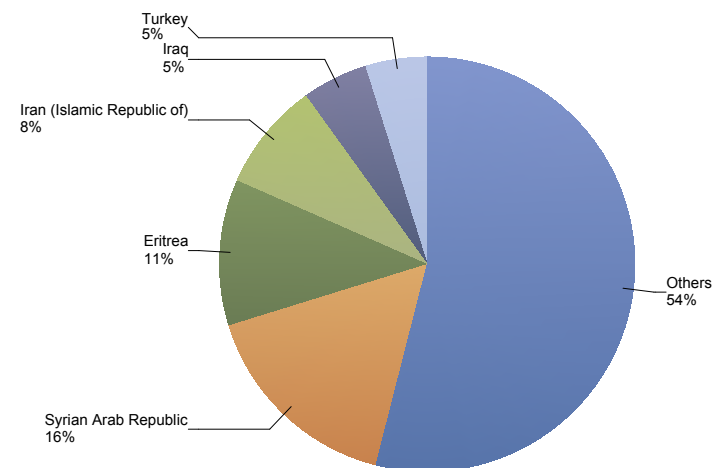
Total 2017	Total 2018	Country of citizenship	2018												2019			Last 12 months	Perc
			Feb	Mar	Apr	May	Jun	Jul	Aug	Sep	Oct	Nov	Dec	Total	Jan	Feb	Total		
10.829	5.203	Syrian Arab Republic	419	419	450	484	414	522	453	407	445	354	415	4.782	326	271	597	4.960	16%
4.038	3.953	Eritrea	404	426	319	488	354	381	271	228	203	236	180	3.490	149	237	386	3.472	11%
1.015	2.422	Iran (Islamic Republic of)	98	122	151	137	116	220	257	366	368	256	195	2.286	186	209	395	2.583	8%
1.418	1.588	Iraq	126	119	91	102	93	150	185	193	153	157	113	1.482	98	103	201	1.557	5%
509	1.382	Turkey	64	64	109	103	127	137	154	200	131	102	130	1.321	112	112	224	1.481	5%
924	1.336	Algeria	94	115	93	86	69	98	134	123	156	148	129	1.245	140	108	248	1.399	5%
1.020	1.163	Morocco	73	100	106	91	67	101	87	85	104	138	117	1.069	126	106	232	1.228	4%
872	1.207	Afghanistan	99	91	95	96	97	114	160	129	100	97	67	1.145	68	61	129	1.175	4%
342	852	Moldova, Republic of	30	63	70	76	39	50	40	106	113	113	86	786	78	71	149	905	3%
331	659	Nigeria	31	25	27	47	46	53	56	82	73	92	84	616	126	165	291	876	3%
10.029	10.615	Others	696	774	773	899	631	1.005	1.072	1.077	1.040	895	889	9.751	1.001	845	1.846	10.901	36%
31.327	30.380	Total	2.134	2.318	2.284	2.609	2.053	2.831	2.869	2.996	2.886	2.588	2.405	27.973	2.410	2.288	4.698	30.537	100%

* To conceal the lowest figures, all values between 0 and 4 are replaced by asterisk.

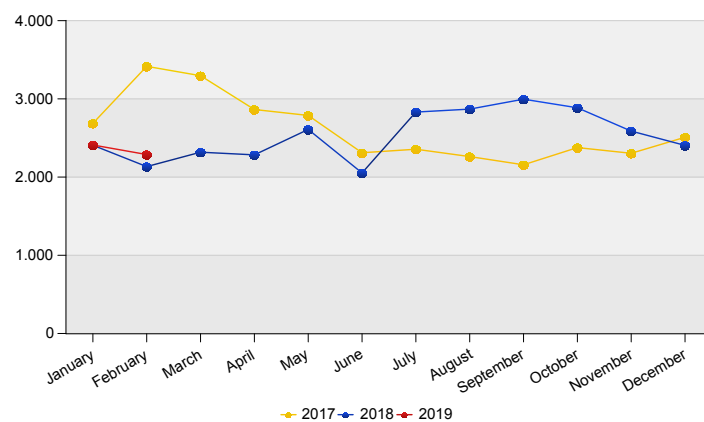
Top Total asylum applications in The Netherlands February 2019

	Country of citizenship		%
1	Syrian Arab Republic	271	12%
2	Eritrea	237	10%
3	Iran (Islamic Republic of)	209	9%
4	Nigeria	165	7%
5	Turkey	112	5%
6	Algeria	108	5%
7	Morocco	106	5%
8	Iraq	103	5%
9	Moldova, Republic of	71	3%
10	Unknown	66	3%
	Others	840	37%
Total February 2019		2.288	100%

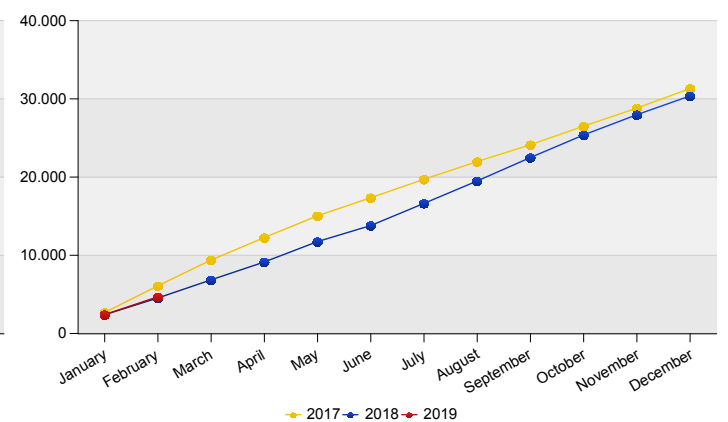
Top Nationalities total applications last twelve months
Period: Mar 2018 - Feb 2019
Number of total asylum applications: 30.537



Total asylum applications in The Netherlands



Cumulative development of total asylum applications in The Netherlands



First asylum applications in The Netherlands
Source: METIS

Top 10 Last thirteen months **first** asylum applications in The Netherlands

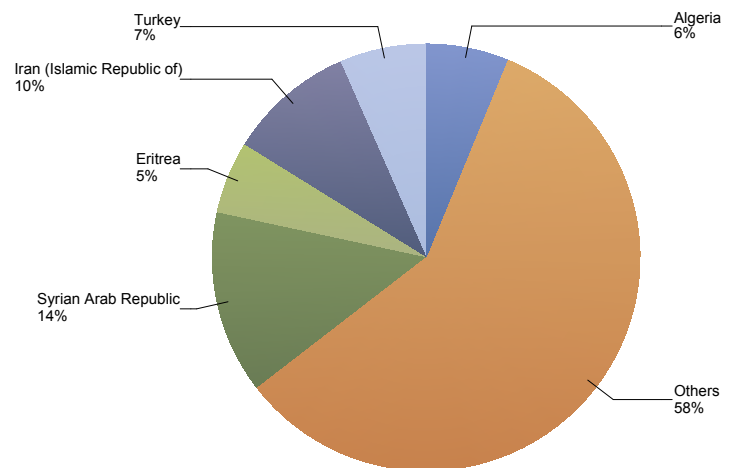
Total 2017	Total 2018	Country of citizenship	2018												2019			Last 12 months	Perc
			Feb	Mar	Apr	May	Jun	Jul	Aug	Sep	Oct	Nov	Dec	Total	Jan	Feb	Total		
2.202	2.956	Syrian Arab Republic	190	182	208	234	251	355	337	276	259	192	272	2.756	204	160	364	2.930	14%
718	1.869	Iran (Islamic Republic of)	72	68	106	85	84	166	198	317	322	213	150	1.781	156	164	320	2.029	10%
481	1.301	Turkey	58	60	105	95	118	129	144	188	126	95	124	1.242	110	102	212	1.396	7%
891	1.267	Algeria	91	109	89	79	62	94	126	113	148	143	124	1.178	130	98	228	1.315	6%
1.095	1.284	Eritrea	105	144	127	149	98	139	108	98	101	52	53	1.174	35	53	88	1.157	5%
977	1.066	Morocco	67	90	96	86	59	93	81	80	97	126	104	979	121	98	219	1.131	5%
342	831	Moldova, Republic of	30	63	70	76	39	50	40	101	105	113	79	766	72	71	143	879	4%
245	558	Nigeria	23	22	17	37	37	43	47	64	65	87	80	522	120	158	278	777	4%
724	737	Iraq	46	45	51	64	46	48	56	79	96	84	59	674	57	57	114	742	4%
550	678	Unknown	48	24	48	57	36	76	74	45	66	62	73	609	65	59	124	685	3%
6.491	7.806	Others	437	544	517	614	463	718	813	888	840	673	654	7.161	774	644	1.418	8.142	38%
14.716	20.353	Total	1.167	1.351	1.434	1.576	1.293	1.911	2.024	2.249	2.225	1.840	1.772	18.842	1.844	1.664	3.508	21.183	100%

* To conceal the lowest figures, all values between 0 and 4 are replaced by asterisk.

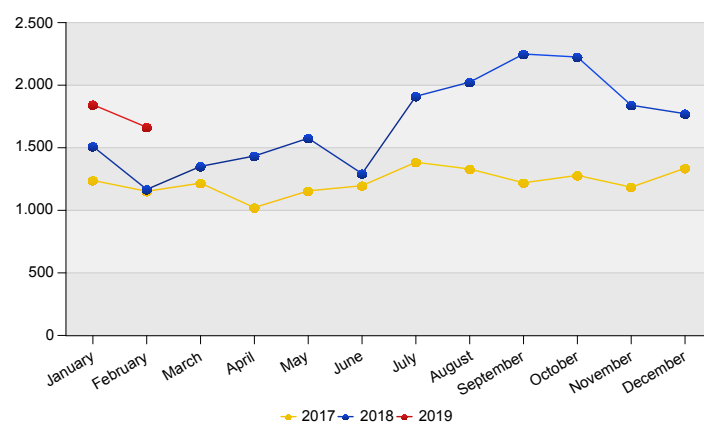
Top First asylum applications in The Netherlands February 2019

	Country of citizenship		%
1	Iran (Islamic Republic of)	164	10%
2	Syrian Arab Republic	160	10%
3	Nigeria	158	9%
4	Turkey	102	6%
5	Algeria	98	6%
6	Morocco	98	6%
7	Moldova, Republic of	71	4%
8	Unknown	59	4%
9	Iraq	57	3%
10	Eritrea	53	3%
11	Serbia	48	3%
	Others	596	36%
Total February 2019		1.664	100%

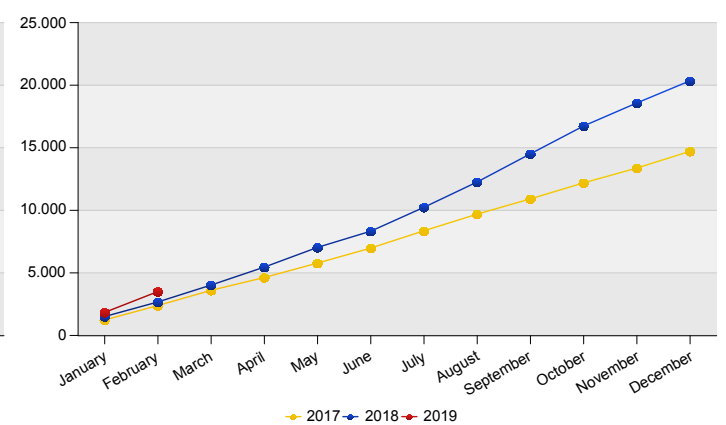
Top Nationalities first applications last twelve months
Period: Mar 2018 - Feb 2019
Number of first asylum applications: 21.183



First asylum applications in The Netherlands



Cumulative development of first asylum applications in The Netherlands



Repeated asylum applications in The Netherlands
Source: METIS

Top 10 Last thirteen months repeated asylum applications in The Netherlands

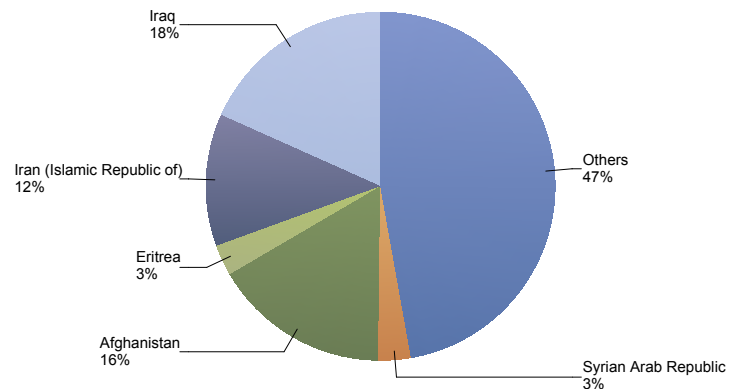
Total 2017	Total 2018	Country of citizenship	2018												2019			Last 12 months	Perc
			Feb	Mar	Apr	May	Jun	Jul	Aug	Sep	Oct	Nov	Dec	Total	Jan	Feb	Total		
249	658	Iraq	37	41	28	21	25	76	123	112	54	65	51	633	34	45	79	675	18%
464	634	Afghanistan	68	34	47	45	59	47	89	68	50	50	47	604	39	29	68	604	16%
176	432	Iran (Islamic Republic of)	19	30	28	42	27	49	48	37	45	40	41	406	25	39	64	451	12%
45	110	Syrian Arab Republic	10	6	*	6	*	10	20	9	8	13	8	96	14	11	25	111	3%
62	105	Eritrea	12	*	10	*	8	11	8	9	11	14	14	101	12	5	17	106	3%
36	95	Morocco	6	10	10	5	8	6	6	5	7	12	13	88	5	8	13	95	3%
76	103	Somalia	14	12	*	8	6	9	11	*	10	16	6	98	7	*	10	94	3%
77	92	Nigeria	8	*	9	8	9	9	9	14	8	*	*	85	6	7	13	90	2%
33	68	Algeria	*	6	*	7	6	*	8	10	8	5	5	66	10	10	20	83	2%
33	62	Libyan Arab Jamahiriya	*	*	*	*	*	7	9	12	8	*	8	60	5	9	14	70	2%
870	1.205	Others	80	85	89	73	67	128	144	119	104	119	121	1.129	141	117	258	1.307	35%
2.121	3.564	Total	261	233	231	218	222	356	475	399	313	340	318	3.366	298	283	581	3.686	100%

* To conceal the lowest figures, all values between 0 and 4 are replaced by asterisk.

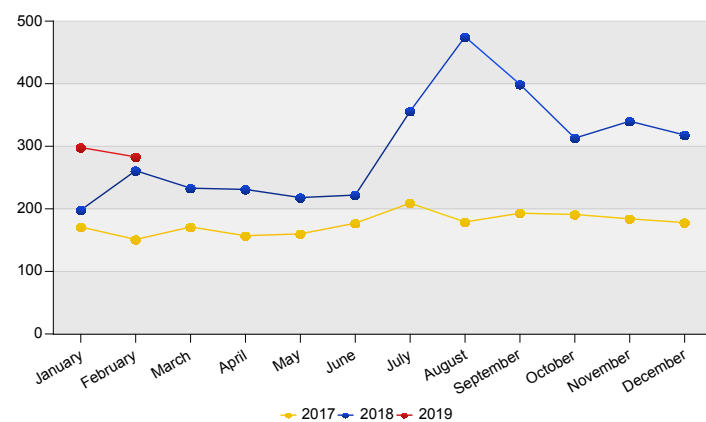
Top Repeated asylum applications in The Netherlands February 2019

Country of citizenship	%
1 Iraq	45 16%
2 Iran (Islamic Republic of)	39 14%
3 Afghanistan	29 10%
4 Syrian Arab Republic	11 4%
5 Algeria	10 4%
6 Serbia	10 4%
Others	139 49%
Total February 2019	283 100%

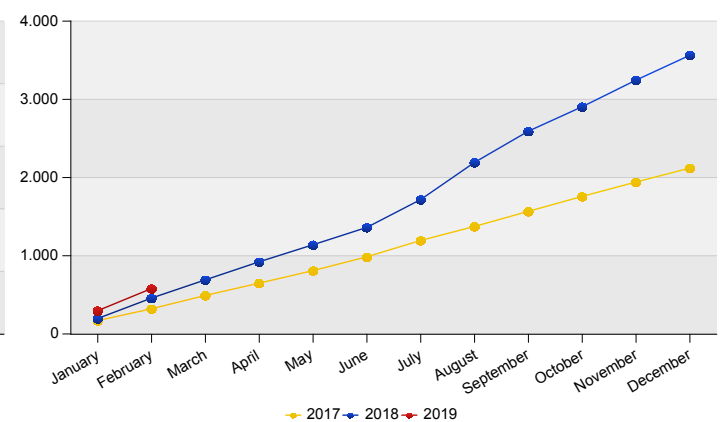
Top Nationalities repeated asylum applications last twelve months
Period: Mar 2018 - Feb 2019
Number of repeated asylum applications: 3.686



Repeated asylum applications in The Netherlands



Cumulative development of repeated asylum applications in The Netherlands



Influx of family reunification in The Netherlands (Council Directive 2003/86/EC Chapter V)
Source: METIS

Top 10 Last thirteen months Influx of family reunification in The Netherlands

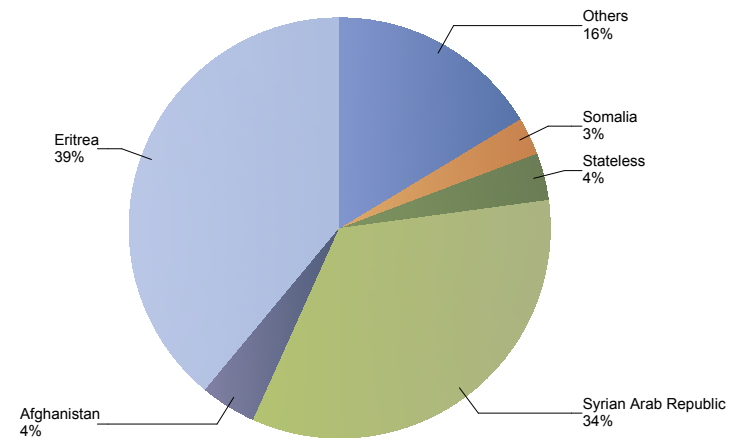
Total 2017	Total 2018	Country of citizenship	2018												2019			Last 12 months	Perc
			Feb	Mar	Apr	May	Jun	Jul	Aug	Sep	Oct	Nov	Dec	Total	Jan	Feb	Total		
2.881	2.564	Eritrea	287	278	182	339	248	231	155	121	91	170	113	2.215	102	179	281	2.209	39%
8.582	2.137	Syrian Arab Republic	219	231	240	244	159	157	96	122	178	149	135	1.930	108	100	208	1.919	34%
86	248	Afghanistan	13	33	27	29	14	40	23	18	15	19	7	238	10	9	19	244	4%
1.458	238	Stateless	30	30	15	31	18	28	13	9	11	16	12	213	*	19	22	205	4%
107	178	Somalia	16	21	36	27	11	6	20	20	7	*	5	171	7	*	9	164	3%
445	193	Iraq	43	33	12	17	22	26	6	*	*	8	*	175	7	*	8	140	2%
47	129	Yemen	11	12	9	18	17	20	17	7	6	*	6	126	*	*	5	120	2%
305	134	Unknown	13	28	18	20	6	9	6	*	*	*	*	110	*	*	7	104	2%
121	121	Iran (Islamic Republic of)	7	24	17	10	5	5	11	12	*	*	*	99	5	6	11	103	2%
47	70	Sudan	11	*	24	18	*	*	*	*	*	*	5	69	*	*	*	61	1%
48	72	Ethiopia	13	16	10	7	*	5	*	*	7	*	*	68	*	*	*	59	1%
363	379	Others	43	26	29	55	37	34	19	30	27	32	19	351	19	13	32	340	6%
14.490	6.463	Total	706	734	619	815	538	564	370	348	348	408	315	5.765	268	341	609	5.668	100%

* To conceal the lowest figures, all values between 0 and 4 are replaced by asterisk.

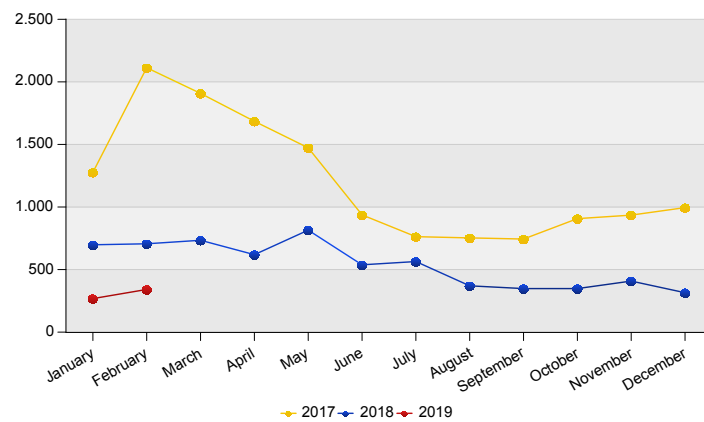
Top Influx of family reunification in The Netherlands February 2019

Country of citizenship		%
1 Eritrea	179	52%
2 Syrian Arab Republic	100	29%
3 Stateless	19	6%
4 Afghanistan	9	3%
5 Iran (Islamic Republic of)	6	2%
Others	28	8%
Total February 2019	341	100%

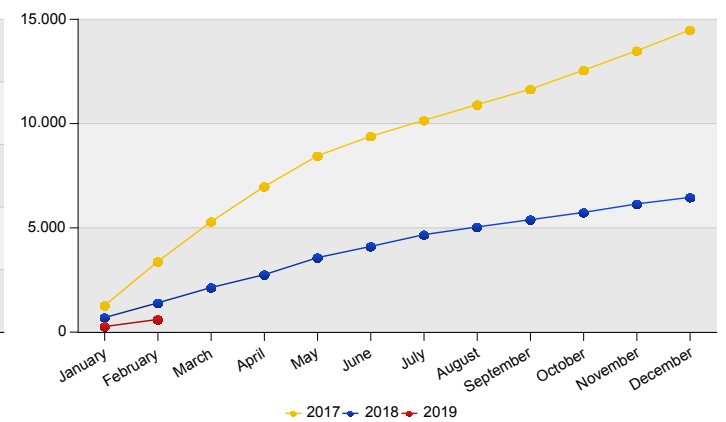
Top Nationalities Influx of family reunification last twelve months
Period: Mar 2018 - Feb 2019
Number of influx family reunification: 5.668



Influx of family reunification in The Netherlands



Cumulative development of Influx of family reunification in The Netherlands



Influx of indicated unaccompanied minor asylum seekers in The Netherlands
Source: METIS

Top 10 Unaccompanied minor asylum applications in The Netherlands

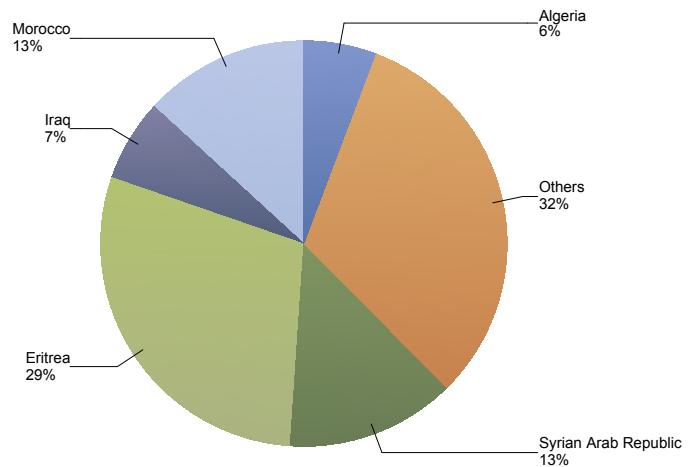
Total 2017	Total 2018	Country of citizenship	2018												2019			Last 12 months	Perc
			Feb	Mar	Apr	May	Jun	Jul	Aug	Sep	Oct	Nov	Dec	Total	Jan	Feb	Total		
479	428	Eritrea	26	58	59	57	29	49	20	36	24	13	12	383	10	14	24	381	29%
135	172	Syrian Arab Republic	7	11	12	11	22	15	27	9	13	12	18	157	14	12	26	176	13%
74	145	Morocco	6	11	*	10	11	16	9	13	20	24	16	139	25	14	39	172	13%
22	69	Iraq	*	*	*	*	*	*	7	*	20	16	*	67	10	12	22	85	7%
54	55	Algeria	*	*	*	*	*	9	*	5	*	16	6	51	17	7	24	75	6%
47	55	Guinea	*	5	*	*	*	*	*	11	*	7	9	52	5	7	12	61	5%
20	28	Gambia	*	*	*	*	*	*	*	*	*	5	10	27	*	9	13	39	3%
65	31	Afghanistan	*	*	*	*	*	*	*	6	5	*	*	29	*	*	7	34	3%
23	26	Unknown	*	*	*	*	*	*	5	*	*	*	*	26	6	*	8	33	3%
6	25	Iran (Islamic Republic of)	*	*	*	*	*	*	*	8	5	*	*	25	*	*	6	29	2%
256	191	Others	8	8	8	23	18	16	15	25	15	20	23	179	29	19	48	219	17%
1.181	1.225	Total	60	103	91	119	89	117	97	122	109	121	107	1.135	126	103	229	1.304	100%

* To conceal the lowest figures, all values between 0 and 4 are replaced by asterisk.

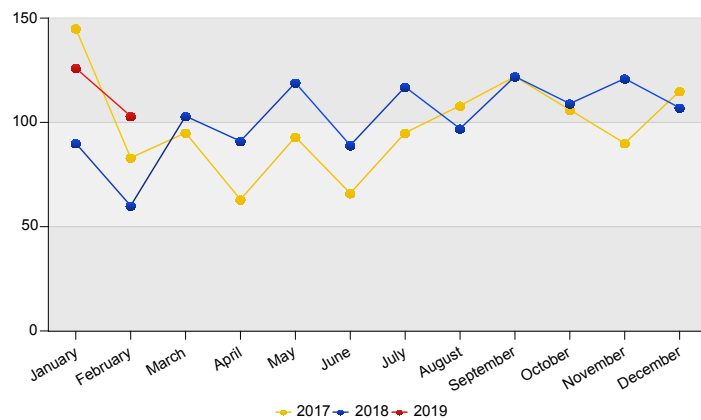
Top Unaccompanied minor asylum applications in The Netherlands February 2019

Country of citizenship		%
1 Eritrea	14	14%
2 Morocco	14	14%
3 Iraq	12	12%
4 Syrian Arab Republic	12	12%
5 Gambia	9	9%
6 Algeria	7	7%
7 Guinea	7	7%
8 Afghanistan	*	4%
9 Yemen	*	4%
Others	20	19%
Total February 2019	103	100%

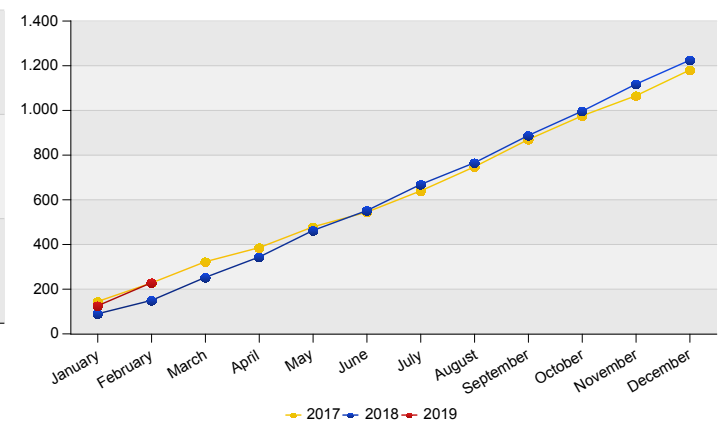
Top Nationalities unaccompanied minor asylum applications last twelve months
Period: Mar 2018 - Feb 2019
Number of unaccompanied minor asylum applications: 1.304



Unaccompanied minor asylum applications in The Netherlands



Cumulative development of Unaccompanied minor asylum applications in The Netherlands





Monthly First Asylum Applications in The Netherlands in 2019

Source: METiS

Country of citizenships	Jan	Feb	2019	Total 2018	Total 2017
Afghanistan	19	23	42	325	322
Albania	25	18	43	551	365
Algeria	130	98	228	1.267	891
Angola	6	*	9	30	27
Antigua and Barbuda	*	*	*	*	*
Argentina	*	*	*	*	*
Armenia	13	5	18	62	109
Australia	*	*	*	*	*
Austria	*	*	*	*	*
Azerbaijan	47	23	70	239	113
Bahamas	*	*	*	*	*
Bahrain	*	*	*	5	8
Bangladesh	*	*	*	22	18
Belarus	*	17	19	252	103
Belgium	*	*	*	*	*
Benin	*	*	*	11	13
Bosnia and Herzegovina	17	*	17	49	67
Brazil	*	*	*	7	10
Bulgaria	*	*	*	*	*
Burkina Faso	*	*	*	6	8
Burundi	*	*	*	11	29
Cambodia	*	*	*	*	*
Cameroon	12	*	15	28	39
Canada	*	*	*	*	*
Cape Verde	*	*	*	*	*
Central African Republic	*	*	*	*	*
Chad	5	*	7	36	30
Chile	*	*	*	*	*
China (including Hong Kong)	11	20	31	164	149
Colombia	7	15	22	44	36
Congo, the Democratic Republic of the	*	*	*	14	13
Congo, the Republic of the	6	*	8	27	43
Costa Rica	*	*	*	*	*
Cote d'Ivoire	5	*	7	51	41
Croatia	*	*	*	*	*
Cuba	*	*	*	162	256
Czech Republic	*	*	*	*	*
Djibouti	*	*	*	5	*
Dominica	*	*	*	*	*
Dominican Republic	*	*	*	7	9
East Timor	*	*	*	*	*
Ecuador	*	*	*	*	*
Egypt	16	13	29	149	178
El Salvador	8	*	11	21	18
Eritrea	35	53	88	1.284	1.095
Ethiopia	5	11	16	54	124
Finland	*	*	*	*	*

Monthly First Asylum Applications in The Netherlands in 2019

Source: METiS

Country of citizenships	Jan	Feb	2019	Total 2018	Total 2017
France	*	*	*	*	*
Gambia	39	45	84	351	214
Georgia	24	18	42	350	487
Germany	*	*	*	5	*
Ghana	15	*	19	80	39
Greece	*	*	*	*	*
Guatemala	*	*	*	*	*
Guinea	25	21	46	242	330
Guinea-Bissau	5	*	7	17	29
Guyana	*	*	*	*	*
Honduras	*	*	*	7	12
Hungary	*	*	*	*	*
India	*	*	*	49	37
Indonesia	*	*	5	8	*
Iran (Islamic Republic of)	156	164	320	1.869	718
Iraq	57	57	114	737	724
Israel	*	*	*	6	6
Italy	*	*	*	*	*
Jamaica	*	*	5	16	14
Jordan	*	10	12	74	34
Kazakhstan	*	*	*	17	15
Kenya	*	*	*	17	10
Korea, Democratic People's Republic of	*	*	*	*	*
Kosovo / UNSCR 1244	*	*	*	36	36
Kuwait	*	*	*	*	6
Kyrgyzstan	*	7	7	10	9
Lao People's Democratic Republic	*	*	*	*	*
Latvia	*	*	*	*	*
Lebanon	11	6	17	71	61
Liberia	*	5	8	22	15
Libyan Arab Jamahiriya	42	15	57	462	357
Lithuania	*	*	*	*	*
Malaysia	*	*	*	*	*
Maldives	*	*	*	*	*
Mali	5	*	8	37	60
Mauritania	*	*	5	10	18
Mauritius	*	*	*	*	*
Mexico	*	*	*	*	5
Moldova, Republic of	72	71	143	831	342
Mongolia	*	*	*	23	19
Montenegro	*	*	*	*	5
Morocco	121	98	219	1.066	977
Mozambique	*	*	*	*	*
Myanmar	*	*	*	32	28
Namibia	*	*	*	*	*
Nepal	*	*	*	*	*
Netherlands	*	*	*	8	7

Monthly First Asylum Applications in The Netherlands in 2019

Source: METiS

Country of citizenships	Jan	Feb	2019	Total 2018	Total 2017
Nicaragua	*	7	10	30	*
Niger	*	6	8	24	13
Nigeria	120	158	278	558	245
Oman	*	*	*	*	*
Pakistan	27	29	56	309	181
Palestinian Territory, Occupied	*	*	*	79	74
Panama	*	*	*	*	*
Peru	*	*	*	*	*
Philippines	*	*	*	*	*
Poland	*	*	*	*	*
Portugal	*	*	*	*	*
Qatar	*	*	*	*	*
Romania	*	*	*	*	7
Russian Federation	24	28	52	294	316
Rwanda	*	*	*	20	*
Saint Lucia	*	*	*	*	*
Saudi Arabia	*	*	*	10	6
Senegal	7	11	18	62	81
Serbia	48	48	96	125	174
Sierra Leone	10	8	18	88	67
Slovak Republic	*	*	*	*	*
Somalia	17	18	35	133	124
South Africa	*	*	*	5	12
South Sudan	*	*	*	*	*
Spain	*	*	*	*	7
Sri Lanka	7	*	10	30	46
Stateless	*	*	5	49	120
Sudan	22	12	34	249	260
Suriname	*	*	*	6	8
Syrian Arab Republic	204	160	364	2.956	2.202
Tajikistan	13	5	18	178	59
Tanzania, United Republic of	*	*	*	6	14
Thailand	*	*	*	*	*
the former Yugoslav Republic of Macedonia	22	36	58	92	112
Togo	*	*	*	7	10
Trinidad and Tobago	*	*	*	23	34
Tunisia	30	12	42	387	172
Turkey	110	102	212	1.301	481
Turkmenistan	*	*	*	10	*
Uganda	23	16	39	145	72
Ukraine	12	15	27	303	139
United Arab Emirates	*	*	*	*	*
United Kingdom	*	*	*	*	5
United States of America	*	*	*	25	20
Unknown	65	59	124	678	550
Uzbekistan	*	*	*	12	5
Venezuela	17	9	26	150	77



Monthly First Asylum Applications in The Netherlands in 2019

Source: METiS

Country of citizenships	Jan	Feb	2019	Total 2018	Total 2017
Viet Nam	*	*	*	41	27
Yemen	60	47	107	528	171
Zambia	*	*	*	*	*
Zimbabwe	*	*	*	5	17
Other	*	*	*	*	12
Totaal	1.844	1.664	3.508	20.353	14.716

* To conceal the lowest figures, all values between 0 and 4 are replaced by asterisk.
Selection criterion for this table: all nationalities with at least 1 application in the current year.