



Immigratie- en Naturalisatiedienst
Ministerie van Justitie en Veiligheid

Asylum Trends

Monthly Report on Asylum Applications in The Netherlands

August 2018

Colophon

Title	Asylum Trends
Subtitle	Monthly Report on Asylum Applications in The Netherlands Recent trends
Author	Ministry of Justice and Security Immigration and Naturalisation Service (IND) IND Business Information Centre (BIC) Rijnstraat 8 2515 XP Den Haag Postbus 16275 2500 BG Den Haag

Migratie in beweging



EUROPESE UNIE
Het Fonds voor asiel,
migratie en integratie

Contents

<i>Colophon</i>	2
-----------------	---

Asylum applications in The Netherlands

Total asylum applications in The Netherlands	4
First asylum applications in The Netherlands	5
Repeated asylum applications in The Netherlands	6
Family reunification in The Netherlands	7
Unaccompanied minor asylum seekers in The Netherlands	8
Monthly first asylum applications in The Netherlands	9

Appendix

Appendix: Relocation and Resettlement

Appendix: Eurostat

Total asylum influx in The Netherlands (first applications, repeated applications, family reunification influx)
Source: METIS

Top 10 Last thirteen months **total** asylum applications in The Netherlands

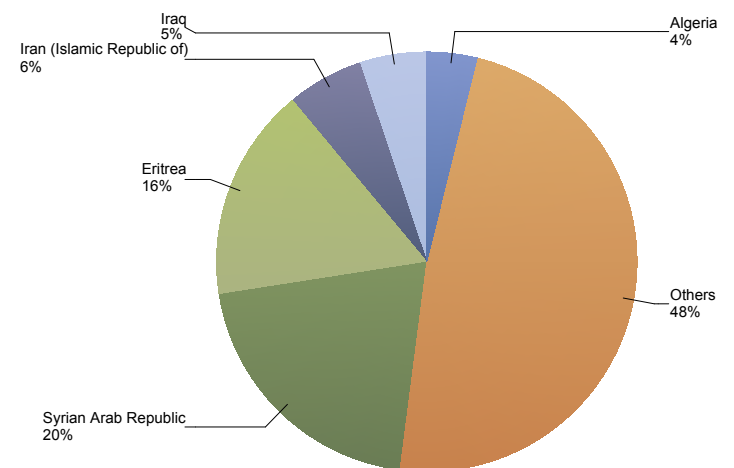
Total 2016	Total 2017	Country of citizenship	2017					Total	2018								Last 12 months	Perc	
			Aug	Sep	Oct	Nov	Dec		Jan	Feb	Mar	Apr	May	Jun	Jul	Aug			Total
10.604	10.829	Syrian Arab Republic	601	610	699	493	532	2.935	421	419	419	450	484	409	521	452	3.575	5.909	20%
2.870	4.038	Eritrea	297	296	345	454	540	1.932	463	404	426	318	488	353	377	270	3.099	4.734	16%
1.037	1.015	Iran (Islamic Republic of)	91	89	97	150	114	541	137	98	121	149	136	116	220	258	1.235	1.685	6%
1.166	1.418	Iraq	141	130	124	133	130	658	106	126	118	92	104	93	151	191	981	1.498	5%
991	924	Algeria	71	78	82	85	90	406	91	94	115	93	85	69	98	132	777	1.112	4%
1.283	1.020	Morocco	115	84	69	84	89	441	94	73	100	106	91	67	101	88	720	1.046	4%
259	509	Turkey	37	44	42	81	55	259	61	64	64	109	103	127	137	155	820	1.042	4%
1.447	872	Afghanistan	58	48	73	46	57	282	62	99	91	96	96	98	114	161	817	1.041	4%
618	916	Unknown	88	52	72	62	62	336	98	65	60	72	79	47	89	81	591	839	3%
16	342	Moldova, Republic of	38	21	16	20	37	132	66	30	63	70	76	39	50	40	434	528	2%
11.351	9.444	Others	725	705	758	696	803	3.687	808	662	739	730	869	628	968	1.028	6.432	9.394	33%
31.642	31.327	Total	2.262	2.157	2.377	2.304	2.509	11.609	2.407	2.134	2.316	2.285	2.611	2.046	2.826	2.856	19.481	28.828	100%

* To conceal the lowest figures, all values between 0 and 4 are replaced by asterisk.

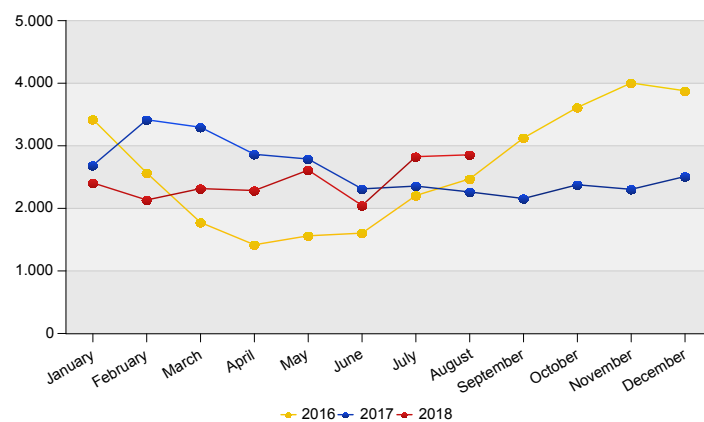
Top Total asylum applications in The Netherlands August 2018

	Country of citizenship		%
1	Syrian Arab Republic	452	16%
2	Eritrea	270	9%
3	Iran (Islamic Republic of)	258	9%
4	Iraq	191	7%
5	Afghanistan	161	6%
6	Turkey	155	5%
7	Algeria	132	5%
8	Albania	131	5%
9	Morocco	88	3%
10	Unknown	81	3%
	Others	937	33%
Total August 2018		2.856	100%

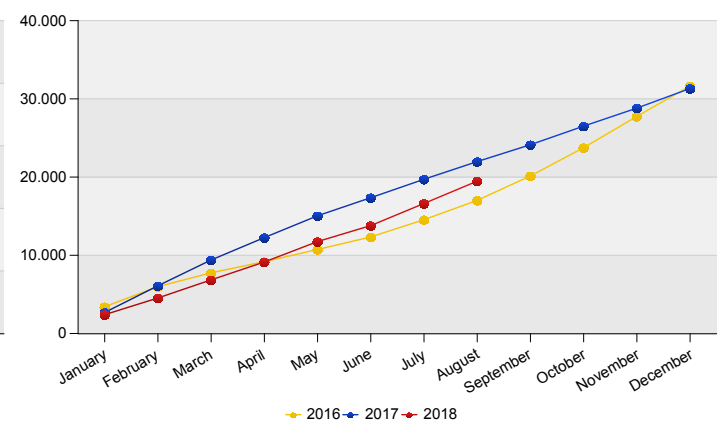
Top Nationalities total applications last twelve months
Period: Sep 2017 - Aug 2018
Number of total asylum applications: 28.828



Total asylum applications in The Netherlands



Cumulative development of total asylum applications in The Netherlands



First asylum applications in The Netherlands
Source: METIS

Top 10 Last thirteen months **first** asylum applications in The Netherlands

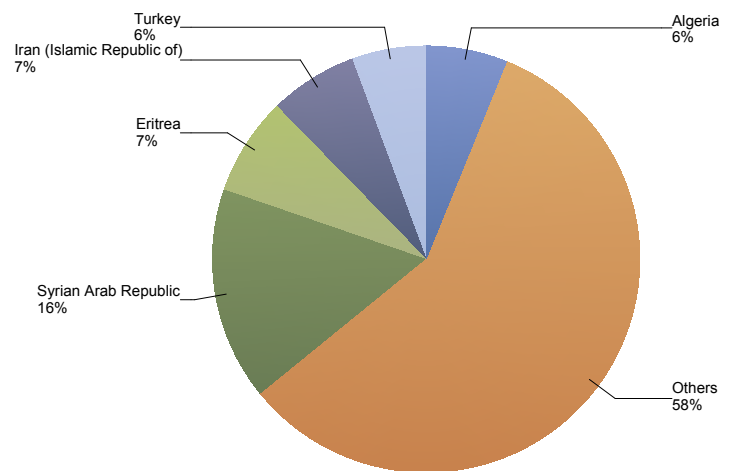
Total 2016	Total 2017 **	Country of citizenship	2017					Total	2018												Last 12 months	Perc
			Aug	Sep	Oct	Nov	Dec		Jan	Feb	Mar	Apr	May	Jun	Jul	Aug	Total					
2.158	2.202	Syrian Arab Republic	195	219	243	150	232	1.039	200	190	182	208	234	246	355	336	1.951	2.795	16%			
1.497	1.095	Eritrea	113	105	71	49	77	415	110	105	144	127	149	98	139	109	981	1.283	7%			
884	718	Iran (Islamic Republic of)	75	65	66	83	69	358	89	72	68	105	85	84	166	199	868	1.151	7%			
980	891	Algeria	69	77	78	81	89	394	89	91	109	89	79	62	95	126	740	1.065	6%			
235	481	Turkey	35	39	40	78	54	246	59	58	60	105	95	118	129	145	769	980	6%			
1.271	977	Morocco	109	82	62	80	80	413	87	67	90	96	86	59	93	82	660	964	6%			
888	724	Iraq	74	59	56	63	52	304	63	46	45	52	66	45	49	59	425	655	4%			
457	550	Unknown	53	36	56	49	41	235	68	48	25	50	57	37	78	75	438	620	4%			
15	342	Moldova, Republic of	38	21	16	20	37	132	65	30	63	70	76	39	50	40	433	527	3%			
341	357	Libyan Arab Jamahiriya	23	35	37	24	40	159	51	41	39	42	47	25	42	32	319	455	3%			
9.445	6.379	Others	546	482	554	508	565	2.655	631	419	527	492	606	476	724	831	4.706	6.815	39%			
18.171	14.716	Total	1.330	1.220	1.279	1.185	1.336	6.350	1.512	1.167	1.352	1.436	1.580	1.289	1.920	2.034	12.290	17.310	100%			

* To conceal the lowest figures, all values between 0 and 4 are replaced by asterisk.
 ** In May 2017 the IND has adjusted its systems to remove a small discrepancy that caused some cases to not be included in figures of (earlier versions of) this report. This adjustment may result in some small inconsistencies with reports dating from April 2017 and before. Considering the limited size of the discrepancy and to ensure consistency between reports, figures published before January 1st, 2017, will not be updated. Notwithstanding these figures, the total influx of first asylum applications in 2016 was 18,246.

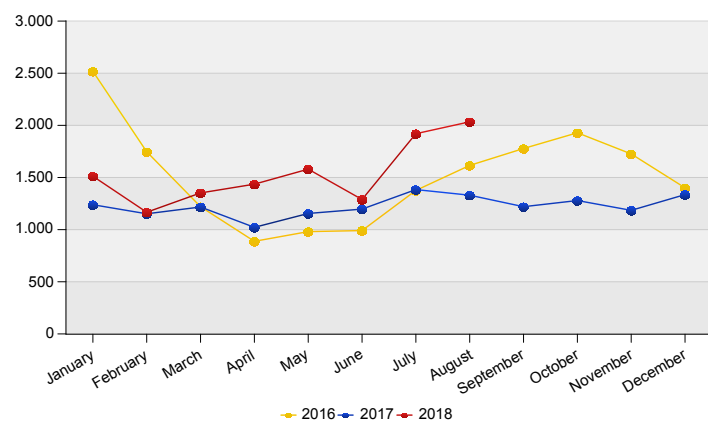
Top First asylum applications in The Netherlands August 2018

	Country of citizenship		%
1	Syrian Arab Republic	336	17%
2	Iran (Islamic Republic of)	199	10%
3	Turkey	145	7%
4	Albania	128	6%
5	Algeria	126	6%
6	Eritrea	109	5%
7	Morocco	82	4%
8	Unknown	75	4%
9	Iraq	59	3%
10	Afghanistan	48	2%
11	Russian Federation	48	2%
	Others	679	33%
Total August 2018		2.034	100%

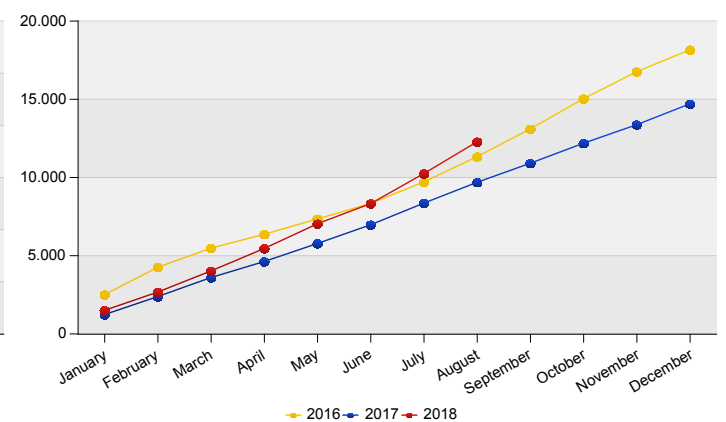
Top Nationalities first applications last twelve months
 Period: Sep 2017 - Aug 2018
 Number of first asylum applications: 17.310



First asylum applications in The Netherlands



Cumulative development of first asylum applications in The Netherlands



Repeated asylum applications in The Netherlands
Source: METIS

Top 10 Last thirteen months repeated asylum applications in The Netherlands

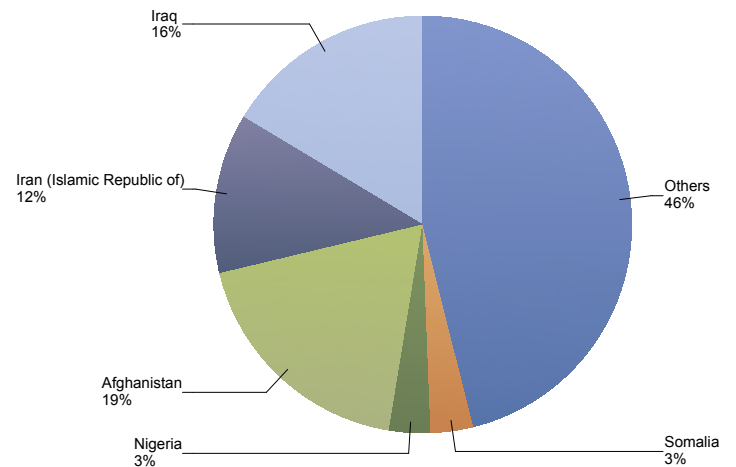
Total 2016	Total 2017	Country of citizenship	2017					2018										Last 12 months	Perc
			Aug	Sep	Oct	Nov	Dec	Total	Jan	Feb	Mar	Apr	May	Jun	Jul	Aug	Total		
358	464	Afghanistan	29	37	33	28	23	150	30	68	34	48	45	60	47	90	422	543	19%
156	249	Iraq	25	30	25	19	23	122	25	37	41	28	21	26	76	126	380	477	16%
110	176	Iran (Islamic Republic of)	10	17	16	35	24	102	26	19	30	27	41	27	49	48	267	359	12%
93	76	Somalia	9	9	8	9	*	38	5	14	12	*	8	6	9	11	67	96	3%
75	77	Nigeria	7	11	6	8	7	39	6	8	*	9	8	9	9	9	61	93	3%
49	45	Syrian Arab Republic	6	7	*	5	*	24	14	10	6	*	6	*	10	20	72	90	3%
9	36	Morocco	*	*	*	*	9	21	7	6	10	10	5	8	6	6	58	75	3%
61	62	Eritrea	7	*	7	5	*	24	*	12	*	9	*	7	7	7	50	67	2%
13	21	Azerbaijan	5	*	*	6	*	20	*	6	9	5	7	*	7	9	45	60	2%
35	38	Sudan	7	*	*	*	*	19	5	7	*	5	*	5	6	5	41	53	2%
698	877	Others	70	68	87	62	79	366	74	74	79	85	71	70	117	129	699	995	34%
1.657	2.121	Total	179	193	191	184	178	925	197	261	232	230	216	223	343	460	2.162	2.908	100%

* To conceal the lowest figures, all values between 0 and 4 are replaced by asterisk.

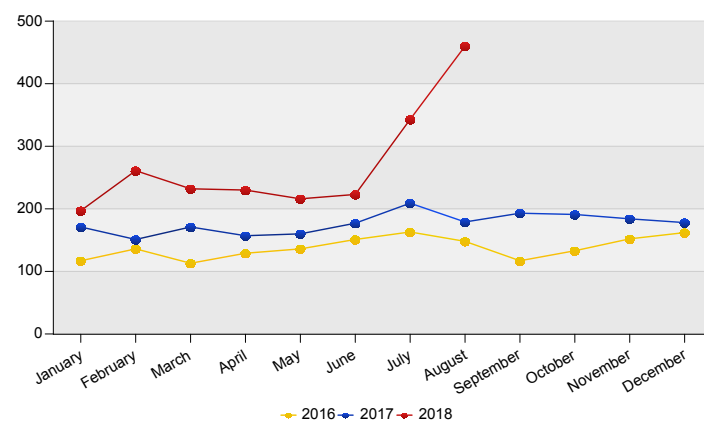
Top Repeated asylum applications in The Netherlands August 2018

	Country of citizenship		%
1	Iraq	126	27%
2	Afghanistan	90	20%
3	Iran (Islamic Republic of)	48	10%
4	Syrian Arab Republic	20	4%
5	Stateless	12	3%
	Others	164	36%
Total August 2018		460	100%

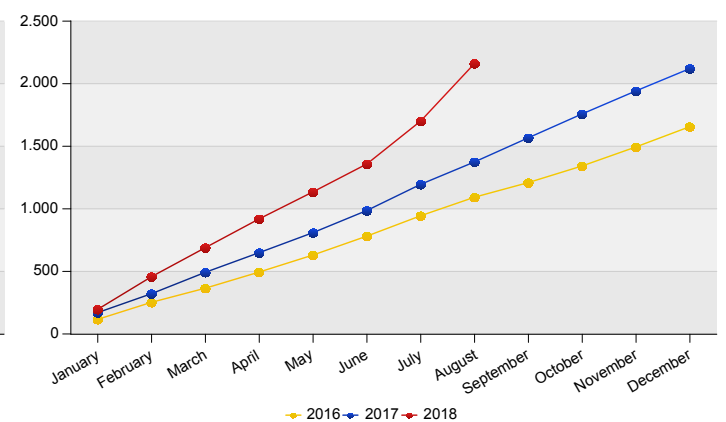
Top Nationalities repeated asylum applications last twelve months
Period: Sep 2017 - Aug 2018
Number of repeated asylum applications: 2.908



Repeated asylum applications in The Netherlands



Cumulative development of repeated asylum applications in The Netherlands



Influx of family reunification in The Netherlands (Council Directive 2003/86/EC Chapter V)
 Source: METIS

Top 10 Last thirteen months Influx of family reunification in The Netherlands

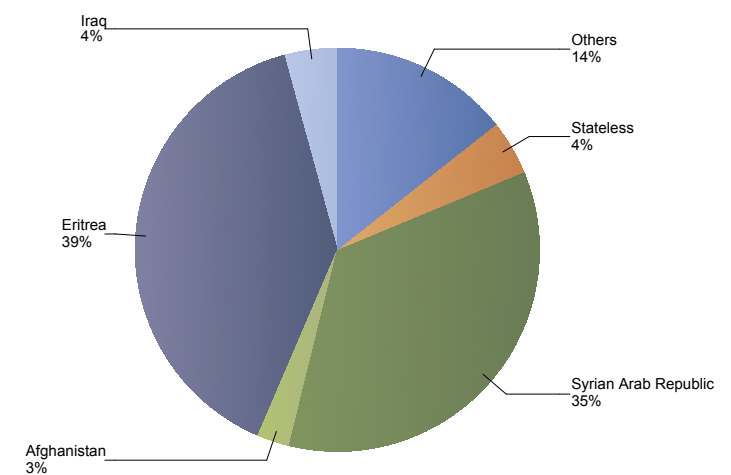
Total 2016	Total 2017	Country of citizenship	2017					2018												Last 12 months	Perc
			Aug	Sep	Oct	Nov	Dec	Total	Jan	Feb	Mar	Apr	May	Jun	Jul	Aug	Total				
1.312	2.881	Eritrea	177	187	267	400	462	1.493	349	287	278	182	339	248	231	154	2.068	3.384	39%		
8.397	8.582	Syrian Arab Republic	400	384	453	338	297	1.872	207	219	231	240	244	159	156	96	1.552	3.024	35%		
1.139	1.458	Stateless	60	56	45	35	50	246	25	30	30	15	31	18	28	13	190	376	4%		
122	445	Iraq	42	41	43	51	55	232	18	43	32	12	17	22	26	6	176	366	4%		
63	86	Afghanistan	*	*	14	*	15	36	10	13	33	27	29	14	40	23	189	224	3%		
43	121	Iran (Islamic Republic of)	6	7	15	32	21	81	22	7	23	17	10	5	5	11	100	175	2%		
102	305	Unknown	24	12	14	9	15	74	24	13	28	18	20	6	9	6	124	174	2%		
249	107	Somalia	*	*	9	*	9	26	7	16	21	36	27	11	6	13	137	162	2%		
18	47	Yemen	12	5	7	10	8	42	*	11	12	9	18	13	20	17	103	133	2%		
31	86	Pakistan	7	*	11	6	19	47	18	8	*	7	*	14	*	*	58	98	1%		
338	372	Others	23	41	29	48	44	185	15	59	41	56	76	24	38	23	332	494	6%		
11.814	14.490	Total	753	744	907	935	995	4.334	698	706	732	619	815	534	563	362	5.029	8.610	100%		

* To conceal the lowest figures, all values between 0 and 4 are replaced by asterisk.

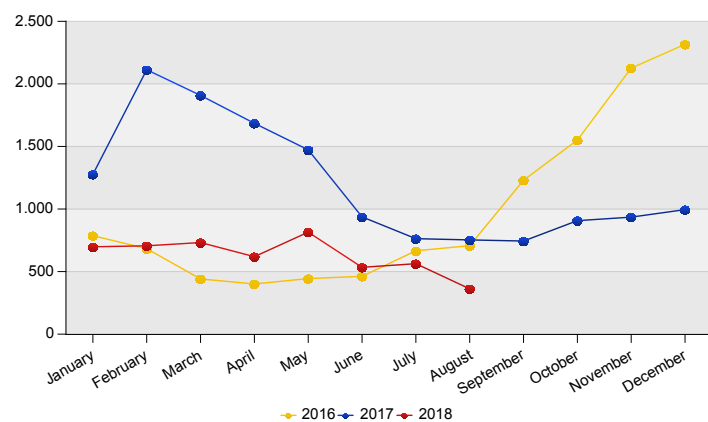
Top Influx of family reunification in The Netherlands August 2018

	Country of citizenship		%
1	Eritrea	154	43%
2	Syrian Arab Republic	96	27%
3	Afghanistan	23	6%
4	Yemen	17	5%
5	Somalia	13	4%
6	Stateless	13	4%
	Others	46	13%
Total August 2018		362	100%

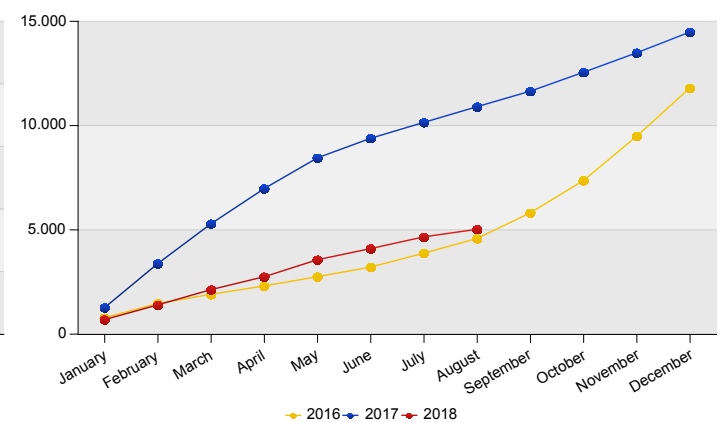
Top Nationalities Influx of family reunification last twelve months
 Period: Sep 2017 - Aug 2018
 Number of influx family reunification: 8.610



Influx of family reunification in The Netherlands



Cumulative development of Influx of family reunification in The Netherlands



Influx of indicated unaccompanied minor asylum seekers in The Netherlands
Source: METIS

Top 10 Unaccompanied minor asylum applications in The Netherlands

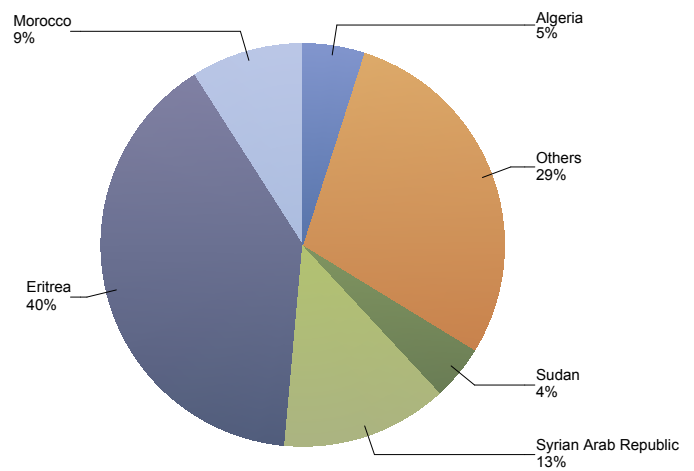
Total 2016	Total 2017	Country of citizenship	2017						2018												Last 12 months	Perc
			Aug	Sep	Oct	Nov	Dec	Total	Jan	Feb	Mar	Apr	May	Jun	Jul	Aug	Total					
773	479	Eritrea	45	48	23	17	40	173	45	26	59	58	62	32	58	30	370	498	40%			
181	135	Syrian Arab Republic	18	18	13	11	7	67	15	7	11	12	10	22	15	27	119	168	13%			
68	74	Morocco	7	11	8	11	10	47	6	6	11	*	10	11	16	11	74	114	9%			
61	54	Algeria	5	*	9	10	13	37	*	*	*	*	*	*	10	6	30	62	5%			
23	59	Sudan	7	12	8	*	*	33	*	*	5	*	*	*	11	7	29	55	4%			
34	47	Guinea	*	*	7	6	6	21	*	*	5	*	*	*	*	6	27	47	4%			
35	22	Iraq	*	*	6	*	*	13	*	*	*	*	*	*	*	7	28	38	3%			
195	65	Afghanistan	*	*	5	6	*	20	*	*	*	*	*	*	*	*	17	34	3%			
38	30	Albania	*	*	5	*	*	12	*	*	*	*	*	6	5	*	19	29	2%			
21	20	Gambia	*	*	*	5	*	13	*	*	*	*	*	*	*	7	14	26	2%			
36	23	Unknown	*	*	*	*	*	11	*	*	*	*	*	*	*	6	16	26	2%			
242	173	Others	15	21	21	16	21	94	7	9	*	9	20	11	14	12	84	163	13%			
1.707	1.181	Total	108	122	106	90	115	541	90	60	104	90	124	92	143	124	827	1.260	100%			

* To conceal the lowest figures, all values between 0 and 4 are replaced by asterisk.

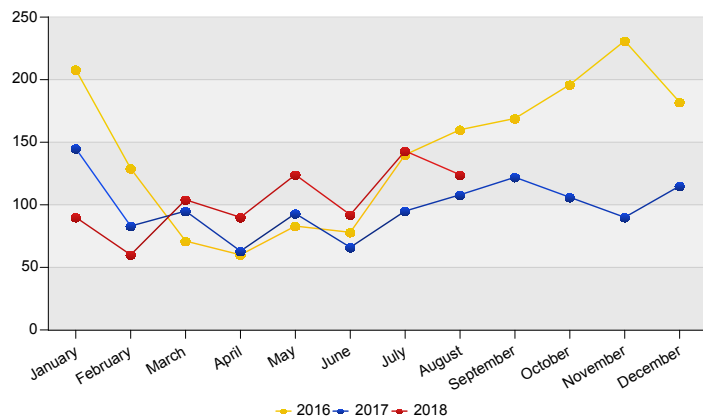
Top Unaccompanied minor asylum applications in The Netherlands August 2018

	Country of citizenship		%
1	Eritrea	30	24%
2	Syrian Arab Republic	27	22%
3	Morocco	11	9%
4	Gambia	7	6%
5	Iraq	7	6%
6	Sudan	7	6%
7	Algeria	6	5%
8	Guinea	6	5%
9	Unknown	6	5%
	Others	17	14%
Total August 2018		124	100%

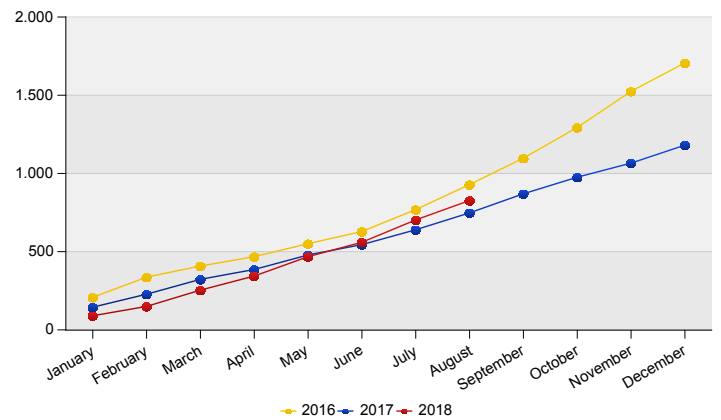
Top Nationalities unaccompanied minor asylum applications last twelve months
Period: Sep 2017 - Aug 2018
Number of unaccompanied minor asylum applications: 1.260



Unaccompanied minor asylum applications in The Netherlands



Cumulative development of Unaccompanied minor asylum applications in The Netherlands



Monthly First Asylum Applications in The Netherlands in 2018

Source: METIS

Country of citizenships	Jan	Feb	Mar	Apr	May	Jun	Jul	Aug	2018	Total 2017	Total 2016 **
Afghanistan	22	18	24	21	22	24	27	48	206	322	1.026
Albania	21	8	18	24	27	20	17	128	263	365	1.664
Algeria	89	91	109	89	79	62	95	126	740	891	980
Angola	*	6	7	*	*	*	*	*	24	27	15
Antigua and Barbuda	*	*	*	*	*	*	*	*	*	*	*
Argentina	*	*	*	*	*	*	*	*	*	*	*
Armenia	*	*	5	8	13	6	10	5	52	109	48
Australia	*	*	*	*	*	*	*	*	*	*	*
Austria	*	*	*	*	*	*	*	*	*	*	*
Azerbaijan	13	10	21	22	13	31	29	28	167	113	66
Bahamas	*	*	*	*	*	*	*	*	*	*	*
Bahrain	*	*	*	*	*	*	*	*	*	8	*
Bangladesh	*	*	*	*	5	*	*	*	16	18	21
Belarus	*	*	12	*	32	35	25	33	141	103	21
Belgium	*	*	*	*	*	*	*	*	*	*	*
Benin	*	*	*	*	*	*	*	*	6	13	7
Bosnia and Herzegovina	5	*	*	*	*	*	*	*	20	67	295
Botswana	*	*	*	*	*	*	*	*	*	*	*
Brazil	*	*	*	*	*	*	*	*	6	10	*
Bulgaria	*	*	*	*	*	*	*	*	*	*	*
Burkina Faso	*	*	*	*	*	*	*	*	*	8	11
Burundi	*	*	*	*	*	*	*	*	10	29	24
Cambodia	*	*	*	*	*	*	*	*	*	*	*
Cameroon	*	*	5	*	*	*	*	*	20	39	18
Canada	*	*	*	*	*	*	*	*	*	*	*
Cape Verde	*	*	*	*	*	*	*	*	*	*	*
Central African Republic	*	*	*	*	*	*	*	*	*	*	*
Chad	*	*	*	*	*	*	*	*	13	30	5
Chile	*	*	*	*	*	*	*	*	*	*	*
China (including Hong Kong)	7	*	9	10	25	7	9	11	79	149	97
Colombia	*	*	*	*	*	*	*	*	13	36	36
Comoros	*	*	*	*	*	*	*	*	*	*	*
Congo, the Democratic Republic of the	*	*	*	*	*	*	*	*	9	13	*
Congo, the Republic of the	*	5	*	*	*	*	*	*	19	43	50
Cote d'Ivoire	7	6	*	6	*	*	*	*	32	41	30
Croatia	*	*	*	*	*	*	*	*	*	*	5
Cuba	155	*	*	*	*	*	*	*	160	256	23
Cyprus	*	*	*	*	*	*	*	*	*	*	*
Djibouti	*	*	*	*	*	*	*	*	*	*	*
Dominican Republic	*	*	*	*	*	*	*	*	*	9	*
Ecuador	*	*	*	*	*	*	*	*	*	*	*
Egypt	12	11	11	*	13	7	13	17	88	178	112
El Salvador	*	*	*	5	*	*	*	*	11	18	19
Eritrea	110	105	144	127	149	98	139	109	981	1.095	1.497
Ethiopia	9	5	*	*	10	7	*	*	43	124	156
Finland	*	*	*	*	*	*	*	*	*	*	*
Gabon	*	*	*	*	*	*	*	*	*	*	*
Gambia	22	24	20	33	30	20	37	22	208	214	131
Georgia	11	25	54	27	44	33	20	26	240	487	578
Germany	*	*	*	*	*	*	*	*	*	*	*
Ghana	*	10	*	6	*	5	5	*	40	39	15
Greece	*	*	*	*	*	*	*	*	*	*	*
Grenada	*	*	*	*	*	*	*	*	*	*	*
Guatemala	*	*	*	*	*	*	*	*	*	*	*
Guinea	20	16	22	15	16	7	20	19	135	330	111
Guinea-Bissau	*	*	*	*	*	*	*	*	10	29	11
Guyana	*	*	*	*	*	*	*	*	*	*	*
Haiti	*	*	*	*	*	*	*	*	*	*	*
Honduras	5	*	*	*	*	*	*	*	6	12	7
Hungary	*	*	*	*	*	*	*	*	*	*	*
India	*	*	8	*	6	9	8	*	39	37	45
Indonesia	*	*	*	*	*	*	*	*	*	*	*
Iran (Islamic Republic of)	89	72	68	105	85	84	166	199	868	718	884
Iraq	63	46	45	52	66	45	49	59	425	724	888
Israel	*	*	*	*	*	*	*	*	5	6	*
Italy	*	*	*	*	*	*	*	*	*	*	5
Jamaica	*	*	*	*	*	*	*	*	14	14	34
Jordan	7	*	10	11	*	*	7	5	50	34	27
Kazakhstan	*	*	*	*	*	*	*	*	6	15	23
Kenya	*	*	*	5	*	*	*	*	14	10	6

Monthly First Asylum Applications in The Netherlands in 2018

Source: METIS

Country of citizenships	Jan	Feb	Mar	Apr	May	Jun	Jul	Aug	2018	Total 2017	Total 2016 **
Korea, Democratic People's Republic of	*	*	*	*	*	*	*	*	*	*	*
Kosovo / UNSCR 1244	*	5	*	*	13	*	*	*	27	36	465
Kuwait	*	*	*	*	*	*	*	*	*	6	8
Kyrgyzstan	5	*	*	*	*	*	*	*	7	9	9
Lao People's Democratic Republic	*	*	*	*	*	*	*	*	*	*	*
Latvia	*	*	*	*	*	*	*	*	*	*	*
Lebanon	7	*	*	*	5	*	5	6	34	61	55
Liberia	*	*	5	*	*	*	*	*	17	15	11
Libyan Arab Jamahiriya	51	41	39	42	47	25	42	32	319	357	341
Lithuania	*	*	*	*	*	*	*	*	*	*	*
Malaysia	*	*	*	*	*	*	*	*	*	*	*
Maldives	*	*	*	*	*	*	*	*	*	*	*
Mali	5	6	*	*	*	*	*	*	21	60	26
Mauritania	*	*	*	*	*	*	*	*	8	18	11
Mauritius	*	*	*	*	*	*	*	*	*	*	*
Mexico	*	*	*	*	*	*	*	*	*	5	*
Moldova, Republic of	65	30	63	70	76	39	50	40	433	342	15
Mongolia	5	*	*	*	*	*	5	*	14	19	403
Montenegro	*	*	*	*	*	*	*	*	*	5	25
Morocco	87	67	90	96	86	59	93	82	660	977	1.271
Myanmar	5	*	*	*	*	*	*	5	21	28	55
Namibia	*	*	*	*	*	*	*	*	*	*	*
Nepal	*	*	*	*	*	*	*	*	*	*	13
Netherlands	*	*	*	*	*	*	*	*	*	7	13
Nicaragua	*	*	*	*	*	*	*	6	9	*	*
Niger	*	*	*	*	*	*	*	*	12	13	*
Nigeria	36	23	22	17	37	37	43	47	262	245	197
Oman	*	*	*	*	*	*	*	*	*	*	*
Pakistan	12	9	19	24	20	16	29	28	157	181	161
Palestinian Territory, Occupied	*	6	5	14	9	*	*	11	55	74	30
Panama	*	*	*	*	*	*	*	*	*	*	*
Peru	*	*	*	*	*	*	*	*	*	*	*
Philippines	*	*	*	*	*	*	*	*	*	*	*
Poland	*	*	*	*	*	*	*	*	*	*	8
Portugal	*	*	*	*	*	*	*	*	*	*	7
Romania	*	*	*	*	*	*	*	*	*	7	7
Russian Federation	24	8	32	17	27	21	27	48	204	316	124
Rwanda	*	*	*	*	*	*	*	6	10	*	15
Saint Lucia	*	*	*	*	*	*	*	*	*	*	*
Saudi Arabia	*	*	*	*	*	*	*	*	*	6	11
Senegal	*	*	*	5	5	6	6	9	40	81	47
Serbia	15	8	8	13	*	*	6	14	69	174	938
Sierra Leone	13	7	5	7	*	*	13	7	58	67	33
Singapore	*	*	*	*	*	*	*	*	*	*	*
Somalia	8	9	6	6	14	9	15	13	80	124	157
South Africa	*	*	*	*	*	*	*	*	*	12	10
South Sudan	*	*	*	*	*	*	*	*	*	*	*
Spain	*	*	*	*	*	*	*	*	*	7	*
Sri Lanka	*	5	*	6	*	*	*	*	20	46	28
Stateless	5	*	*	*	*	*	*	6	26	120	310
Sudan	12	9	25	23	21	13	30	34	167	260	191
Suriname	*	*	*	*	*	*	*	*	*	8	8
Sweden	*	*	*	*	*	*	*	*	*	*	*
Syrian Arab Republic	200	190	182	208	234	246	355	336	1.951	2.202	2.158
Taiwan	*	*	*	*	*	*	*	*	*	*	*
Tajikistan	24	16	17	8	16	14	10	16	121	59	19
Tanzania, United Republic of	*	*	*	*	*	*	*	*	*	14	10
Thailand	*	*	*	*	*	*	*	*	*	*	*
the former Yugoslav Republic of Macedonia	9	8	*	*	10	5	31	10	75	112	430
Togo	*	*	*	*	*	*	*	*	6	10	*
Trinidad and Tobago	*	*	*	6	*	*	*	*	16	34	22
Tunisia	35	41	56	37	42	18	35	34	298	172	205
Turkey	59	58	60	105	95	118	129	145	769	481	235
Turkmenistan	*	*	*	*	*	*	*	*	*	*	*
Uganda	9	6	11	*	10	*	19	16	78	72	87
Ukraine	11	7	5	12	8	10	61	28	142	139	317
United Arab Emirates	*	*	*	*	*	*	*	*	*	*	*
United Kingdom	*	*	*	*	*	*	*	*	*	5	*
United States of America	*	5	*	5	*	*	*	5	19	20	5
Unknown	68	48	25	50	57	37	78	75	438	550	457

Monthly First Asylum Applications in The Netherlands in 2018

Source: METIS

Country of citizenships	Jan	Feb	Mar	Apr	May	Jun	Jul	Aug	2018	Total 2017	Total 2016 **
Uruguay	*	*	*	*	*	*	*	*	*	*	*
Uzbekistan	*	*	*	*	*	*	*	*	*	5	6
Venezuela	5	14	15	12	10	13	13	10	92	77	27
Viet Nam	*	*	*	*	13	*	*	5	28	27	61
Yemen	16	22	13	14	20	32	75	44	236	171	45
Zambia	*	*	*	*	*	*	*	*	*	*	*
Zimbabwe	*	*	*	*	*	*	*	*	*	17	12
Other	*	*	*	*	*	*	*	*	*	*	17
Totaal	1.512	1.167	1.352	1.436	1.580	1.289	1.920	2.034	12.290	14.716	18.171

* To conceal the lowest figures, all values between 0 and 4 are replaced by asterisk.

** In May 2017 the IND has adjusted its systems to remove a small discrepancy that caused some cases to not be included in figures of (earlier versions of) this report. This adjustment may result in some small inconsistencies with reports dating from April 2017 and before. Considering the limited size of the discrepancy and to ensure consistency between reports, figures published before January 1st, 2017, will not be updated. Notwithstanding these figures, the total influx of first asylum applications in 2016 was 18,246.

Selection criterion for this table: all nationalities with at least 1 application in the current year.