



Immigratie- en Naturalisatiedienst
Ministerie van Justitie en Veiligheid

Asylum Trends

Monthly Report on Asylum Applications in The Netherlands

April 2020

Colophon

Title	Asylum Trends
Subtitle	Monthly Report on Asylum Applications in The Netherlands Recent trends
Author	Ministry of Justice and Security Immigration and Naturalisation Service (IND) IND Business Information Centre (BIC) Rijnstraat 8 2515 XP Den Haag Postbus 16275 2500 BG Den Haag

Migratie in beweging



EUROPESE UNIE
Het Fonds voor asiel,
migratie en integratie

Contents

<i>Colophon</i>	2
-----------------	---

Asylum applications in The Netherlands

Total asylum applications in The Netherlands	4
First asylum applications in The Netherlands	5
Repeated asylum applications in The Netherlands	6
Family reunification in The Netherlands	7
Unaccompanied minor asylum seekers in The Netherlands	8
Monthly first asylum applications in The Netherlands	9

Appendix

Appendix: Relocation and Resettlement

Appendix: Eurostat

Total asylum influx in The Netherlands (first applications, repeated applications, family reunification influx)
Source: METIS

Top 10 Last thirteen months **total** asylum applications in The Netherlands

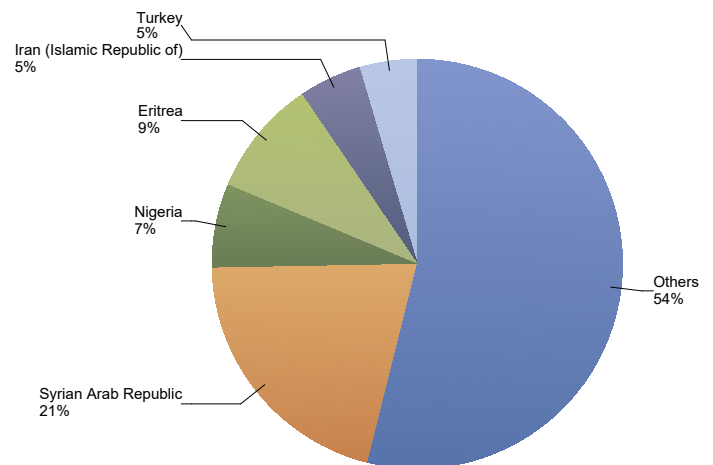
Total 2018	Total 2019	Country of citizenship	2019										2020					Last 12 months	Perc
			Apr	May	Jun	Jul	Aug	Sep	Oct	Nov	Dec	Total	Jan	Feb	Mar	Apr	Total		
5.203	5.199	Syrian Arab Republic	337	288	392	423	417	604	601	499	721	4.282	675	491	261	127	1.554	5.499	21%
3.953	2.365	Eritrea	122	162	272	299	165	211	186	191	245	1.853	303	253	75	61	692	2.423	9%
659	2.206	Nigeria	231	254	218	243	188	189	128	125	124	1.700	109	99	59	9	276	1.745	7%
2.422	1.857	Iran (Islamic Republic of)	220	183	161	132	145	125	99	90	1.280	110	79	29	30	248	1.308	5%	
1.382	1.357	Turkey	124	102	105	174	112	100	125	71	128	1.041	90	108	82	9	289	1.206	5%
1.336	1.317	Algeria	124	68	82	87	84	126	145	124	114	954	152	102	57	19	330	1.160	4%
1.163	1.191	Morocco	106	90	97	112	95	93	105	67	93	858	109	81	59	16	265	1.017	4%
1.207	893	Afghanistan	67	95	58	75	91	84	75	59	87	691	112	77	57	13	259	883	3%
659	852	Yemen	65	49	52	74	71	93	83	75	105	667	88	65	68	39	260	862	3%
852	1.222	Moldova, Republic of	71	62	25	13	82	66	203	367	5	894	*	5	*	7	830	3%	
11.544	10.976	Others	869	841	887	999	897	938	916	891	872	8.110	840	788	494	122	2.244	9.485	36%
30.380	29.435	Total	2.336	2.194	2.349	2.631	2.347	2.629	2.692	2.568	2.584	22.330	2.589	2.148	1.242	445	6.424	26.418	100%

* To conceal the lowest figures, all values between 0 and 4 are replaced by asterisk.

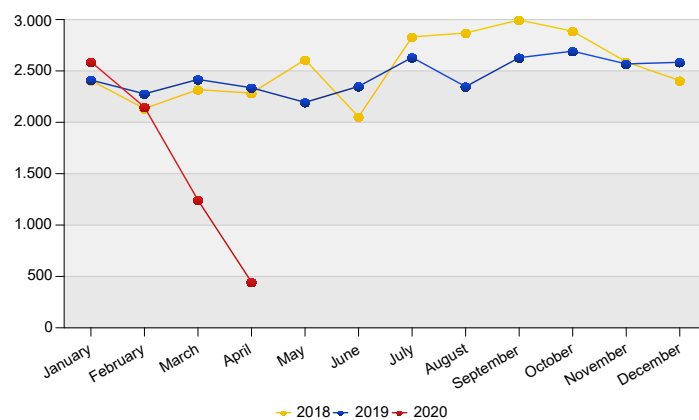
Top Total asylum applications in The Netherlands April 2020

	Country of citizenship		%
1	Syrian Arab Republic	127	29%
2	Eritrea	61	14%
3	Yemen	39	9%
4	Iran (Islamic Republic of)	30	7%
5	Unknown	25	6%
6	Algeria	19	4%
7	Morocco	16	4%
8	Stateless	16	4%
9	Iraq	14	3%
10	Afghanistan	13	3%
11	Nigeria	9	2%
12	Turkey	9	2%
	Others	67	15%
Total April 2020		445	100%

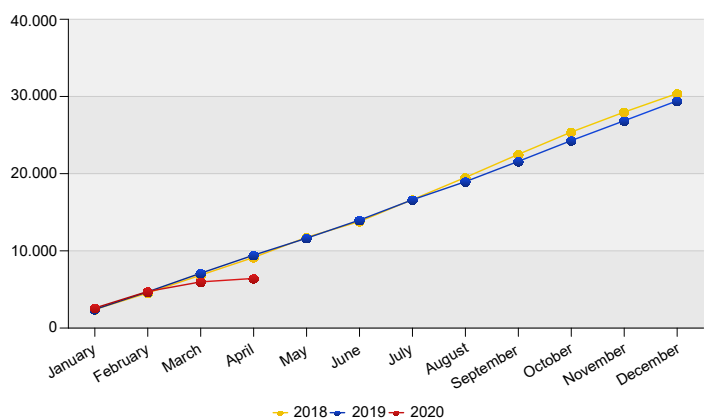
Top Nationalities total applications last twelve months
Period: May 2019 - Apr 2020
Number of total asylum applications: 26.418



Total asylum applications in The Netherlands



Cumulative development of total asylum applications in The Netherlands



First asylum applications in The Netherlands
Source: METIS

Top 10 Last thirteen months **first** asylum applications in The Netherlands

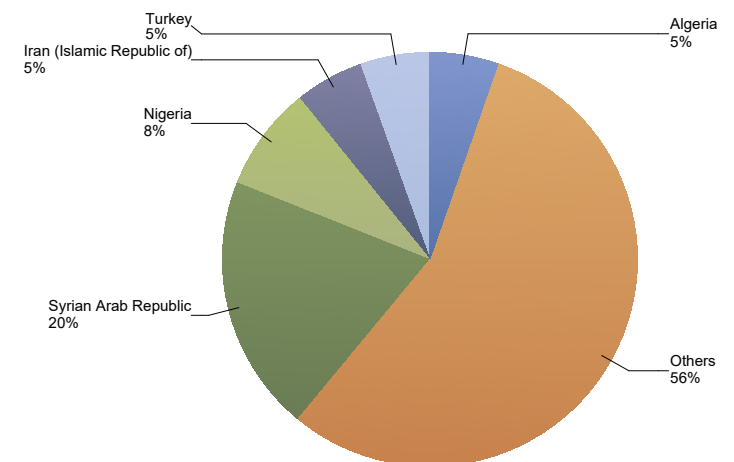
Total 2018	Total 2019 **	Country of citizenship	2019												2020					Last 12 months	Perc
			Apr	May	Jun	Jul	Aug	Sep	Oct	Nov	Dec	Total	Jan	Feb	Mar	Apr	Total				
2.956	3.675	Syrian Arab Republic	247	196	281	302	344	466	401	343	520	3.100	562	317	218	69	1.166	4.019	20%		
558	2.102	Nigeria	227	242	207	236	177	176	121	120	114	1.620	98	84	51	8	241	1.634	8%		
1.301	1.251	Turkey	116	90	97	154	106	86	113	68	123	953	82	96	77	7	262	1.099	5%		
1.869	1.534	Iran (Islamic Republic of)	186	147	134	106	131	107	105	83	66	1.065	87	58	21	26	192	1.071	5%		
1.267	1.211	Algeria	107	58	75	71	77	122	131	121	111	873	143	92	52	17	304	1.070	5%		
1.066	1.062	Morocco	90	79	83	92	85	86	93	60	85	753	99	75	56	15	245	908	5%		
831	1.207	Moldova, Republic of	71	58	22	13	82	66	203	365	5	885	*	*	*		6	820	4%		
678	870	Unknown	30	61	73	101	62	88	105	64	80	664	73	41	41	23	178	812	4%		
528	645	Yemen	58	36	31	52	42	53	63	54	88	477	51	31	54	20	156	575	3%		
737	621	Iraq	52	53	57	69	33	50	41	56	54	465	61	30	18	13	122	535	3%		
8.562	8.355	Others	678	624	623	763	741	732	716	739	688	6.304	700	680	433	75	1.888	7.514	37%		
20.353	22.533	Total	1.862	1.644	1.683	1.959	1.880	2.032	2.092	2.073	1.934	17.159	1.957	1.508	1.022	273	4.760	20.057	100%		

* To conceal the lowest figures, all values between 0 and 4 are replaced by asterisk.

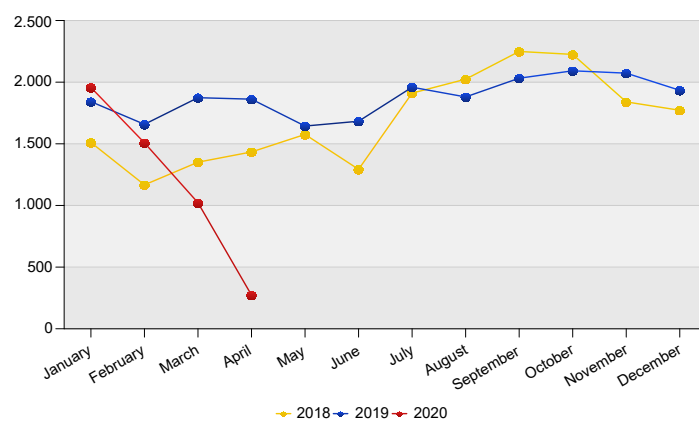
Top First asylum applications in The Netherlands
April 2020

	Country of citizenship		%
1	Syrian Arab Republic	69	25%
2	Iran (Islamic Republic of)	26	10%
3	Unknown	23	8%
4	Yemen	20	7%
5	Algeria	17	6%
6	Morocco	15	5%
7	Iraq	13	5%
8	Nigeria	8	3%
9	Afghanistan	7	3%
10	Turkey	7	3%
11	Eritrea	5	2%
12	Georgia	5	2%
13	Tunisia	5	2%
14	Uganda	5	2%
	Others	48	18%
Total April 2020		273	100%

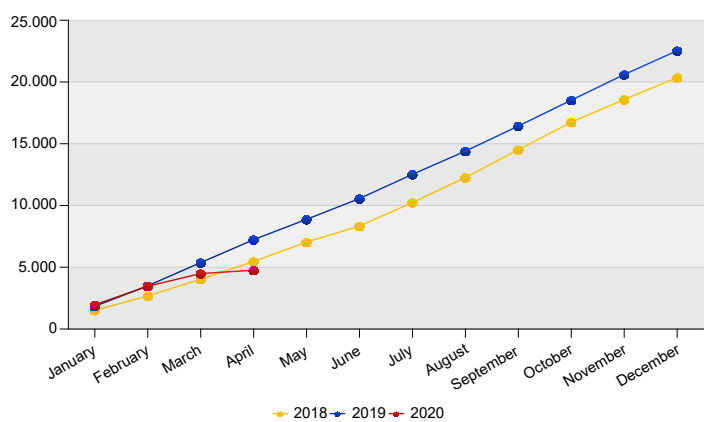
Top Nationalities first applications last twelve months
Period: May 2019 - Apr 2020
Number of first asylum applications: 20.057



First asylum applications in The Netherlands



Cumulative development of first asylum applications in The Netherlands



Repeated asylum applications in The Netherlands

Source: METIS

Top 10 Last thirteen months repeated asylum applications in The Netherlands

Total 2018	Total 2019	Country of citizenship	2019												2020					Last 12 months	Perc
			Apr	May	Jun	Jul	Aug	Sep	Oct	Nov	Dec	Total	Jan	Feb	Mar	Apr	Total				
634	354	Afghanistan	37	44	33	40	23	14	25	13	17	246	29	27	13	5	74	283	14%		
658	303	Iraq	32	27	32	12	17	21	9	19	16	185	12	16	9	*	38	191	9%		
432	261	Iran (Islamic Republic of)	32	33	22	16	7	16	18	12	13	169	20	18	5	*	46	183	9%		
110	161	Syrian Arab Republic	18	15	11	14	6	*	17	11	13	109	*	8	*	*	17	108	5%		
95	127	Morocco	16	11	14	20	10	7	12	5	8	103	10	6	*	*	20	107	5%		
92	95	Nigeria	*	12	8	7	9	13	7	5	9	72	11	15	8	*	35	105	5%		
68	106	Algeria	17	10	7	16	7	*	14	*	*	81	9	10	5	*	26	90	4%		
105	85	Eritrea	7	11	12	*	*	*	7	*	9	59	6	10	*	*	18	70	3%		
103	67	Somalia	5	9	8	6	*	8	*	*	5	49	*	*	*	*	10	54	3%		
62	62	Libyan Arab Jamahiriya	*	16	7	*	*	*	5	*	*	40	*	*	*	*	9	45	2%		
43	46	Pakistan	5	7	*	*	*	6	*	*	10	35	6	*	*	*	10	40	2%		
1.162	1.056	Others	83	98	94	74	63	75	78	57	65	687	51	48	41	6	146	750	37%		
3.564	2.723	Total	258	293	249	213	149	173	199	133	168	1.835	166	167	93	23	449	2.026	100%		

* To conceal the lowest figures, all values between 0 and 4 are replaced by asterisk.

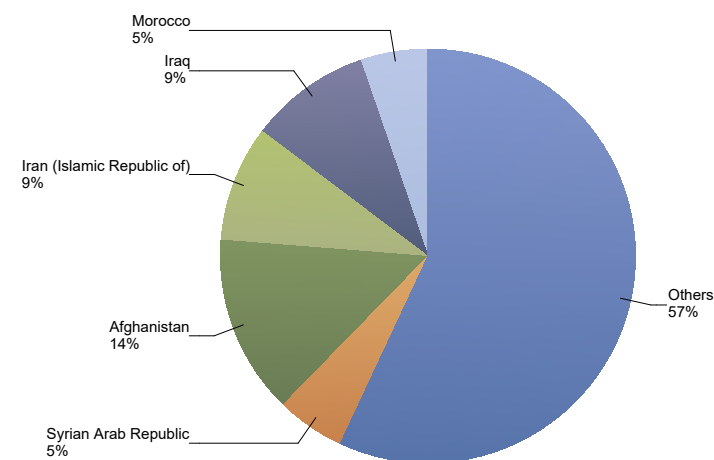
Top Repeated asylum applications in The Netherlands April 2020

	Country of citizenship		%
1	Afghanistan	5	22%
2	Iran (Islamic Republic of)	*	13%
3	Syrian Arab Republic	*	13%
4	Algeria	*	9%
5	Kosovo / UNSCR 1244	*	9%
6	Gambia	*	4%
7	Georgia	*	4%
8	Iraq	*	4%
9	Morocco	*	4%
10	Nigeria	*	4%
11	Somalia	*	4%
12	Turkey	*	4%
13	Yemen	*	4%
	Others	*	0%
Total April 2020		23	100%

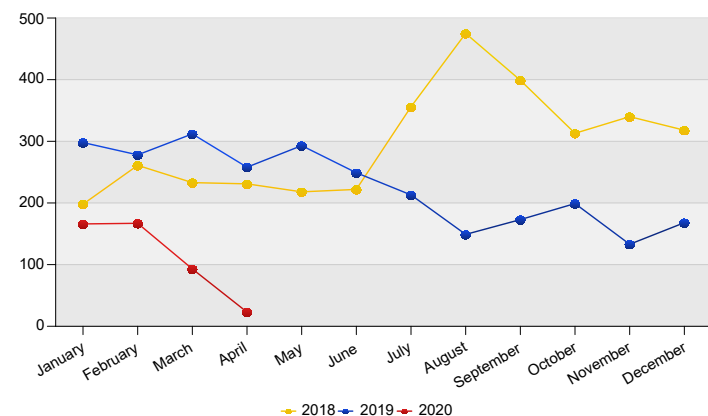
Top Nationalities repeated asylum applications last twelve months

Period: May 2019 - Apr 2020

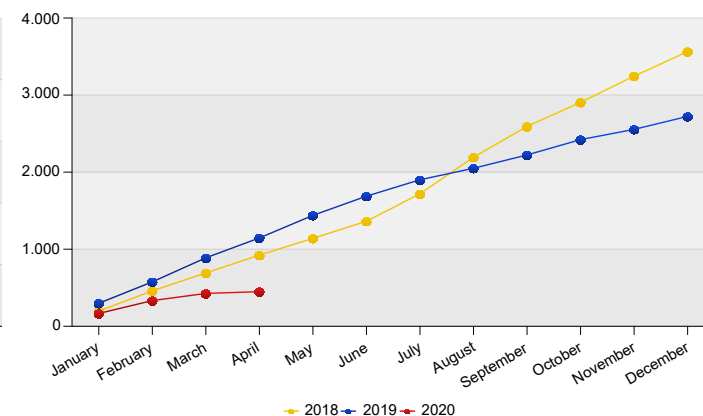
Number of repeated asylum applications: 2.026



Repeated asylum applications in The Netherlands



Cumulative development of repeated asylum applications in The Netherlands



Influx of family reunification in The Netherlands (Council Directive 2003/86/EC Chapter V)
Source: METIS

Top 10 Last thirteen months Influx of family reunification in The Netherlands

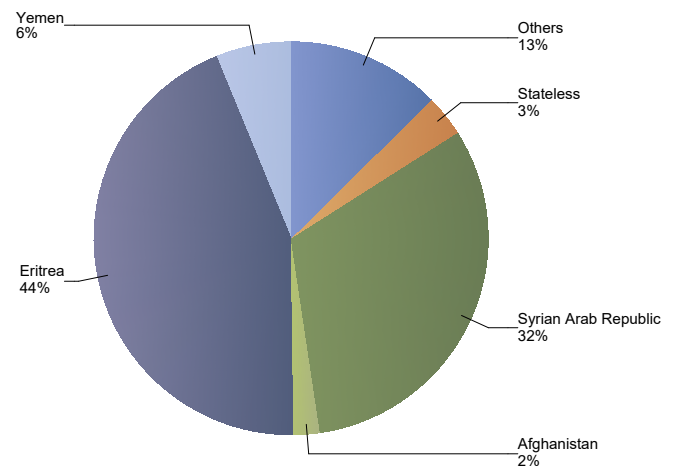
Total 2018	Total 2019	Country of citizenship	2019												2020					Last 12 months	Perc
			Apr	May	Jun	Jul	Aug	Sep	Oct	Nov	Dec	Total	Jan	Feb	Mar	Apr	Total				
2.564	1.779	Eritrea	84	110	225	248	129	165	124	144	196	1.425	261	198	52	56	567	1.908	44%		
2.137	1.363	Syrian Arab Republic	72	77	100	107	67	134	183	145	188	1.073	109	166	41	55	371	1.372	32%		
129	201	Yemen	7	13	21	22	25	40	20	21	16	185	36	33	*	18	91	269	6%		
238	142	Stateless	7	5	14	16	17	*	20	16	13	112	9	15	5	13	42	147	3%		
248	102	Afghanistan	*	15	*	6	10	20	*	7	8	73	5	9	6	*	21	93	2%		
52	76	Turkey	7	7	6	17	5	8	11	*	*	68	6	9	*	*	20	81	2%		
193	91	Iraq	6	10	19	5	6	6	5	*	17	77	*	7	*	*	9	80	2%		
73	68	Pakistan	*	7	*	13	19	13	*	5	*	60	*	7	*	*	7	67	2%		
121	62	Iran (Islamic Republic of)	*	*	5	10	7	*	*	*	11	46	*	*	*	*	10	54	1%		
178	54	Somalia	8	*	*	*	5	7	7	*	9	43	7	*	*	*	12	47	1%		
530	241	Others	22	8	22	15	28	25	23	11	20	174	28	23	10	*	65	217	5%		
6.463	4.179	Total	216	257	417	459	318	424	401	362	482	3.336	466	473	127	149	1.215	4.335	100%		

* To conceal the lowest figures, all values between 0 and 4 are replaced by asterisk.

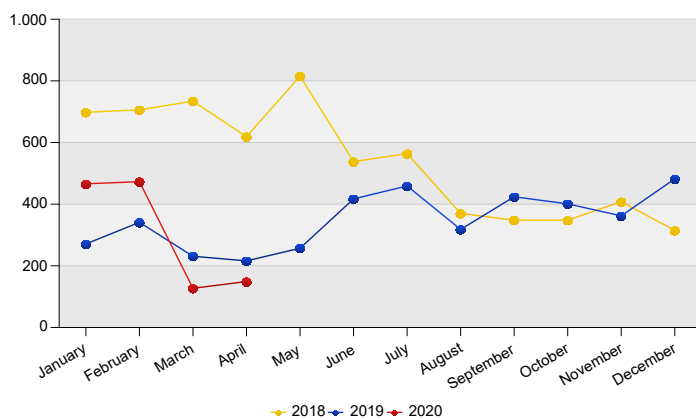
Top Influx of family reunification in The Netherlands April 2020

Country of citizenship		%
1 Eritrea	56	38%
2 Syrian Arab Republic	55	37%
3 Yemen	18	12%
4 Stateless	13	9%
5 Unknown	*	1%
Others	5	3%
Total April 2020	149	100%

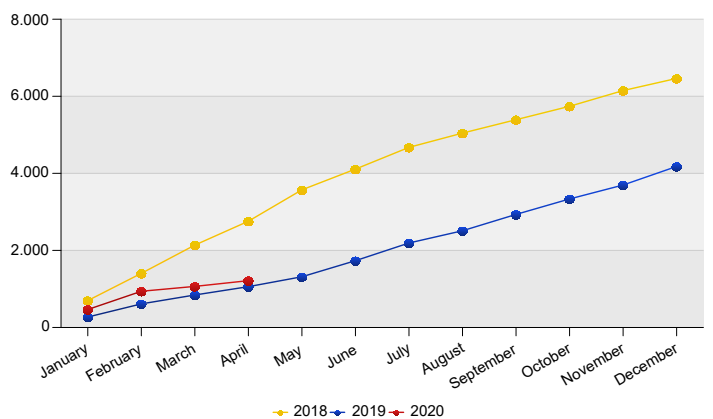
Top Nationalities Influx of family reunification last twelve months
Period: May 2019 - Apr 2020
Number of influx family reunification: 4.335



Influx of family reunification in The Netherlands



Cumulative development of Influx of family reunification in The Netherlands



Influx of indicated unaccompanied minor asylum seekers in The Netherlands
Source: METIS

Top 10 Unaccompanied minor asylum applications in The Netherlands

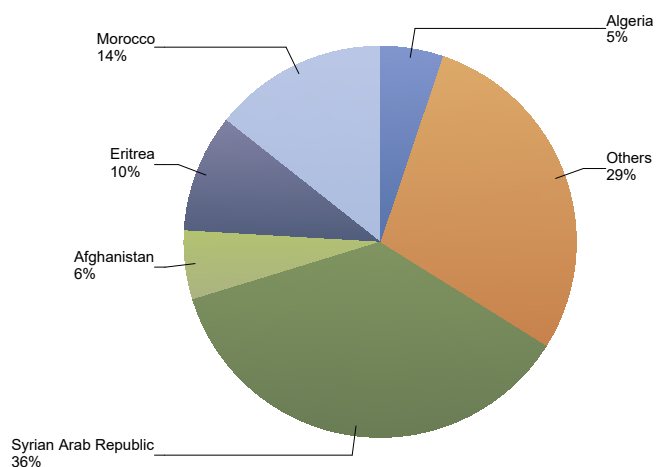
Total 2018	Total 2019	Country of citizenship	2019												2020					Last 12 months	Perc
			Apr	May	Jun	Jul	Aug	Sep	Oct	Nov	Dec	Total	Jan	Feb	Mar	Apr	Total				
172	308	Syrian Arab Republic	17	11	22	26	31	41	28	28	28	56	260	58	28	19	*	109	352	36%	
145	163	Morocco	13	10	12	14	24	7	16	8	13	117	11	10	12	*	35	139	14%		
428	111	Eritrea	7	6	15	8	6	5	18	7	15	87	7	*	*	*	14	94	10%		
31	56	Afghanistan	*	*	*	*	6	10	8	7	7	44	*	7	5	*	12	55	6%		
55	68	Algeria	*	*	*	*	*	*	7	5	14	38	6	*	*	*	14	50	5%		
69	64	Iraq	5	5	*	5	*	*	5	6	*	33	8	5	*	*	14	42	4%		
26	35	Unknown	*	*	*	*	*	*	5	*	*	26	5	*	*	*	8	31	3%		
14	26	Somalia	*	*	*	*	*	*	5	*	*	19	*	*	*	*	7	24	2%		
12	23	Yemen	*	*	*	*	*	*	*	*	*	18	*	*	*	*	7	21	2%		
28	23	Gambia	*	*	*	*	*	*	*	5	*	17	*	*	*	*	*	19	2%		
26	10	Sudan	*	*	*	*	*	*	*	*	*	9	*	*	5	*	10	18	2%		
219	159	Others	12	10	14	15	10	12	14	9	15	111	12	5	7	*	24	123	13%		
1.225	1.046	Total	67	51	77	79	90	90	107	85	133	779	113	69	63	11	256	968	100%		

* To conceal the lowest figures, all values between 0 and 4 are replaced by asterisk.

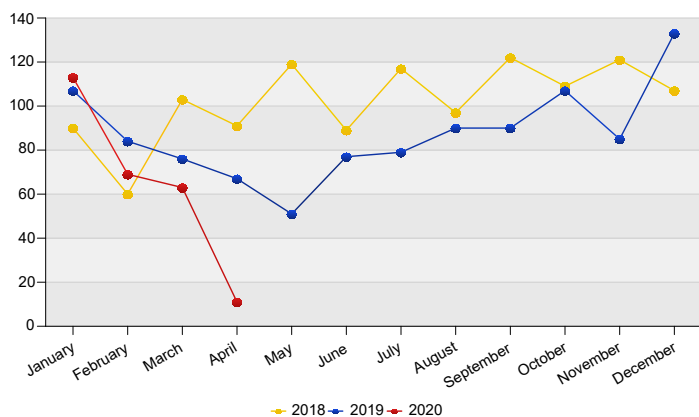
Top Unaccompanied minor asylum applications in The Netherlands April 2020

Country of citizenship	%
1 Syrian Arab Republic	* 36%
2 Algeria	* 18%
3 Morocco	* 18%
4 Eritrea	* 9%
5 Somalia	* 9%
6 Unknown	* 9%
Others	* 0%
Total April 2020	11 100%

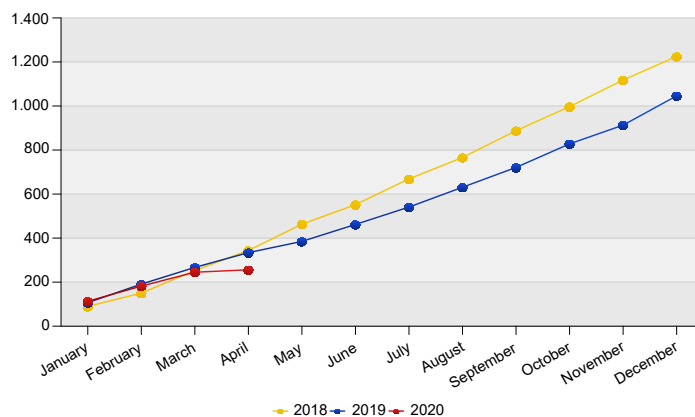
Top Nationalities unaccompanied minor asylum applications last twelve months
Period: May 2019 - Apr 2020
Number of unaccompanied minor asylum applications: 968



Unaccompanied minor asylum applications in The Netherlands



Cumulative development of Unaccompanied minor asylum applications in The Netherlands





Monthly First Asylum Applications in The Netherlands in 2020

Source: METiS

Country of citizenships	Jan	Feb	Mar	Apr	2019	2020	Total 2018	Total 2017
Afghanistan	78	41	38	7	437	164	325	322
Albania	5	23	*	*	192	32	551	365
Algeria	143	92	52	17	1.211	304	1.267	891
Angola	*	*	*	*	56	8	30	27
Argentina	*	*	*	*	*	*	*	*
Armenia	5	7	*	*	72	13	62	109
Australia	*	*	*	*	*	*	*	*
Austria	*	*	*	*	*	*	*	*
Azerbaijan	34	26	14	*	375	74	239	113
Bahrain	*	*	*	*	*	*	5	8
Bangladesh	5	*	*	*	20	8	22	18
Belarus	7	7	10	*	165	25	252	103
Belgium	*	*	*	*	*	*	*	*
Benin	*	*	*	*	*	*	11	13
Bosnia and Herzegovina	*	*	*	*	72	*	49	67
Brazil	*	*	*	*	8	*	7	10
Bulgaria	*	*	*	*	*	*	*	*
Burkina Faso	*	*	*	*	8	*	6	8
Burundi	*	*	*	*	*	*	11	29
Cambodia	*	*	*	*	*	*	*	*
Cameroon	*	*	8	*	49	15	28	39
Canada	*	*	*	*	*	*	*	*
Cape Verde	*	*	*	*	*	*	*	*
Central African Republic	*	*	*	*	*	*	*	*
Chad	*	*	*	*	22	5	36	30
Chile	*	*	*	*	*	*	*	*
China (including Hong Kong)	14	9	*	*	155	27	164	149
Colombia	16	32	39	*	158	88	44	36
Comoros	*	*	*	*	*	*	*	*
Congo, the Democratic Republic of the	*	*	*	*	10	*	14	13
Congo, the Republic of the	*	*	*	*	43	8	27	43
Costa Rica	*	*	*	*	*	*	*	*
Cote d'Ivoire	6	*	*	*	49	12	51	41
Croatia	*	*	*	*	*	*	*	*
Cuba	*	*	*	*	18	*	162	256
Czech Republic	5	*	*	*	*	5	*	*
Djibouti	*	*	*	*	*	*	5	*
Dominica	*	*	*	*	*	*	*	*
Dominican Republic	*	*	*	*	9	5	7	9
East Timor	*	*	*	*	8	*	*	*
Ecuador	*	*	*	*	*	*	*	*
Egypt	19	9	16	*	190	48	149	178
El Salvador	6	8	12	*	34	26	21	18
Eritrea	36	45	21	5	501	107	1.284	1.095
Estonia	*	*	*	*	*	*	*	*
Ethiopia	10	*	5	*	92	20	54	124
France	*	*	*	*	7	*	*	*
Gabon	*	*	*	*	*	*	*	*
Gambia	30	31	13	*	539	74	351	214
Georgia	21	34	7	5	326	67	350	487
Germany	*	*	*	*	9	*	5	*
Ghana	6	*	*	*	89	13	80	39
Greece	*	*	*	*	5	*	*	*
Grenada	*	*	*	*	*	*	*	*



Monthly First Asylum Applications in The Netherlands in 2020

Source: METiS

Country of citizenships	Jan	Feb	Mar	Apr	2019	2020	Total 2018	Total 2017
Guatemala	*	*	*	*	*	*	*	*
Guinea	16	15	8	*	195	40	242	330
Guinea-Bissau	*	*	*	*	28	*	17	29
Guyana	*	*	*	*	*	*	*	*
Haiti	*	*	*	*	7	*	*	*
Honduras	*	*	*	*	10	*	7	12
Hungary	*	*	*	*	*	*	*	*
India	5	*	*	*	49	8	49	37
Indonesia	*	*	*	*	8	6	8	*
Iran (Islamic Republic of)	87	58	21	26	1.534	192	1.869	718
Iraq	61	30	18	13	621	122	737	724
Israel	*	*	*	*	*	*	6	6
Italy	*	*	*	*	7	*	*	*
Jamaica	*	*	*	*	19	*	16	14
Japan	*	*	*	*	*	*	*	*
Jordan	21	7	*	*	116	31	74	34
Kazakhstan	*	*	*	*	36	*	17	15
Kenya	*	*	*	*	5	6	17	10
Korea, Democratic People's Republic of	*	*	*	*	*	*	*	*
Korea, Republic of	*	*	*	*	*	*	*	*
Kosovo / UNSCR 1244	11	*	*	*	56	16	36	36
Kuwait	*	*	*	*	6	*	*	6
Kyrgyzstan	*	*	*	*	16	*	10	9
Lebanon	6	25	9	*	119	40	71	61
Liberia	*	*	*	*	29	6	22	15
Libyan Arab Jamahiriya	36	17	9	*	304	63	462	357
Lithuania	*	*	*	*	*	*	*	*
Madagascar	*	*	*	*	*	*	*	*
Maldives	*	*	*	*	*	*	*	*
Mali	5	*	*	*	42	13	37	60
Mauritania	*	*	*	*	12	*	10	18
Mauritius	*	*	*	*	*	*	*	*
Mexico	*	5	*	*	5	5	*	5
Moldova, Republic of	*	*	*	*	1.207	6	831	342
Mongolia	*	*	*	*	14	*	23	19
Montenegro	*	*	*	*	21	*	*	5
Morocco	99	75	56	15	1.062	245	1.066	977
Myanmar	*	11	*	*	28	13	32	28
Namibia	*	*	*	*	*	*	*	*
Nauru	*	*	*	*	*	*	*	*
Nepal	*	*	*	*	8	*	*	*
Netherlands	*	*	*	*	*	*	8	7
Nicaragua	*	*	*	*	37	*	30	*
Niger	*	*	6	*	56	14	24	13
Nigeria	98	84	51	8	2.102	241	558	245
Norway	*	*	*	*	*	*	*	*
Oman	*	*	*	*	*	*	*	*
Pakistan	42	41	15	*	397	102	309	181
Palestinian Territory, Occupied	*	*	*	*	40	*	79	74
Peru	*	*	*	*	11	7	*	*
Philippines	*	*	*	*	*	*	*	*
Poland	*	*	*	*	*	*	*	*
Portugal	*	*	*	*	*	*	*	*
Qatar	*	*	*	*	*	*	*	*



Monthly First Asylum Applications in The Netherlands in 2020

Source: METiS

Country of citizenships	Jan	Feb	Mar	Apr	2019	2020	Total 2018	Total 2017
Republic of North Macedonia	23	21	5	*	264	49	*	*
Russian Federation	24	19	19	*	398	64	294	316
Rwanda	*	*	*	*	5	*	20	*
Saint Lucia	*	*	*	*	*	*	*	*
Saint Vincent and the Grenadines	*	*	*	*	*	*	*	*
Saudi Arabia	*	*	*	*	19	6	10	6
Senegal	12	*	*	*	107	19	62	81
Serbia	16	25	17	*	326	59	125	174
Sierra Leone	*	5	6	*	111	18	88	67
Slovak Republic	*	*	*	*	*	*	*	*
Somalia	15	15	19	*	222	50	133	124
South Africa	*	*	*	*	9	*	5	12
South Sudan	*	*	*	*	5	*	*	*
Spain	*	*	*	*	*	*	*	7
Sri Lanka	*	6	*	*	56	7	30	46
Stateless	6	*	*	*	38	13	49	120
Sudan	21	17	31	*	199	72	249	260
Suriname	*	*	*	*	*	5	6	8
Swaziland	*	*	*	*	*	*	*	*
Sweden	*	*	*	*	*	*	*	*
Syrian Arab Republic	562	317	218	69	3.675	1.166	2.956	2.202
Taiwan	*	*	*	*	*	*	*	*
Tajikistan	7	5	*	*	109	12	178	59
Tanzania, United Republic of	*	*	7	*	14	9	6	14
Thailand	*	*	*	*	*	*	*	*
the former Yugoslav Republic of Macedonia	*	*	*	*	30	*	92	112
Togo	*	*	*	*	11	*	7	10
Trinidad and Tobago	*	*	*	*	13	*	23	34
Tunisia	21	24	10	5	296	60	387	172
Turkey	82	96	77	7	1.251	262	1.301	481
Turkmenistan	*	*	*	*	5	*	10	*
Uganda	8	10	13	5	220	36	145	72
Ukraine	5	9	6	*	132	21	303	139
United Arab Emirates	*	*	*	*	*	*	*	*
United Kingdom	*	*	*	*	*	*	*	5
United States of America	*	*	*	*	17	5	25	20
Unknown	73	41	41	23	870	178	678	550
Uruguay	*	*	*	*	*	*	*	*
Uzbekistan	*	*	*	*	7	*	12	5
Venezuela	12	22	13	*	182	50	150	77
Viet Nam	*	*	*	*	50	10	41	27
Yemen	51	31	54	20	645	156	528	171
Zambia	*	*	*	*	*	*	*	*
Zimbabwe	5	*	*	*	20	7	5	17
Other	*	*	*	*	*	*	16	18
Totaal	1.957	1.508	1.022	273	22.533	4.760	20.353	14.716

* To conceal the lowest figures, all values between 0 and 4 are replaced by asterisk.
Selection criterion for this table: all nationalities with at least 1 application in the current year.