



Immigratie- en Naturalisatiedienst  
*Ministerie van Veiligheid en Justitie*

## **Asylum Trends**

Monthly Report on Asylum Applications in The Netherlands

October 2016

## **Colophon**

<b>Title</b>	Asylum Trends
<b>Subtitle</b>	Monthly Report on Asylum Applications in The Netherlands Recent trends
<b>Author</b>	Ministry of Security and Justice Immigration and Naturalisation Service (IND) IND Business Information Centre (BIC) Dr. H. Colijnlaan 341   2283 XL Rijswijk Postbus 5800   2280 HV Rijswijk

# Contents

<i>Colophon</i>	2
<b>Asylum applications in The Netherlands</b>	
Total asylum applications in The Netherlands	4
First asylum applications in The Netherlands	5
Repeated asylum applications in The Netherlands	6
Family reunification in The Netherlands	7
Unaccompanied minor asylum seekers in The Netherlands	8
Monthly first asylum applications in The Netherlands	9
	13



**Total asylum applications in The Netherlands (first applications, repeated applications, family reunification applications)**  
Source: METIS

Top 10 Last twelve months **total** asylum applications in the Netherlands

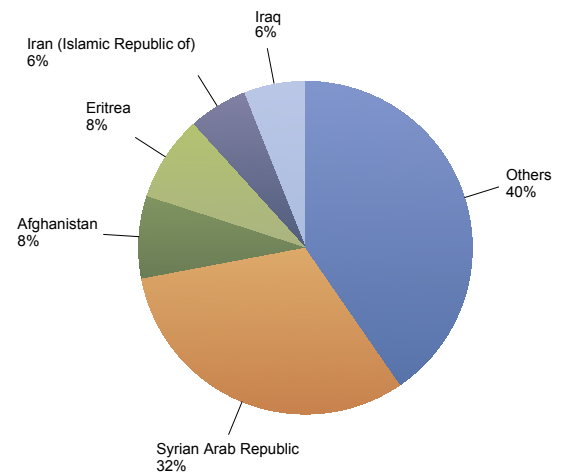
Total 2014	Total 2015	Country of citizenship	2015				2016												Last 12 months	Perc
			Oct	Nov	Dec	Total	Jan	Feb	Mar	Apr	May	Jun	Jul	Aug	Sep	Oct	Total			
11,595	27,710	Syrian Arab Republic	6,439	3,076	1,545	11,060	1,140	743	341	292	358	388	587	588	1,012	1,323	6,772	11,393	32%	
4,100	8,434	Eritrea	1,210	417	376	2,003	258	159	141	131	149	169	289	260	291	332	2,179	2,972	8%	
977	2,945	Afghanistan	473	910	643	2,026	404	193	74	77	106	105	96	100	74	86	1,315	2,868	8%	
1,570	3,450	Iraq	1,092	720	456	2,268	272	170	93	66	71	62	58	62	64	78	996	2,172	6%	
746	2,074	Iran (Islamic Republic of)	425	735	388	1,548	230	146	85	80	56	55	51	76	83	71	933	2,056	6%	
3,045	4,942	Stateless	1,019	587	359	1,965	186	173	61	56	49	43	46	101	122	194	1,031	1,977	5%	
89	1,016	Albania	285	145	149	579	233	250	224	139	131	102	157	136	104	67	1,543	1,837	5%	
68	99	Serbia	82	81	59	222	78	89	80	74	51	54	128	135	81	37	807	947	3%	
196	445	Morocco	7	10	10	27	7	15	8	8	12	23	52	128	285	389	927	947	3%	
19	55	Algeria	11	7	2	20	8	8	19	5	28	11	38	92	227	270	706	715	2%	
7,486	7,710	Others	832	752	706	2,290	607	620	649	495	546	594	706	807	808	816	6,648	8,106	23%	
29,891	58,880	Total	11,875	7,440	4,693	24,008	3,423	2,566	1,775	1,423	1,557	1,606	2,208	2,485	3,151	3,663	23,857	35,990	100%	

\* To conceal the lowest figures, all values between 0 and 4 are replaced by asterisk.

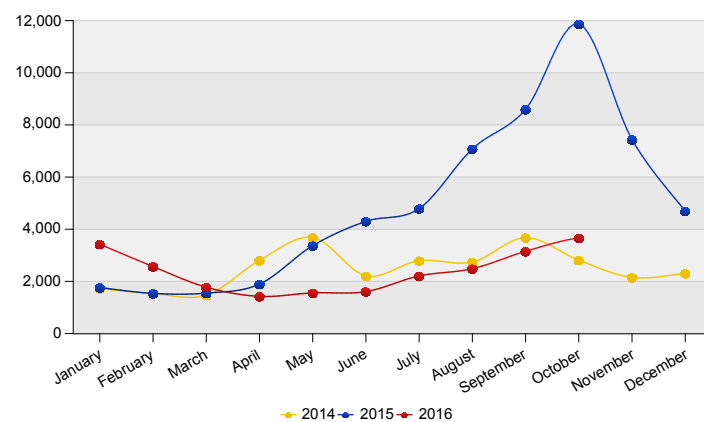
Top Total asylum applications in The Netherlands  
October 2016

	Country of citizenship		%
1	Syrian Arab Republic	1,323	36%
2	Morocco	389	11%
3	Eritrea	332	9%
4	Algeria	270	7%
5	Stateless	194	5%
6	Afghanistan	86	2%
7	Iraq	78	2%
8	Libyan Arab Jamahiriya	75	2%
9	Georgia	73	2%
10	Iran (Islamic Republic of)	71	2%
	Others	772	21%
<b>Total October 2016</b>		3,663	100%
<b>Percentage</b>			79%

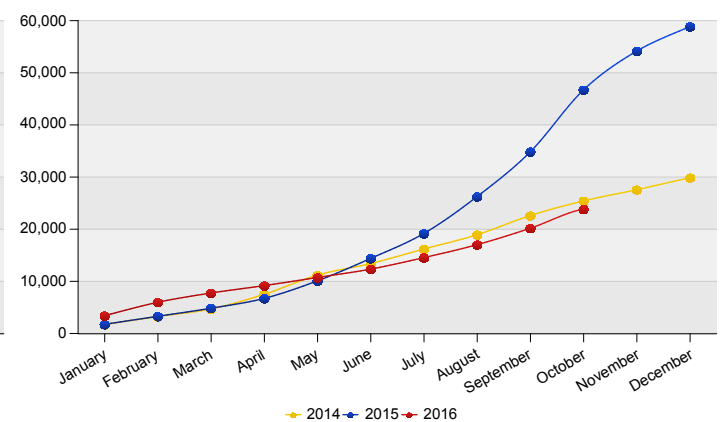
Top Nationalities total applications last twelve months  
Period: Nov 2015 - Oct 2016  
Number of total asylum applications: 35,990



Total asylum applications in The Netherlands



Cumulative development of total asylum applications in The Netherlands





**First asylum applications in the Netherlands**  
Source: METIS

Top 10 Last twelve months **first** asylum applications in the Netherlands

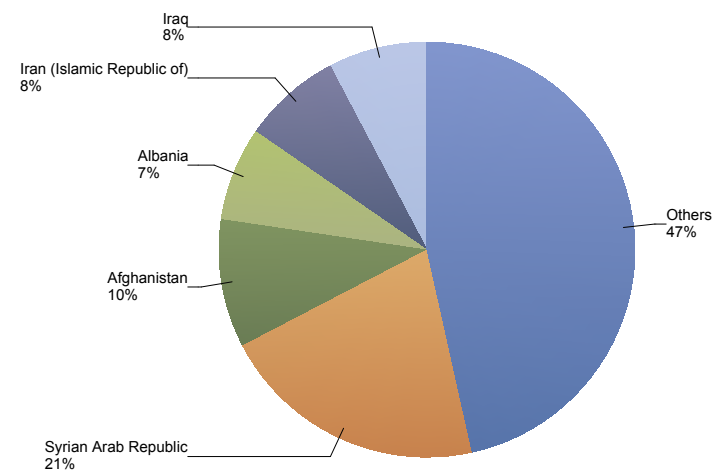
Total 2014	Total 2015	Country of citizenship	2015				2016												Last 12 months	Perc
			Oct	Nov	Dec	Total	Jan	Feb	Mar	Apr	May	Jun	Jul	Aug	Sep	Oct	Total			
8,748	18,677	Syrian Arab Republic	5,249	2,402	883	8,534	696	335	127	87	100	80	109	110	88	140	1,872	5,157	21%	
452	2,550	Afghanistan	443	883	625	1,951	384	161	50	49	55	60	54	61	45	41	960	2,468	10%	
616	3,009	Iraq	1,046	693	427	2,166	254	148	78	36	43	49	45	41	42	52	788	1,908	8%	
505	1,884	Iran (Islamic Republic of)	413	720	375	1,508	215	129	73	67	45	50	38	59	66	57	799	1,894	8%	
86	1,005	Albania	285	140	148	573	227	250	224	132	130	98	154	134	96	66	1,511	1,799	7%	
3,833	7,359	Eritrea	1,099	277	135	1,511	90	69	49	57	69	98	178	172	161	192	1,135	1,547	6%	
189	436	Serbia	82	81	59	222	78	89	80	74	51	53	127	135	79	36	802	942	4%	
57	80	Morocco	*	9	9	22	7	14	8	*	12	22	52	128	283	389	919	937	4%	
2,704	2,399	Stateless	668	404	169	1,241	109	60	10	17	11	6	7	25	18	8	271	844	3%	
15	41	Algeria	8	7	*	17	8	7	19	5	26	11	35	90	224	270	695	704	3%	
4,606	5,653	Others	683	624	548	1,855	451	486	503	360	439	466	580	670	692	705	5,352	6,524	26%	
21,811	43,093	Total	9,980	6,240	3,380	19,600	2,519	1,748	1,221	888	981	993	1,379	1,625	1,794	1,956	15,104	24,724	100%	

\* To conceal the lowest figures, all values between 0 and 4 are replaced by asterisk.

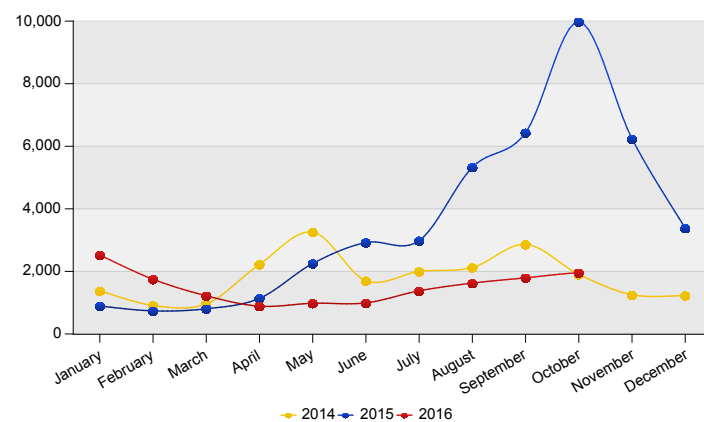
Top First asylum applications in The Netherlands  
October 2016

	Country of citizenship		%
1	Morocco	389	20%
2	Algeria	270	14%
3	Eritrea	192	10%
4	Syrian Arab Republic	140	7%
5	Libyan Arab Jamahiriya	75	4%
6	Georgia	72	4%
7	Albania	66	3%
8	Iran (Islamic Republic of)	57	3%
9	Iraq	52	3%
10	Tunisia	48	2%
11	Turkey	48	2%
	Others	547	28%
<b>Total October 2016</b>		1,956	100%
<b>Percentage</b>			72%

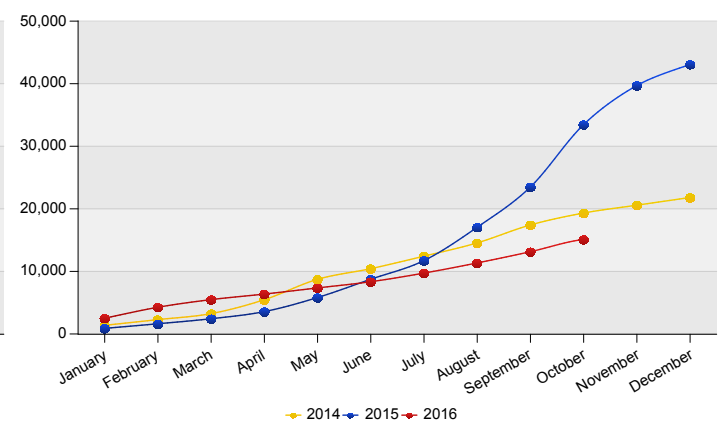
Top Nationalities first applications last twelve months  
Period: Nov 2015 - Oct 2016  
Number of first asylum applications: 24,724



First asylum applications in The Netherlands



Cumulative development of first asylum applications in The Netherlands





**Repeated asylum applications in the Netherlands**  
Source: METIS

Top 10 Last twelve months repeated asylum applications in The Netherlands

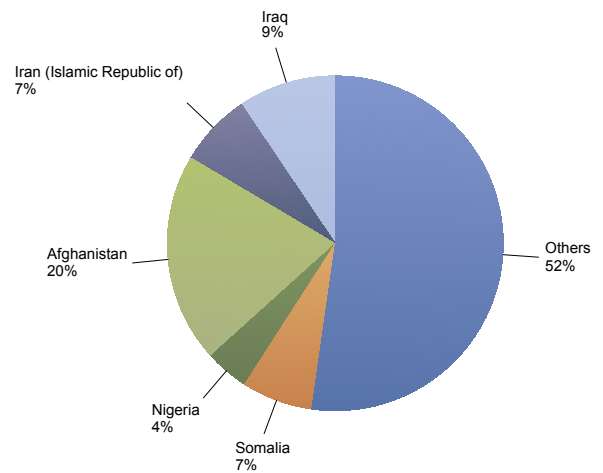
Total 2014	Total 2015	Country of citizenship	2015				2016												Last 12 months	Perc
			Oct	Nov	Dec	Total	Jan	Feb	Mar	Apr	May	Jun	Jul	Aug	Sep	Oct	Total			
427	311	Afghanistan	25	16	16	57	15	25	17	24	41	39	41	33	25	44	304	336	20%	
706	228	Iraq	16	13	14	43	15	12	9	10	18	11	13	12	9	21	130	157	9%	
162	139	Iran (Islamic Republic of)	9	13	10	32	7	10	*	8	9	*	13	17	13	11	94	117	7%	
247	184	Somalia	16	13	14	43	7	14	13	*	9	6	9	*	10	14	87	114	7%	
43	65	Nigeria	5	*	9	18	*	*	9	17	*	5	7	5	*	*	57	70	4%	
202	123	Unknown	*	8	6	18	7	8	7	7	*	*	*	8	5	6	55	69	4%	
75	62	Eritrea	6	12	*	22	*	12	5	5	*	5	6	5	*	*	51	67	4%	
41	52	Syrian Arab Republic	*	*	6	9	*	*	*	11	*	7	*	*	5	8	43	49	3%	
46	50	Sierra Leone	*	5	*	12	*	7	5	5	*	*	*	*	*	*	35	43	3%	
44	36	Sudan	*	*	8	16	5	*	*	*	*	7	6	*	*	*	27	39	2%	
56	41	Guinea	7	*	6	15	*	*	*	*	7	*	7	*	*	*	29	37	2%	
674	651	Others	55	46	44	145	48	41	38	44	35	59	58	62	49	41	475	565	34%	
2,723	1,942	Total	154	136	140	430	117	136	113	136	136	151	163	153	127	155	1,387	1,663	100%	

\* To conceal the lowest figures, all values between 0 and 4 are replaced by asterisk.

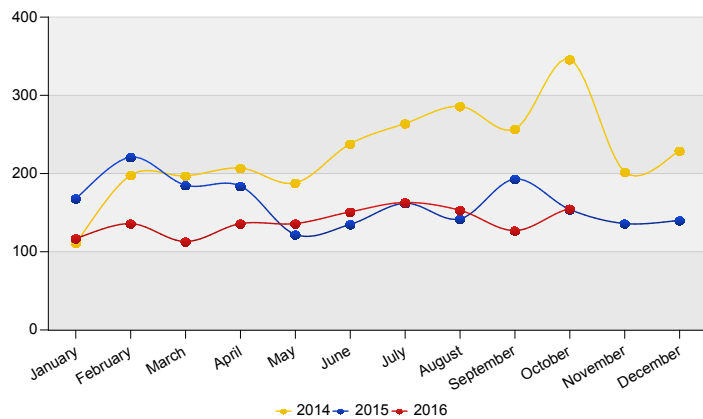
Top Repeated asylum applications in The Netherlands  
October 2016

Country of citizenship	%
1 Afghanistan	44 28%
2 Iraq	21 14%
3 Somalia	14 9%
4 Iran (Islamic Republic of)	11 7%
5 Syrian Arab Republic	8 5%
Others	57 37%
<b>Total October 2016 Percentage</b>	<b>155 100%</b> <b>63%</b>

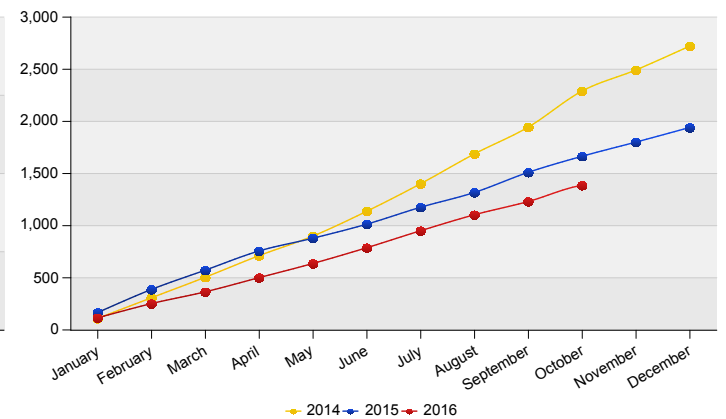
Top Nationalities repeated asylum applications last twelve months  
Period: Nov 2015 - Oct 2016  
Number of repeated asylum applications: 1,663



Repeated asylum applications in The Netherlands



Cumulative development of repeated asylum applications in The Netherlands





**Influx of family reunification in the Netherlands (Council Directive 2003/86/EC Chapter V)**  
Source: METIS

Top 10 Last twelve months Influx of family reunification\* in The Netherlands

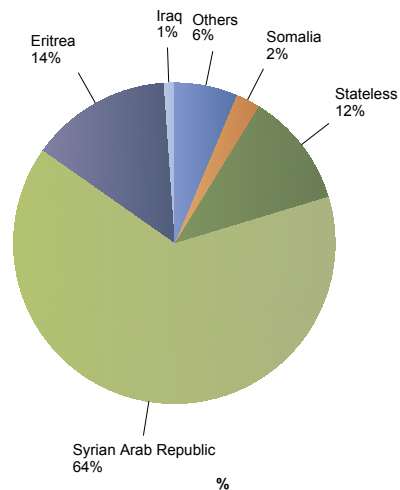
Total 2014	Total 2015	Country of citizenship	2015				2016												Last 12 months	Perc
			Oct	Nov	Dec	Total	Jan	Feb	Mar	Apr	May	Jun	Jul	Aug	Sep	Oct	Total			
2,806	8,981	Syrian Arab Republic	1,187	674	656	2,517	442	407	212	194	255	301	477	475	919	1,175	4,857	6,187	64%	
192	1,013	Eritrea	105	128	237	470	164	78	87	69	79	66	105	83	126	136	993	1,358	14%	
324	2,506	Stateless	348	182	185	715	77	111	48	38	33	37	36	75	103	184	742	1,109	12%	
931	419	Somalia	21	19	18	58	44	15	24	11	*	10	16	33	33	9	199	236	2%	
248	213	Iraq	30	14	15	59	*	10	6	20	10	*	*	9	13	5	78	107	1%	
200	90	Unknown	*	*	*	*	*	*	14	12	*	21	*	10	6	6	75	75	1%	
98	84	Afghanistan	5	11	*	18	5	7	7	*	10	6	*	6	*	*	51	64	1%	
79	51	Iran (Islamic Republic of)	*	*	*	8	8	7	9	5	*	*	*	*	*	*	40	45	0%	
33	29	China (including Hong Kong)	*	*	6	10	*	8	*	*	*	*	*	*	*	7	29	35	0%	
16	27	Pakistan	5	*	9	14	7	*	5	*	8	*	*	*	*	*	26	35	0%	
32	72	Uganda	7	*	7	18	*	*	*	8	*	*	*	*	*	*	22	33	0%	
398	360	Others	25	30	35	90	34	36	26	36	34	16	24	14	14	20	254	319	3%	
5,357	13,845	<b>Total</b>	<b>1,741</b>	<b>1,064</b>	<b>1,173</b>	<b>3,978</b>	<b>787</b>	<b>682</b>	<b>441</b>	<b>399</b>	<b>440</b>	<b>462</b>	<b>666</b>	<b>707</b>	<b>1,230</b>	<b>1,552</b>	<b>7,366</b>	<b>9,603</b>	<b>100%</b>	

\* To conceal the lowest figures, all values between 0 and 4 are replaced by asterisk.

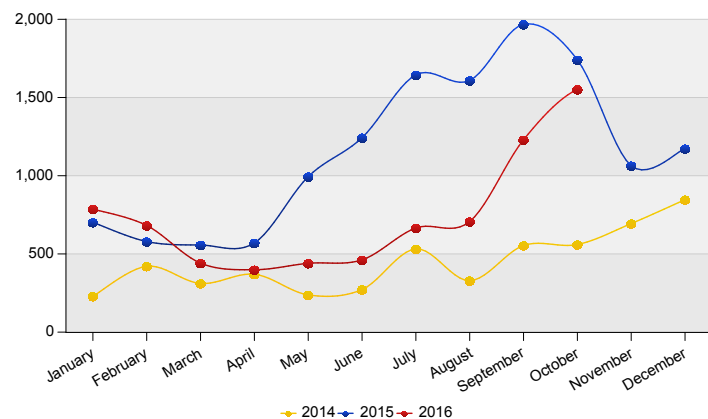
Top Influx of family reunification\* in The Netherlands  
October 2016

	Country of citizenship		%
1	Syrian Arab Republic	1,175	76%
2	Stateless	184	12%
3	Eritrea	136	9%
4	Somalia	9	1%
5	China (including Hong Kong)	7	0%
	Others	41	3%
<b>Total October 2016</b>		<b>1,552</b>	<b>100%</b>
<b>Percentage</b>			<b>97%</b>

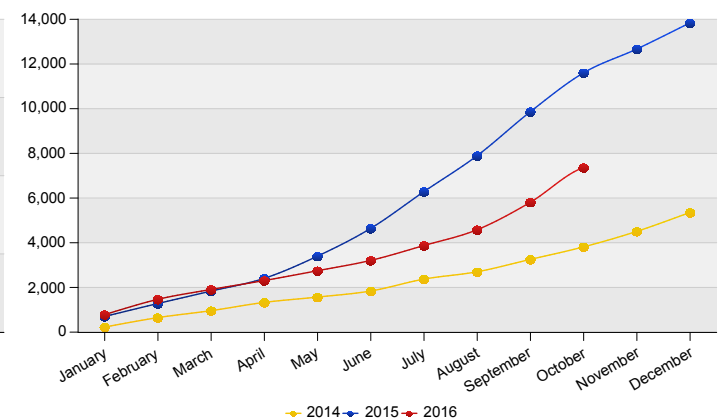
Top Nationalities Influx of family reunification\* last twelve months  
Period: Nov 2015 - Oct 2016  
Number of influx family reunification: 9,603



Influx of family reunification\* in The Netherlands



Cumulative development of Influx of family reunification\* in The Netherlands





**Influx of indicated unaccompanied minor asylum seekers in the Netherlands**  
Source: METIS

Top 10 Unaccompanied minor asylum applications in the Netherlands

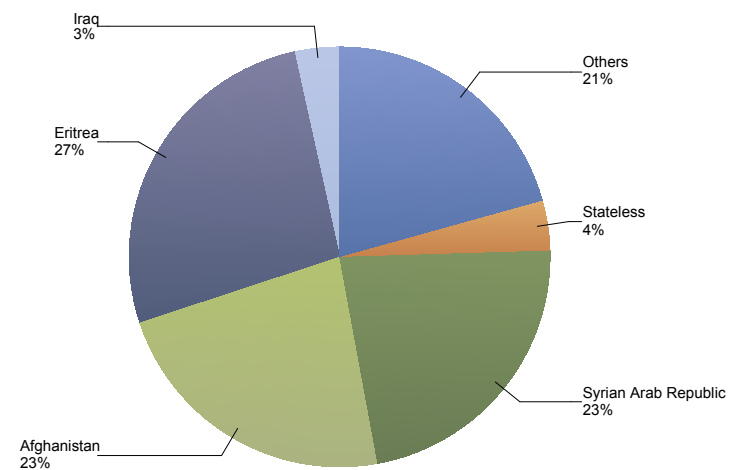
Total 2014	Total 2015	Country of citizenship	2015				2016												Last 12 months	Perc
			Oct	Nov	Dec	Total	Jan	Feb	Mar	Apr	May	Jun	Jul	Aug	Sep	Oct	Total			
528	1,237	Eritrea	203	48	20	271	26	15	10	15	32	42	92	97	76	117	522	590	27%	
30	533	Afghanistan	95	193	131	419	73	43	15	8	11	9	6	7	7	*	183	507	23%	
156	1,458	Syrian Arab Republic	358	235	101	694	55	33	24	8	*	*	15	5	9	8	165	501	23%	
49	217	Stateless	54	34	25	113	9	8	*	*	*	*	*	*	*	*	26	85	4%	
16	136	Iraq	35	22	22	79	14	8	*	*	*	*	*	*	*	*	33	77	3%	
11	9	Morocco	*	*	*	*	*	*	*	*	*	6	*	7	13	18	51	53	2%	
35	39	Somalia	*	10	*	18	*	*	*	*	5	*	*	*	5	8	27	41	2%	
12	26	Guinea	*	*	7	13	9	*	5	*	*	*	*	*	*	*	29	40	2%	
*	*	Algeria	*	*	*	*	*	*	*	*	*	*	*	*	12	17	37	37	2%	
7	24	Iran (Islamic Republic of)	*	10	*	18	11	*	*	*	*	*	*	*	*	*	20	34	2%	
117	179	Others	19	19	14	52	7	13	11	24	23	10	22	35	46	30	221	254	11%	
962	3,859	Total	774	576	329	1,679	208	131	72	60	84	77	141	162	173	206	1,314	2,219	100%	

\* To conceal the lowest figures, all values between 0 and 4 are replaced by asterisk.

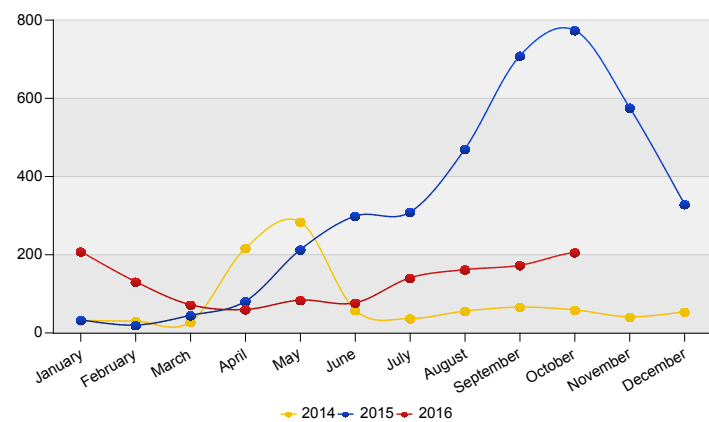
Top Unaccompanied minor asylum applications in The Netherlands October 2016

Country of citizenship		%
1 Eritrea	117	57%
2 Morocco	18	9%
3 Algeria	17	8%
4 Somalia	8	4%
5 Syrian Arab Republic	8	4%
6 Ethiopia	6	3%
Others	32	16%
<b>Total October 2016</b>	<b>206</b>	<b>100%</b>
<b>Percentage</b>		<b>84%</b>

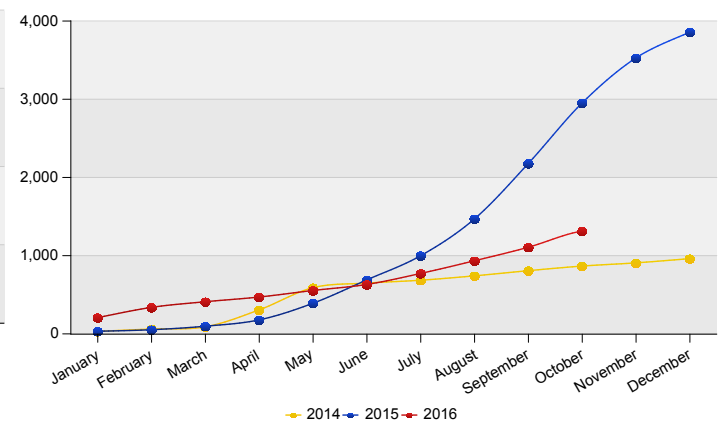
Top Nationalities unaccompanied minor asylum applications last twelve months  
Period: Nov 2015 - Oct 2016  
Number of unaccompanied minor asylum applications: 2,219



Unaccompanied minor asylum applications in The Netherlands



Cumulative development of Unaccompanied minor asylum applications in The Netherlands







Monthly First Asylum Applications in The Netherlands in 2016

Source: METIS

Country of citizenships	Jan	Feb	March	Apr	May	June	July	August	September	October	Total 2014	Total 2016	Total 2015
Afghanistan	384	161	50	49	55	60	54	61	45	41	452	960	2,550
Albania	227	250	224	132	130	98	154	134	96	66	86	1,511	1,005
Algeria	8	7	19	5	26	11	35	90	224	270	15	695	41
Angola		*	*		*			*	*	*	7	12	14
Armenia	*	*	*	*	*	6		*	*	7	147	31	76
Austria													*
Azerbaijan	*	*	8	*	12	*	6	*	8	*	46	53	33
Bangladesh	*		*	*	*	*	*	*	*	*	11	14	32
Belarus	*	5	*		*		*	*	*	*	44	17	44
Belgium		*									*	*	
Benin		*	*	*				*			*	6	*
Bolivia													*
Bosnia and Herzegovina	20	34	34	29	8	19	24	35	25	17	126	245	121
Brazil											5		5
Bulgaria									*		*	*	*
Burkina Faso	*			*	*			*			9	6	*
Burundi	*	*	*	*	*	*	*		5	*	8	20	23
Cambodia											*		*
Cameroon	*		*	*	*	*	*	*	*	*	36	15	27
Canada											*		*
Cape Verde													*
Central African Republic	*				*						6	*	*
Chad	*							*			*	*	6
Chile											*		*
China (including Hong Kong)	9	6	14	12	12	6	6	*	*	11	104	81	206
Colombia			6	*	*	*	*	*	8	7	11	31	7
Congo, the Democratic Republic of the	*			*					*		7	*	*
Congo, the Republic of the	*		5	*	*	5	5	5	13	*	73	40	41
Cote d'Ivoire	*	*	*	*		*	*	*	*	*	20	21	16
Croatia	*	*			*			*			*	*	*
Cuba			*	*		*	*	*	6	*	14	15	9
Djibouti			*								*	*	*
Dominican Republic						*					*	*	*
Ecuador											*		*
Egypt	6	7	6	*	7	5	*	19	13	21	94	92	71
El Salvador		*	*		5	*		*		5	*	19	*
Equatorial Guinea													*
Eritrea	90	69	49	57	69	98	178	172	161	192	3,833	1,135	7,359
Ethiopia	7	*	8	15	7	*	5	23	20	22	93	114	133
France				*	*				*	*	*	5	5
Gabon											*		*
Gambia	6	7	8	5	*	*	12	13	12	14	20	83	55
Georgia	22	27	59	42	42	40	58	41	39	72	319	442	256
Germany	*						*				*	*	*
Ghana	*		*	*	*	*	*	*	*	*	27	13	23
Greece					*						*	*	6



Monthly First Asylum Applications in The Netherlands in 2016

Source: METiS

Country of citizenships	Jan	Feb	March	Apr	May	June	July	August	September	October	Total 2014	Total 2016	Total 2015
Guinea	25	12	11	*	6	7	*	6	*	10	67	87	79
Guinea-Bissau									7	*	*	8	*
Guyana						*						*	*
Haiti									*		*	*	*
Honduras				*	*		*		*		*	*	8
Hungary			*								*	*	*
India		10	6	*	*	*	9		5	*	18	40	12
Indonesia								*	*		6	*	*
Iran (Islamic Republic of)	215	129	73	67	45	50	38	59	66	57	505	799	1,884
Iraq	254	148	78	36	43	49	45	41	42	52	616	788	3,009
Israel	*						*			*	6	*	*
Italy	*		*							*	*	5	*
Jamaica	8	*	*	*		*		*	5	6	41	27	68
Japan											*		*
Jordan	*	*		*	*	*	*	*	8	*	19	24	9
Kazakhstan		7		*	*						13	14	19
Kenya		*		*	*		*		*		15	6	8
Korea, Democratic People's Republic of			*								8	*	*
Korea, Republic of										*	*	*	*
Kosovo / UNSCR 1244	58	78	77	40	38	33	54	30	16	13	58	437	685
Kuwait								*		*	*	*	12
Kyrgyzstan		*			*			*	*	*	9	9	6
Latvia								*			*	*	*
Lebanon	7	*	5	*		10	8	*	*	6	33	45	70
Liberia		*			*	*				*	12	6	5
Libyan Arab Jamahiriya	6	9	10	*	10	16	16	36	41	75	102	221	69
Lithuania		*									*	*	*
Madagascar						*			*		*	*	*
Malawi				*							*	*	*
Malaysia						*	*				*	*	*
Maldives					*					*	*	*	*
Mali	*	*	*		*	*	*	*	*	*	33	21	11
Mauritania							*		*	*	*	9	*
Mexico		*					*			*	*	*	*
Moldova, Republic of				*			*	*	*	*	*	14	8
Mongolia	21	23	19	14	21	36	64	84	63	25	445	370	363
Montenegro		*		*	*	*	*	9			7	16	9
Morocco	7	14	8	*	12	22	52	128	283	389	57	919	80
Mozambique							*		*		*	6	*
Myanmar	*	*		*	6		*	8	5	13	11	40	37
Namibia											*		*
Nepal	*	*	*	*	*	*	*	*		*	46	12	27
Netherlands						*		*	*	*	6	8	*
Nicaragua										*		*	*
Niger		*			*						10	*	*
Nigeria	25	21	18	13	11	20	13	12	24	22	223	179	212



## Monthly First Asylum Applications in The Netherlands in 2016

Source: METiS

Country of citizenships	Jan	Feb	March	Apr	May	June	July	August	September	October	Total 2014	Total 2016	Total 2015
Pakistan	19	5	13	*	6	8	21	31	19	15	185	141	156
Palestinian Territory, Occupied	*	*	*		*	*		*	8	*	72	22	80
Peru							*	*				*	*
Philippines	*						*				5	*	*
Poland						*	*	*	*		*	7	*
Portugal		*					*		*			6	*
Romania		*	*	*		*			*		*	7	*
Russian Federation	6	*	9	12	6	5	14	16	14	17	163	102	124
Rwanda		*	*	*		*	*		*	*	12	13	10
Saint Kitts and Nevis													*
Saudi Arabia			*		*	*	*	*	*	*	*	9	*
Senegal	*	5	5		*	*	*	8	*	*	11	38	20
Serbia	78	89	80	74	51	53	127	135	79	36	189	802	436
Sierra Leone	*	*	*		*	*	*	*	*	*	80	27	38
Somalia	18	15	8	11	14	6	12	20	20	20	349	144	263
South Africa	5	*		*							*	10	17
South Sudan						*		*				*	
Spain										*	*	*	*
Sri Lanka	*	*	*	5	*	*		*	*	*	54	23	37
Stateless	109	60	10	17	11	6	7	25	18	8	2,704	271	2,399
Sudan	23	8	7	5	11	6	15	20	24	40	180	159	234
Suriname	*				*		*			*	*	8	5
Swaziland													*
Sweden				*		*					*	*	
Syrian Arab Republic	696	335	127	87	100	80	109	110	88	140	8,748	1,872	18,677
Tajikistan		*			6		*	*		5	*	14	28
Tanzania, United Republic of		*			*	*		*	*		13	9	*
Thailand		*								*		*	
the former Yugoslav Republic of Macedonia	27	21	26	36	43	63	64	67	24	23	112	394	111
Togo							*		*		*	*	9
Trinidad and Tobago	*		*		*	*	*			*	8	13	9
Tunisia	*	*	5	*	*	8	6	15	34	48	16	129	25
Turkey	*	*	*	*	6	*	17	40	58	48	46	188	56
Turkmenistan											*		*
Uganda	7	*	7	*	11	10	*	5	8	10	114	67	113
Ukraine	56	95	56	16	12	19	23	6	13	9	249	305	716
United Arab Emirates													*
United Kingdom				*							*	*	*
United States of America	*					*	*	*	*		11	5	16
Unknown	10	16	20	22	48	60	42	39	49	43	351	349	432
Uruguay													*
Uzbekistan	*	*					*	*	*		12	5	5
Venezuela							*	5	8	7	*	23	*
Viet Nam			*	13	16	10	*	*		*	17	46	64
Yemen	*	*			10	*	*	6	7	*	32	28	52



## Monthly First Asylum Applications in The Netherlands in 2016

Source: METiS

Country of citizenships	Jan	Feb	March	Apr	May	June	July	August	September	October	Total 2014	Total 2016	Total 2015
Zambia	*										*	*	8
Zimbabwe	*	*					*	*	*	*	11	11	8
Other											8		*
Totaal	2,519	1,748	1,221	888	981	993	1,379	1,625	1,794	1,956	21,811	15,104	43,093

\* To conceal the lowest figures, all values between 0 and 4 are replaced by asterisk.

\* Selection criterium for this table: all nationalities with at least 1 application in 2016.