



Immigratie- en Naturalisatiedienst  
*Ministerie van Justitie en Veiligheid*

## **Asylum Trends**

Monthly Report on Asylum Applications in The Netherlands

November 2019

## Colophon

**Title** Asylum Trends

**Subtitle** Monthly Report on Asylum Applications in The Netherlands  
Recent trends

**Author** Ministry of Justice and Security  
Immigration and Naturalisation Service (IND)  
IND Business Information Centre (BIC)  
Rijnstraat 8 | 2515 XP Den Haag  
Postbus 16275 | 2500 BG Den Haag

Migratie in beweging



EUROPESE UNIE  
Het Fonds voor asiel,  
migratie en integratie

# Contents

<i>Colophon</i>	2
-----------------	---

## **Asylum applications in The Netherlands**

Total asylum applications in The Netherlands	4
First asylum applications in The Netherlands	5
Repeated asylum applications in The Netherlands	6
Family reunification in The Netherlands	7
Unaccompanied minor asylum seekers in The Netherlands	8
Monthly first asylum applications in The Netherlands	9

## **Appendix**

Appendix: Relocation and Resettlement

Appendix: Eurostat

**Total asylum influx in The Netherlands (first applications, repeated applications, family reunification influx)**  
Source: METIS

Top 10 Last thirteen months **total** asylum applications in The Netherlands

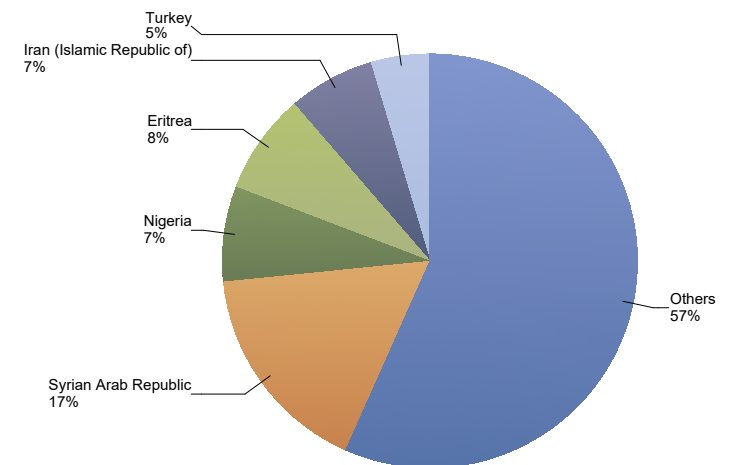
Total 2017	Total 2018	Country of citizenship	2018			2019												Last 12 months	Perc
			Nov	Dec	Total	Jan	Feb	Mar	Apr	May	Jun	Jul	Aug	Sep	Oct	Nov	Total		
10.829	5.203	Syrian Arab Republic	354	415	769	326	271	320	337	288	392	423	417	605	601	503	4.483	4.898	17%
4.038	3.953	Eritrea	236	180	416	148	237	127	122	162	272	299	165	211	182	192	2.117	2.297	8%
331	659	Nigeria	92	84	176	126	164	216	231	254	218	243	188	189	128	126	2.083	2.167	7%
1.015	2.422	Iran (Islamic Republic of)	256	195	451	187	206	184	220	183	161	132	145	125	125	98	1.766	1.961	7%
509	1.382	Turkey	102	130	232	112	112	92	124	102	105	174	112	100	125	71	1.229	1.359	5%
924	1.336	Algeria	148	129	277	141	110	112	124	68	82	87	84	126	144	123	1.201	1.330	5%
342	852	Moldova, Republic of	113	86	199	78	71	179	71	62	25	13	82	66	204	368	1.219	1.305	4%
1.020	1.163	Morocco	138	117	255	126	105	102	106	90	97	112	95	93	106	67	1.099	1.216	4%
1.418	1.588	Iraq	157	113	270	96	99	93	90	90	108	86	56	77	55	78	928	1.041	4%
916	859	Unknown	67	82	149	72	64	86	34	62	79	103	70	92	108	69	839	921	3%
9.985	10.963	Others	925	874	1.799	999	838	906	877	833	810	959	934	947	913	878	9.894	10.768	37%
31.327	30.380	Total	2.588	2.405	4.993	2.411	2.277	2.417	2.336	2.194	2.349	2.631	2.348	2.631	2.691	2.573	26.858	29.263	100%

\* To conceal the lowest figures, all values between 0 and 4 are replaced by asterisk.

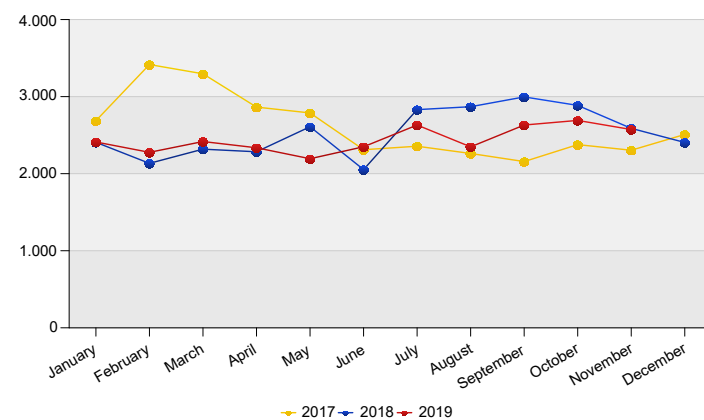
Top Total asylum applications in The Netherlands November 2019

	Country of citizenship		%
1	Syrian Arab Republic	503	20%
2	Moldova, Republic of	368	14%
3	Eritrea	192	7%
4	Nigeria	126	5%
5	Algeria	123	5%
6	Iran (Islamic Republic of)	98	4%
7	Iraq	78	3%
8	Yemen	75	3%
9	Turkey	71	3%
10	Unknown	69	3%
	Others	870	34%
<b>Total November 2019</b>		<b>2.573</b>	<b>100%</b>

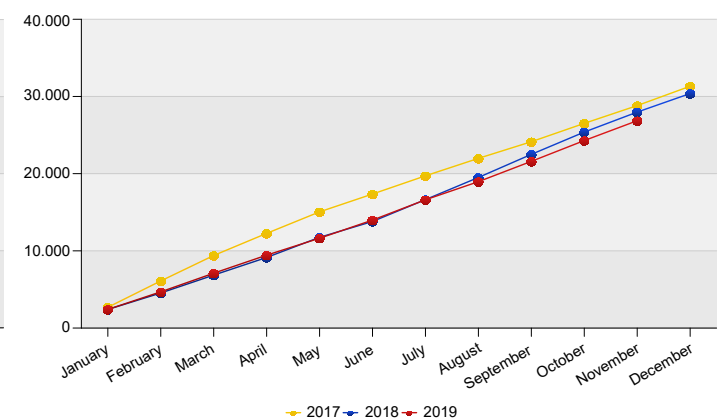
Top Nationalities total applications last twelve months  
Period: Dec 2018 - Nov 2019  
Number of total asylum applications: 29.263



Total asylum applications in The Netherlands



Cumulative development of total asylum applications in The Netherlands



**First asylum applications in The Netherlands**  
Source: METIS

Top 10 Last thirteen months **first** asylum applications in The Netherlands

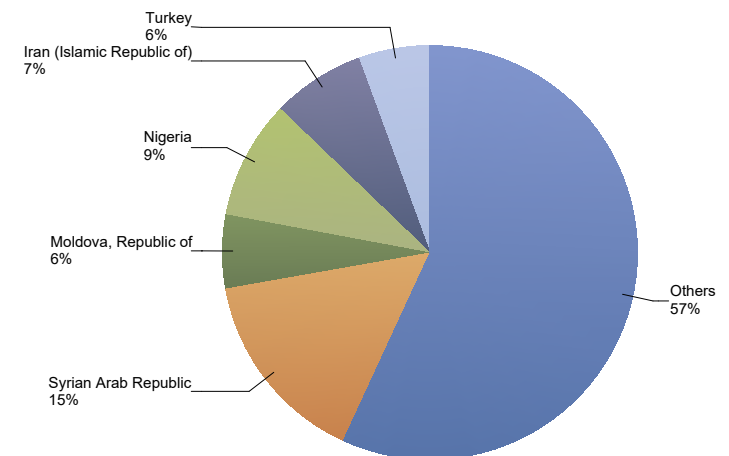
Total 2017	Total 2018 **	Country of citizenship	2018			2019												Last 12 months	Perc
			Nov	Dec	Total	Jan	Feb	Mar	Apr	May	Jun	Jul	Aug	Sep	Oct	Nov	Total		
2.202	2.956	Syrian Arab Republic	192	272	464	204	160	211	247	196	281	302	344	467	401	349	3.162	3.434	15%
245	558	Nigeria	87	80	167	120	158	204	227	242	207	236	177	176	121	120	1.988	2.068	9%
718	1.869	Iran (Islamic Republic of)	213	150	363	156	163	150	186	147	134	106	131	107	105	83	1.468	1.618	7%
342	831	Moldova, Republic of	113	79	192	72	71	179	71	58	22	13	82	66	204	366	1.204	1.283	6%
481	1.301	Turkey	95	124	219	110	101	87	116	90	97	154	106	86	113	68	1.128	1.252	6%
891	1.267	Algeria	143	124	267	130	99	109	107	58	75	71	77	122	131	121	1.100	1.224	5%
977	1.066	Morocco	126	104	230	121	97	91	90	79	83	92	85	86	94	60	978	1.082	5%
550	678	Unknown	62	73	135	64	57	85	30	61	73	101	62	88	104	65	790	863	4%
171	528	Yemen	71	84	155	60	47	61	58	36	31	52	42	53	63	54	557	641	3%
724	737	Iraq	84	59	143	57	56	43	52	53	57	69	33	50	41	56	567	626	3%
7.415	8.562	Others	654	623	1.277	748	649	654	678	625	623	763	742	733	721	740	7.676	8.299	37%
14.716	20.353	Total	1.840	1.772	3.612	1.842	1.658	1.874	1.862	1.645	1.683	1.959	1.881	2.034	2.098	2.082	20.618	22.390	100%

\* To conceal the lowest figures, all values between 0 and 4 are replaced by asterisk.

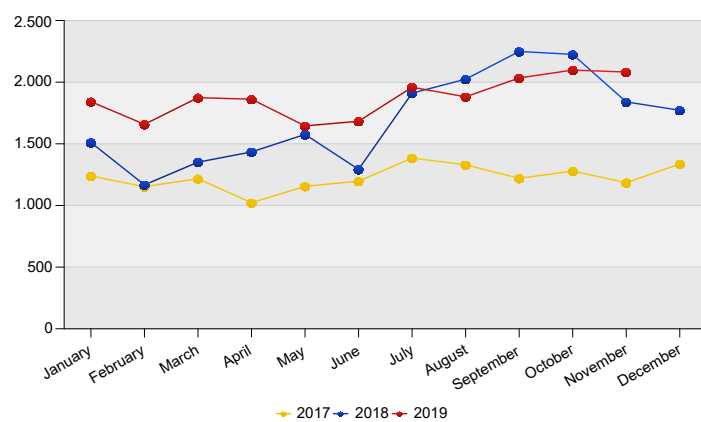
Top First asylum applications in The Netherlands November 2019

	Country of citizenship		%
1	Moldova, Republic of	366	18%
2	Syrian Arab Republic	349	17%
3	Algeria	121	6%
4	Nigeria	120	6%
5	Iran (Islamic Republic of)	83	4%
6	Turkey	68	3%
7	Unknown	65	3%
8	Morocco	60	3%
9	Iraq	56	3%
10	Yemen	54	3%
	Others	740	36%
<b>Total November 2019</b>		<b>2.082</b>	<b>100%</b>

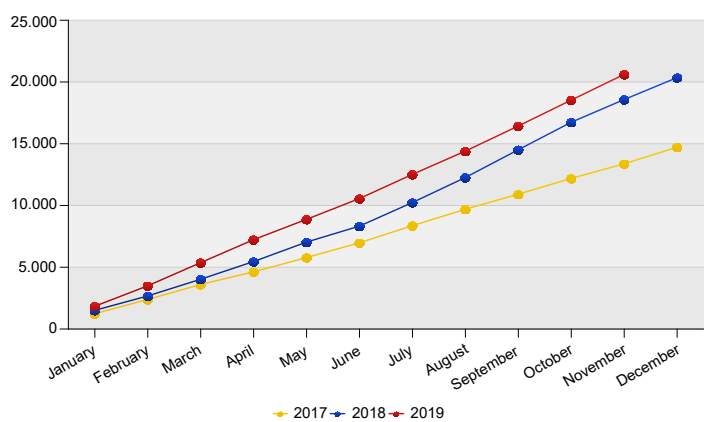
Top Nationalities first applications last twelve months  
Period: Dec 2018 - Nov 2019  
Number of first asylum applications: 22.390



First asylum applications in The Netherlands



Cumulative development of first asylum applications in The Netherlands



**Repeated asylum applications in The Netherlands**  
Source: METIS

Top 10 Last thirteen months repeated asylum applications in The Netherlands

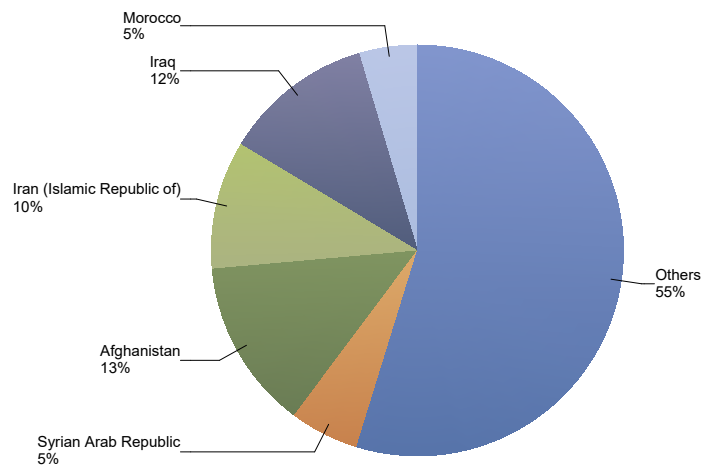
Total 2017	Total 2018	Country of citizenship	2018			2019												Last 12 months	Perc
			Nov	Dec	Total	Jan	Feb	Mar	Apr	May	Jun	Jul	Aug	Sep	Oct	Nov	Total		
464	634	Afghanistan	50	47	97	40	29	39	37	44	33	40	23	14	25	13	337	384	13%
249	658	Iraq	65	51	116	32	42	44	32	27	32	12	17	21	9	19	287	338	12%
176	432	Iran (Islamic Republic of)	40	41	81	26	37	29	32	33	22	16	7	16	18	11	247	288	10%
45	110	Syrian Arab Republic	13	8	21	14	11	27	18	15	11	14	6	*	17	11	148	156	5%
36	95	Morocco	12	13	25	5	8	11	16	11	14	20	10	7	12	5	119	132	5%
33	68	Algeria	5	5	10	11	11	*	17	10	7	16	7	*	13	*	101	106	4%
77	92	Nigeria	*	*	8	6	6	11	*	12	8	7	9	13	7	6	87	91	3%
62	105	Eritrea	14	14	28	11	5	10	7	11	12	*	*	*	7	5	77	91	3%
11	23	Albania	11	*	14	26	9	26	*	*	*	5	*	*	*	*	76	79	3%
76	103	Somalia	16	6	22	7	*	8	5	9	8	6	*	8	*	*	62	68	2%
892	1.244	Others	110	126	236	120	117	104	91	117	101	73	64	81	87	56	1.011	1.137	40%
2.121	3.564	Total	340	318	658	298	278	312	258	293	249	213	149	173	198	131	2.552	2.870	100%

\* To conceal the lowest figures, all values between 0 and 4 are replaced by asterisk.

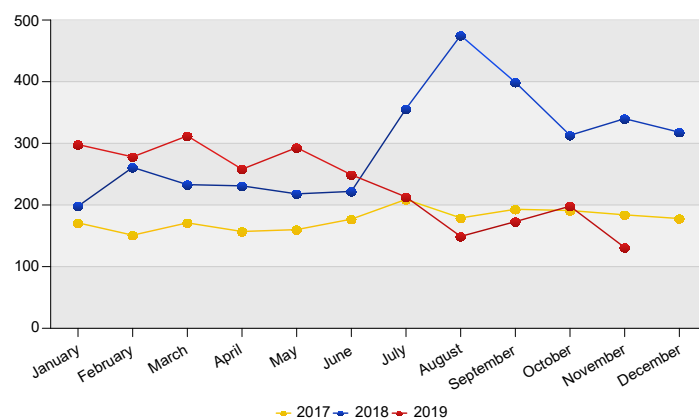
Top Repeated asylum applications in The Netherlands November 2019

Country of citizenship		%
1 Iraq	19	15%
2 Afghanistan	13	10%
3 Iran (Islamic Republic of)	11	8%
4 Syrian Arab Republic	11	8%
5 Gambia	8	6%
6 Nigeria	6	5%
Others	63	48%
<b>Total November 2019</b>	<b>131</b>	<b>100%</b>

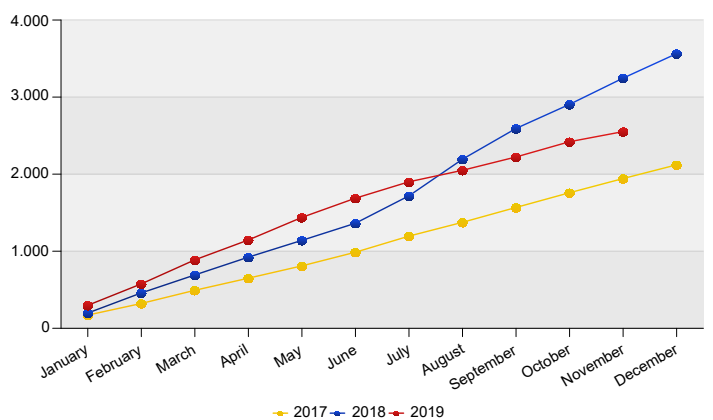
Top Nationalities repeated asylum applications last twelve months  
Period: Dec 2018 - Nov 2019  
Number of repeated asylum applications: 2.870



Repeated asylum applications in The Netherlands



Cumulative development of repeated asylum applications in The Netherlands



**Influx of family reunification in The Netherlands (Council Directive 2003/86/EC Chapter V)**  
Source: METIS

Top 10 Last thirteen months Influx of family reunification in The Netherlands

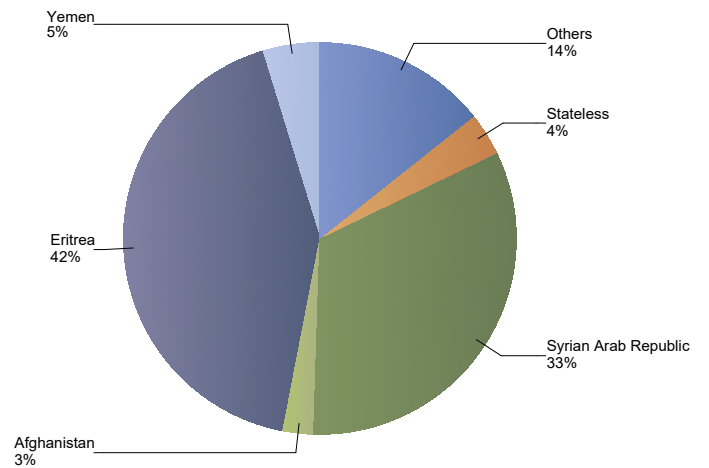
Total 2017	Total 2018	Country of citizenship	2018			2019												Last 12 months	Perc
			Nov	Dec	Total	Jan	Feb	Mar	Apr	May	Jun	Jul	Aug	Sep	Oct	Nov	Total		
2.881	2.564	Eritrea	170	113	283	101	179	74	84	110	225	248	129	165	118	144	1.577	1.690	42%
8.582	2.137	Syrian Arab Republic	149	135	284	108	100	82	72	77	100	107	67	134	183	143	1.173	1.308	33%
47	129	Yemen	*	6	9	*	*	11	7	12	21	22	25	40	20	21	184	190	5%
1.458	238	Stateless	16	12	28	*	19	8	7	5	14	16	17	*	20	16	129	141	4%
86	248	Afghanistan	19	7	26	10	9	10	*	15	*	6	10	20	*	7	94	101	3%
445	193	Iraq	8	*	11	7	*	6	6	10	19	5	6	6	5	*	74	77	2%
*	*	Turkey	6	*	9	*	*	*	7	7	6	17	5	8	11	*	72	75	2%
86	73	Pakistan	7	6	13	*	*	6	*	7	*	13	19	13	*	5	68	74	2%
121	121	Iran (Islamic Republic of)	*	*	7	5	6	5	*	*	5	10	7	*	*	*	51	55	1%
107	178	Somalia	*	5	7	7	*	*	8	*	*	*	5	7	7	*	45	50	1%
24	50	Uganda	*	5	5	*	*	*	*	*	*	*	13	*	8	*	43	48	1%
651	480	Others	25	16	41	21	17	19	20	5	22	12	15	24	15	8	178	194	5%
14.490	6.463	<b>Total</b>	<b>408</b>	<b>315</b>	<b>723</b>	<b>271</b>	<b>341</b>	<b>231</b>	<b>216</b>	<b>256</b>	<b>417</b>	<b>459</b>	<b>318</b>	<b>424</b>	<b>395</b>	<b>360</b>	<b>3.688</b>	<b>4.003</b>	<b>100%</b>

\* To conceal the lowest figures, all values between 0 and 4 are replaced by asterisk.

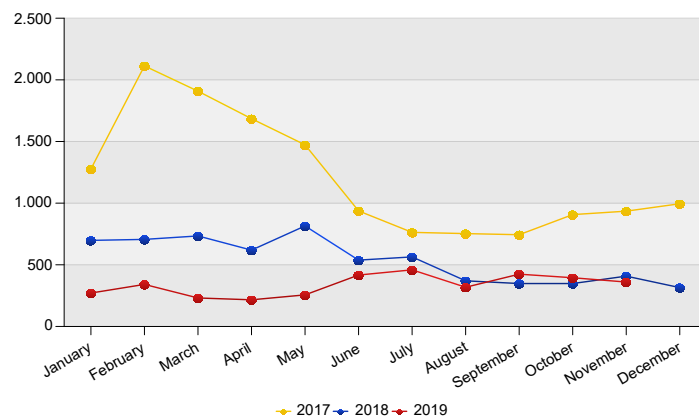
Top Influx of family reunification in The Netherlands November 2019

	Country of citizenship		%
1	Eritrea	144	40%
2	Syrian Arab Republic	143	40%
3	Yemen	21	6%
4	Stateless	16	4%
5	Afghanistan	7	2%
	Others	29	8%
<b>Total November 2019</b>		<b>360</b>	<b>100%</b>

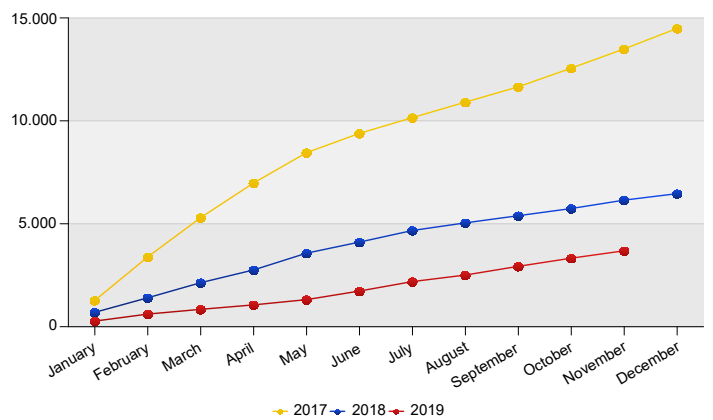
Top Nationalities Influx of family reunification last twelve months  
Period: Dec 2018 - Nov 2019  
Number of influx family reunification: 4.003



Influx of family reunification in The Netherlands



Cumulative development of Influx of family reunification in The Netherlands



**Influx of indicated unaccompanied minor asylum seekers in The Netherlands**  
Source: METIS

Top 10 Unaccompanied minor asylum applications in The Netherlands

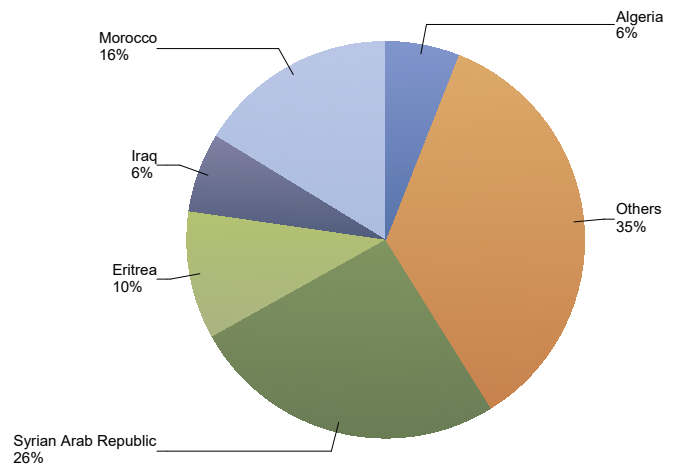
Total 2017	Total 2018	Country of citizenship	2018			2019												Last 12 months	Perc
			Nov	Dec	Total	Jan	Feb	Mar	Apr	May	Jun	Jul	Aug	Sep	Oct	Nov	Total		
135	172	Syrian Arab Republic	12	18	30	16	12	20	17	11	22	26	31	41	29	25	250	268	26%
74	145	Morocco	24	16	40	19	13	15	13	10	12	14	24	7	16	10	153	169	16%
479	428	Eritrea	13	12	25	9	9	6	7	6	15	8	6	5	18	7	96	108	10%
22	69	Iraq	16	*	20	11	13	7	5	5	*	5	*	*	5	6	63	67	6%
54	55	Algeria	16	6	22	16	*	10	*	*	*	*	*	*	7	7	56	62	6%
65	31	Afghanistan	*	*	5	*	*	5	*	*	*	*	6	10	8	8	50	53	5%
20	28	Gambia	5	10	15	*	*	*	*	*	*	*	*	*	*	7	26	36	3%
23	26	Guinea	7	9	16	*	5	*	*	*	*	*	*	*	*	*	26	35	3%
47	55	Unknown	*	*	7	5	*	*	*	*	*	*	*	*	5	*	32	35	3%
20	14	Somalia	*	6	7	6	*	*	*	*	*	*	*	5	*	*	26	32	3%
242	202	Others	21	20	41	20	17	7	16	11	13	15	9	14	14	154	174	17%	
1.181	1.225	Total	121	107	228	109	84	76	67	51	77	79	90	93	113	93	932	1.039	100%

\* To conceal the lowest figures, all values between 0 and 4 are replaced by asterisk.

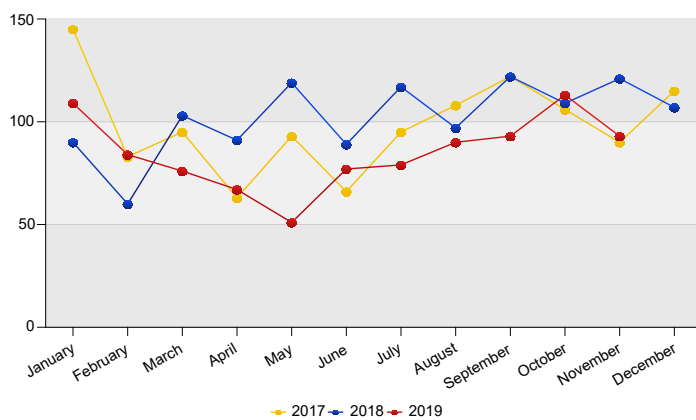
Top Unaccompanied minor asylum applications in The Netherlands November 2019

Country of citizenship	%
1 Syrian Arab Republic	25 27%
2 Morocco	10 11%
3 Afghanistan	8 9%
4 Algeria	7 8%
5 Eritrea	7 8%
6 Gambia	7 8%
7 Iraq	6 6%
Others	23 25%
<b>Total November 2019</b>	<b>93 100%</b>

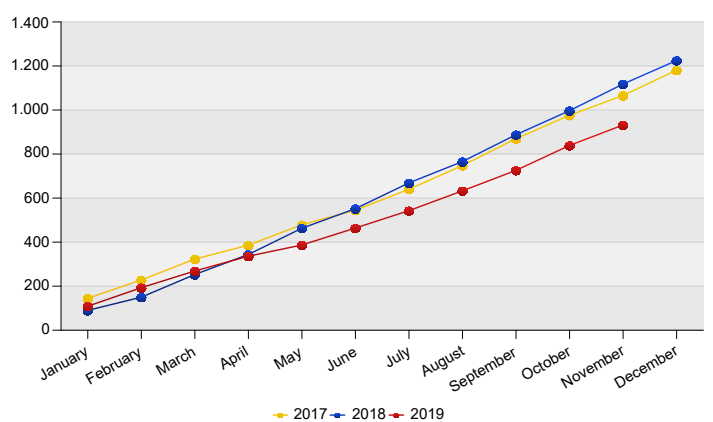
Top Nationalities unaccompanied minor asylum applications last twelve months  
Period: Dec 2018 - Nov 2019  
Number of unaccompanied minor asylum applications: 1.039



Unaccompanied minor asylum applications in The Netherlands



Cumulative development of Unaccompanied minor asylum applications in The Netherlands





Monthly First Asylum Applications in The Netherlands in 2019

Source: METIS

Country of citizenships	Jan	Feb	Mar	Apr	May	Jun	Jul	Aug	Sep	Oct	Nov	2019	Total 2018	Total 2017	
Afghanistan	19	23	23	29	36	22	29	58	50	47	39	375	325	322	
Albania	25	18	20	11	13	22	20	11	20	20	5	185	551	365	
Algeria	130	99	109	107	58	75	71	77	122	131	121	1.100	1.267	891	
Angola	6	*	*	*	13	*	*	*	7	5	*	52	30	27	
Antigua and Barbuda	*	*	*	*	*	*	*	*	*	*	*	*	*	*	*
Argentina	*	*	*	*	*	*	*	*	*	*	*	*	*	*	*
Armenia	13	5	8	5	*	*	6	5	9	*	7	69	62	109	
Australia	*	*	*	*	*	*	*	*	*	*	*	*	*	*	*
Austria	*	*	*	*	*	*	*	*	*	*	*	*	*	*	*
Azerbaijan	47	23	40	42	58	35	26	18	24	10	34	357	239	113	
Bahamas	*	*	*	*	*	*	*	*	*	*	*	*	*	*	*
Bahrain	*	*	*	*	*	*	*	*	*	*	*	*	5	8	8
Bangladesh	*	*	6	*	*	*	*	*	*	*	*	18	22	18	
Belarus	*	17	*	10	16	12	27	13	13	17	13	144	252	103	
Belgium	*	*	*	*	*	*	*	*	*	*	*	*	*	*	*
Benin	*	*	*	*	*	*	*	*	*	*	*	*	11	13	13
Bosnia and Herzegovina	17	*	*	*	*	*	11	20	*	*	*	63	49	67	
Brazil	*	*	*	*	*	*	*	*	*	*	*	7	7	10	
Bulgaria	*	*	*	*	*	*	*	*	*	*	*	*	*	*	*
Burkina Faso	*	*	*	*	*	*	*	*	*	*	*	7	6	8	
Burundi	*	*	*	*	*	*	*	*	*	*	*	*	11	29	29
Cambodia	*	*	*	*	*	*	*	*	*	*	*	*	*	*	*
Cameroon	12	*	*	5	5	*	*	*	*	*	*	43	28	39	
Canada	*	*	*	*	*	*	*	*	*	*	*	*	*	*	*
Cape Verde	*	*	*	*	*	*	*	*	*	*	*	*	*	*	*
Central African Republic	*	*	*	*	*	*	*	*	*	*	*	*	*	*	*
Chad	5	*	*	*	*	*	*	*	*	*	*	20	36	30	
Chile	*	*	*	*	*	*	*	*	*	*	*	*	*	*	*
China (including Hong Kong)	11	19	16	16	14	12	6	9	7	21	14	145	164	149	
Colombia	7	15	*	8	7	7	12	9	8	39	30	145	44	36	
Comoros	*	*	*	*	*	*	*	*	*	*	*	*	*	*	*
Congo, the Democratic Republic of the	*	*	*	*	*	*	*	*	*	*	*	9	14	13	
Congo, the Republic of the	6	*	*	5	*	7	*	*	*	6	*	42	27	43	
Costa Rica	*	*	*	*	*	*	*	*	*	*	*	*	*	*	*
Cote d'Ivoire	5	*	*	5	*	5	6	*	10	*	*	45	51	41	
Croatia	*	*	*	*	*	*	*	*	*	*	*	*	*	*	*
Cuba	*	*	*	*	*	*	*	*	*	*	*	15	162	256	
Czech Republic	*	*	*	*	*	*	*	*	*	*	*	*	*	*	*
Djibouti	*	*	*	*	*	*	*	*	*	*	*	*	5	*	*
Dominica	*	*	*	*	*	*	*	*	*	*	*	*	*	*	*
Dominican Republic	*	*	*	*	*	*	*	*	*	*	*	9	7	9	
East Timor	*	*	*	*	*	*	*	*	*	5	*	8	*	*	*
Ecuador	*	*	*	*	*	*	*	*	*	*	*	*	*	*	*
Egypt	16	13	14	10	7	9	23	17	33	14	23	179	149	178	
El Salvador	8	*	6	*	*	*	*	*	5	*	*	32	21	18	
Eritrea	36	53	43	31	41	35	47	35	42	57	43	463	1.284	1.095	
Estonia	*	*	*	*	*	*	*	*	*	*	*	*	*	*	*
Ethiopia	5	11	6	*	6	*	9	18	9	*	*	80	54	124	
Finland	*	*	*	*	*	*	*	*	*	*	*	*	*	*	*
France	*	*	*	*	*	*	*	*	*	*	*	5	*	*	*
Gabon	*	*	*	*	*	*	*	*	*	*	*	*	*	*	*
Gambia	39	45	59	54	39	34	44	41	41	52	52	500	351	214	
Georgia	24	18	30	12	26	39	44	41	28	28	24	314	350	487	
Germany	*	*	*	*	*	*	*	*	*	*	*	10	5	*	*
Ghana	15	*	12	12	*	*	11	6	5	6	*	81	80	39	
Greece	*	*	*	*	*	*	*	*	*	*	*	5	*	*	*
Grenada	*	*	*	*	*	*	*	*	*	*	*	*	*	*	*
Guatemala	*	*	*	*	*	*	*	*	*	*	*	*	*	*	*
Guinea	25	20	22	17	*	22	21	16	11	7	17	180	242	330	
Guinea-Bissau	5	*	*	5	*	*	*	*	*	*	*	26	17	29	
Guyana	*	*	*	*	*	*	*	*	*	*	*	*	*	*	*
Haiti	*	*	*	*	*	*	*	*	*	*	*	6	*	*	*
Honduras	*	*	*	*	*	*	*	*	*	*	*	6	7	12	12
Hungary	*	*	*	*	*	*	*	*	*	*	*	*	*	*	*
India	*	*	*	*	8	5	13	7	*	*	*	46	49	37	
Indonesia	*	*	*	*	*	*	*	*	*	*	*	8	8	*	*
Iran (Islamic Republic of)	156	163	150	186	147	134	106	131	107	105	83	1.468	1.869	718	
Iraq	57	56	43	52	53	57	69	33	50	41	56	567	737	724	
Israel	*	*	*	*	*	*	*	*	*	*	*	*	6	6	6
Italy	*	*	*	*	*	*	*	*	*	*	*	5	*	*	*
Jamaica	*	*	*	*	*	*	6	*	*	*	*	17	16	14	14
Japan	*	*	*	*	*	*	*	*	*	*	*	*	*	*	*
Jordan	*	10	10	11	6	7	*	15	8	9	26	107	74	34	
Kazakhstan	*	*	*	*	*	9	5	*	*	*	9	35	17	15	15
Kenya	*	*	*	*	*	*	*	*	*	*	*	*	17	10	10
Korea, Democratic People's Republic of	*	*	*	*	*	*	*	*	*	*	*	*	*	*	*
Korea, Republic of	*	*	*	*	*	*	*	*	*	*	*	*	*	*	*
Kosovo / UNSCR 1244	*	*	*	16	*	*	*	6	*	7	12	54	36	36	36
Kuwait	*	*	*	*	*	*	*	*	*	*	*	6	*	6	6
Kyrgyzstan	*	7	*	*	*	*	*	*	*	*	*	16	10	9	9
Lao People's Democratic Republic	*	*	*	*	*	*	*	*	*	*	*	*	*	*	*
Latvia	*	*	*	*	*	*	*	*	*	*	*	*	*	*	*
Lebanon	11	6	5	8	11	12	6	9	13	5	14	99	71	61	
Liberia	*	5	5	*	*	*	*	*	*	*	*	28	22	15	15
Libyan Arab Jamahiriya	42	15	30	35	14	20	22	21	26	27	21	273	462	357	
Lithuania	*	*	*	*	*	*	*	*	*	*	*	*	*	*	*
Madagascar	*	*	*	*	*	*	*	*	*	*	*	*	*	*	*
Malaysia	*	*	*	*	*	*	*	*	*	*	*	*	*	*	*

Monthly First Asylum Applications in The Netherlands in 2019

Source: METIS

Country of citizenships	Jan	Feb	Mar	Apr	May	Jun	Jul	Aug	Sep	Oct	Nov	2019	Total 2018	Total 2017
Maldives	*	*	*	*	*	*	*	*	*	*	*	*	*	*
Mali	5	*	*	*	*	7	7	*	*	*	*	41	37	60
Mauritania	*	*	*	*	*	*	*	*	*	*	*	11	10	18
Mauritius	*	*	*	*	*	*	*	*	*	*	*	*	*	*
Mexico	*	*	*	*	*	*	*	*	*	*	*	5	*	5
Moldova, Republic of	72	71	179	71	58	22	13	82	66	204	366	1.204	831	342
Mongolia	*	*	*	*	*	*	*	*	*	*	*	11	23	19
Montenegro	*	*	5	*	7	*	*	*	*	*	*	21	*	5
Morocco	121	97	91	90	79	83	92	85	86	94	60	978	1.066	977
Mozambique	*	*	*	*	*	*	*	*	*	*	*	*	*	*
Myanmar	*	*	*	*	*	*	*	*	*	5	*	18	32	28
Namibia	*	*	*	*	*	*	*	*	*	*	*	*	*	*
Nauru	*	*	*	*	*	*	*	*	*	*	*	*	*	*
Nepal	*	*	*	*	*	*	*	*	*	*	*	6	*	*
Netherlands	*	*	*	*	*	*	*	*	*	*	*	*	8	7
Nicaragua	*	7	*	*	*	5	*	9	*	*	*	34	30	*
Niger	*	6	*	5	*	*	6	5	*	6	11	50	24	13
Nigeria	120	158	204	227	242	207	236	177	176	121	120	1.988	558	245
Norway	*	*	*	*	*	*	*	*	*	*	*	*	*	*
Oman	*	*	*	*	*	*	*	*	*	*	*	*	*	*
Pakistan	27	29	21	32	29	18	35	47	41	42	34	355	309	181
Palestinian Territory, Occupied	*	*	7	*	*	6	*	*	5	6	*	37	79	74
Panama	*	*	*	*	*	*	*	*	*	*	*	*	*	*
Peru	*	*	*	*	*	*	*	*	*	*	*	10	*	*
Philippines	*	*	*	*	*	*	*	*	*	*	*	*	*	*
Poland	*	*	*	*	*	*	*	*	*	*	*	*	*	*
Portugal	*	*	*	*	*	*	*	*	*	*	*	*	*	*
Qatar	*	*	*	*	*	*	*	*	*	*	*	*	*	*
Republic of North Macedonia	*	28	12	24	20	27	37	15	38	29	15	245	*	*
Romania	*	*	*	*	*	*	*	*	*	*	*	*	*	7
Russian Federation	24	28	19	26	22	32	40	83	32	31	32	369	294	316
Rwanda	*	*	*	*	*	*	*	*	*	*	*	5	20	*
Saint Lucia	*	*	*	*	*	*	*	*	*	*	*	*	*	*
Saint Vincent and the Grenadines	*	*	*	*	*	*	*	*	*	*	*	*	*	*
Saudi Arabia	*	*	*	*	*	*	*	5	*	*	*	17	10	6
Senegal	7	11	10	11	8	8	5	13	9	9	10	101	62	81
Serbia	48	48	19	40	17	36	25	8	34	25	11	311	125	174
Sierra Leone	10	8	*	10	13	11	6	6	12	13	8	100	88	67
Slovak Republic	*	*	*	*	*	*	*	*	*	*	*	*	*	*
Somalia	17	18	12	15	17	10	26	21	22	19	23	200	133	124
South Africa	*	*	*	*	*	*	*	*	*	*	*	6	5	12
South Sudan	*	*	*	*	*	*	*	*	*	*	*	*	*	*
Spain	*	*	*	*	*	*	*	*	*	*	*	*	*	7
Sri Lanka	7	*	*	7	*	*	*	6	10	*	*	53	30	46
Stateless	*	*	*	*	*	*	*	*	*	*	9	35	49	120
Sudan	21	12	16	11	13	17	24	15	10	19	30	188	249	260
Suriname	*	*	*	*	*	*	*	*	*	*	*	*	6	8
Swaziland	*	*	*	*	*	*	*	*	*	*	*	*	*	*
Syrian Arab Republic	204	160	211	247	196	281	302	344	467	401	349	3.162	2.956	2.202
Taiwan	*	*	*	*	*	*	*	*	*	*	*	*	*	*
Tajikistan	13	5	7	11	7	*	14	*	13	10	10	96	178	59
Tanzania, United Republic of	*	*	*	*	*	*	*	*	*	5	*	13	6	14
Thailand	*	*	*	*	*	*	*	*	*	*	*	*	*	*
the former Yugoslav Republic of Macedonia	22	8	*	*	*	*	*	*	*	*	*	30	92	112
Togo	*	*	*	*	*	*	*	*	*	*	*	11	7	10
Trinidad and Tobago	*	*	*	*	*	*	*	*	*	*	*	11	23	34
Tunisia	30	12	19	30	30	25	26	20	22	18	29	261	387	172
Turkey	110	101	87	116	90	97	154	106	86	113	68	1.128	1.301	481
Turkmenistan	*	*	*	*	*	*	*	*	*	*	*	5	10	*
Uganda	23	16	35	23	13	20	13	23	15	10	17	208	145	72
Ukraine	12	15	11	12	16	8	*	5	18	9	8	118	303	139
United Arab Emirates	*	*	*	*	*	*	*	*	*	*	*	*	*	*
United Kingdom	*	*	*	*	*	*	*	*	*	*	*	*	*	5
United States of America	*	*	*	*	*	*	*	*	*	*	*	17	25	20
Unknown	64	57	85	30	61	73	101	62	88	104	65	790	678	550
Uzbekistan	*	*	*	*	*	*	*	*	*	*	*	7	12	5
Venezuela	17	9	17	10	8	14	25	15	13	12	29	169	150	77
Viet Nam	*	*	8	*	*	*	7	12	6	*	*	51	41	27
Yemen	60	47	61	58	36	31	52	42	53	63	54	557	528	171
Zambia	*	*	*	*	*	*	*	*	*	*	*	*	*	*
Zimbabwe	*	*	*	*	*	*	*	5	*	*	*	16	5	17
Other	*	*	*	*	*	*	*	*	*	*	*	*	*	6
Totaal	1.842	1.658	1.874	1.862	1.645	1.683	1.959	1.881	2.034	2.098	2.082	20.618	20.353	14.716

\* To conceal the lowest figures, all values between 0 and 4 are replaced by asterisk.  
Selection criterion for this table: all nationalities with at least 1 application in the current year.