



Immigratie- en Naturalisatiedienst
Ministerie van Justitie en Veiligheid

Asylum Trends

Monthly Report on Asylum Applications in The Netherlands

May 2019

Colophon

Title	Asylum Trends
Subtitle	Monthly Report on Asylum Applications in The Netherlands Recent trends
Author	Ministry of Justice and Security Immigration and Naturalisation Service (IND) IND Business Information Centre (BIC) Rijnstraat 8 2515 XP Den Haag Postbus 16275 2500 BG Den Haag

Migratie in beweging



EUROPESE UNIE
Het Fonds voor asiel,
migratie en integratie

Contents

<i>Colophon</i>	2
-----------------	---

Asylum applications in The Netherlands

Total asylum applications in The Netherlands	4
First asylum applications in The Netherlands	5
Repeated asylum applications in The Netherlands	6
Family reunification in The Netherlands	7
Unaccompanied minor asylum seekers in The Netherlands	8
Monthly first asylum applications in The Netherlands	9

Appendix

Appendix: Relocation and Resettlement

Appendix: Eurostat

Total asylum influx in The Netherlands (first applications, repeated applications, family reunification influx)
Source: METIS

Top 10 Last thirteen months **total** asylum applications in The Netherlands

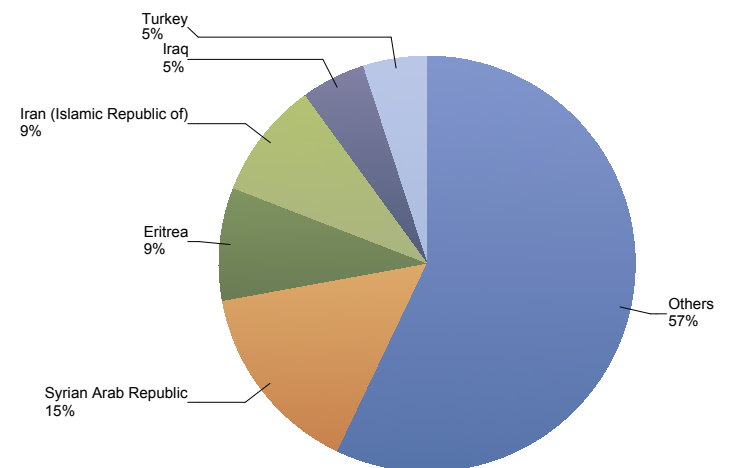
Total 2017	Total 2018	Country of citizenship	2018										2019					Last 12 months	Perc
			May	Jun	Jul	Aug	Sep	Oct	Nov	Dec	Total	Jan	Feb	Mar	Apr	May	Total		
10.829	5.203	Syrian Arab Republic	484	414	522	453	407	445	354	415	3.494	326	271	321	335	286	1.539	4.549	15%
1.015	2.422	Iran (Islamic Republic of)	137	116	220	257	366	368	256	195	1.915	187	206	186	220	176	975	2.753	9%
4.038	3.953	Eritrea	488	354	381	271	228	203	236	180	2.341	152	239	126	122	158	797	2.650	9%
509	1.382	Turkey	103	127	137	154	200	131	102	130	1.084	112	112	92	124	100	540	1.521	5%
1.418	1.588	Iraq	102	93	150	185	193	153	157	113	1.146	97	101	93	89	87	467	1.511	5%
331	659	Nigeria	47	46	53	56	82	73	92	84	533	127	166	225	234	248	1.000	1.486	5%
924	1.336	Algeria	86	69	98	134	123	156	148	129	943	142	109	115	125	69	560	1.417	5%
1.020	1.163	Morocco	91	67	101	87	85	104	138	117	790	126	107	103	105	83	524	1.223	4%
872	1.207	Afghanistan	96	97	114	160	129	100	97	67	860	69	61	73	66	86	355	1.119	4%
342	852	Moldova, Republic of	76	39	50	40	106	113	113	86	623	79	71	186	72	62	470	1.017	3%
10.029	10.615	Others	899	631	1.005	1.072	1.077	1.040	895	889	7.508	992	873	902	843	797	4.407	11.016	36%
31.327	30.380	Total	2.609	2.053	2.831	2.869	2.996	2.886	2.588	2.405	21.237	2.409	2.316	2.422	2.335	2.152	11.634	30.262	100%

* To conceal the lowest figures, all values between 0 and 4 are replaced by asterisk.

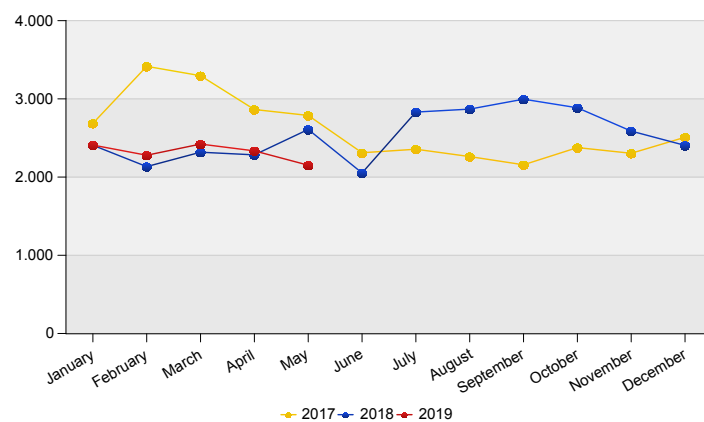
Top Total asylum applications in The Netherlands
May 2019

	Country of citizenship		%
1	Syrian Arab Republic	286	13%
2	Nigeria	248	12%
3	Iran (Islamic Republic of)	176	8%
4	Eritrea	158	7%
5	Turkey	100	5%
6	Iraq	87	4%
7	Afghanistan	86	4%
8	Morocco	83	4%
9	Algeria	69	3%
10	Azerbaijan	67	3%
	Others	792	37%
Total May 2019		2.152	100%

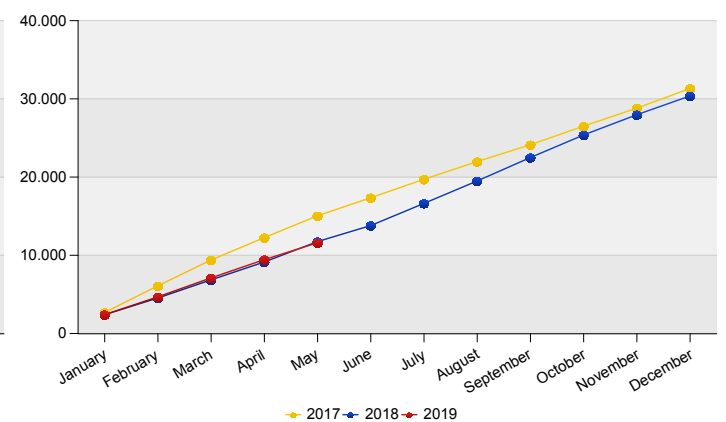
Top Nationalities total applications last twelve months
Period: Jun 2018 - May 2019
Number of total asylum applications: 30.225



Total asylum applications in The Netherlands



Cumulative development of total asylum applications in The Netherlands



First asylum applications in The Netherlands
Source: METIS

Top 10 Last thirteen months **first** asylum applications in The Netherlands

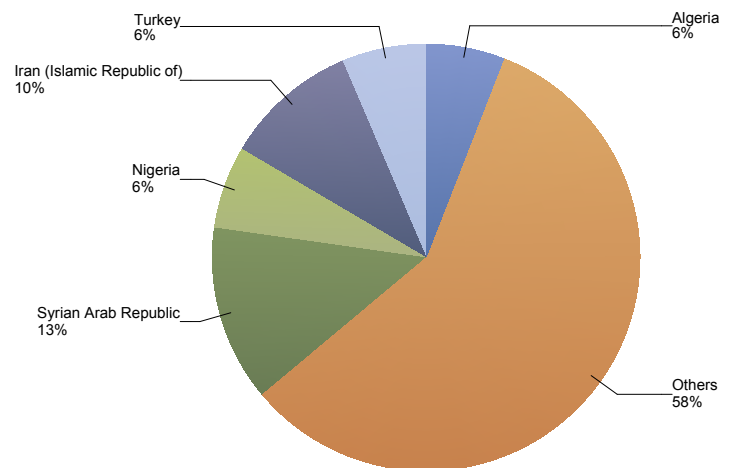
Total 2017	Total 2018	Country of citizenship	2018										2019					Last 12 months	Perc
			May	Jun	Jul	Aug	Sep	Oct	Nov	Dec	Total	Jan	Feb	Mar	Apr	May	Total		
2.202	2.956	Syrian Arab Republic	234	251	355	337	276	259	192	272	2.176	204	161	212	247	195	1.019	2.961	13%
718	1.869	Iran (Islamic Republic of)	85	84	166	198	317	322	213	150	1.535	156	162	152	186	142	798	2.248	10%
481	1.301	Turkey	95	118	129	144	188	95	124	1.019	110	101	87	116	88	502	1.426	6%	
245	558	Nigeria	37	37	43	47	64	65	87	80	460	121	160	213	230	237	961	1.384	6%
891	1.267	Algeria	79	62	94	126	113	148	143	124	889	131	97	111	108	60	507	1.317	6%
977	1.066	Morocco	86	59	93	81	80	97	126	104	726	121	99	93	90	73	476	1.116	5%
342	831	Moldova, Republic of	76	39	50	40	101	105	113	79	603	73	71	186	72	58	460	987	4%
1.095	1.284	Eritrea	149	98	139	108	98	101	52	53	798	38	55	42	31	40	206	855	4%
724	737	Iraq	64	46	48	56	79	96	84	59	532	57	57	43	51	52	260	728	3%
550	678	Unknown	57	36	76	74	45	66	62	73	489	55	55	55	34	60	259	691	3%
6.491	7.806	Others	614	463	718	813	888	840	673	654	5.663	776	677	682	702	622	3.459	8.508	38%
14.716	20.353	Total	1.576	1.293	1.911	2.024	2.249	2.225	1.840	1.772	14.890	1.842	1.695	1.876	1.867	1.627	8.907	22.221	100%

* To conceal the lowest figures, all values between 0 and 4 are replaced by asterisk.

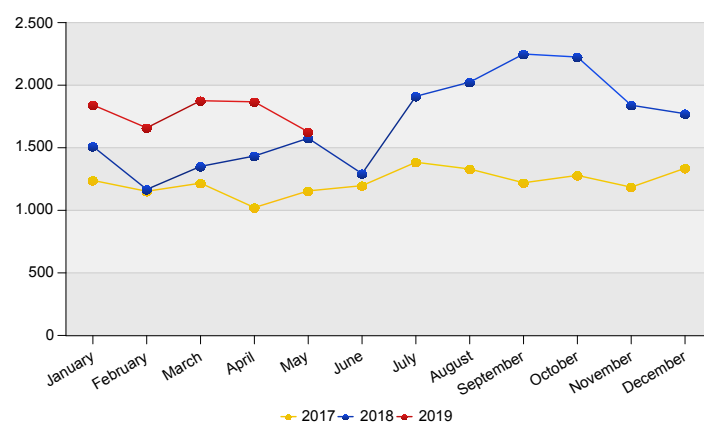
Top First asylum applications in The Netherlands
May 2019

	Country of citizenship		%
1	Nigeria	237	15%
2	Syrian Arab Republic	195	12%
3	Iran (Islamic Republic of)	142	9%
4	Turkey	88	5%
5	Morocco	73	4%
6	Algeria	60	4%
7	Unknown	60	4%
8	Azerbaijan	58	4%
9	Moldova, Republic of	58	4%
10	Iraq	52	3%
11	Eritrea	40	2%
12	Gambia	39	2%
	Others	525	32%
Total May 2019		1.627	100%

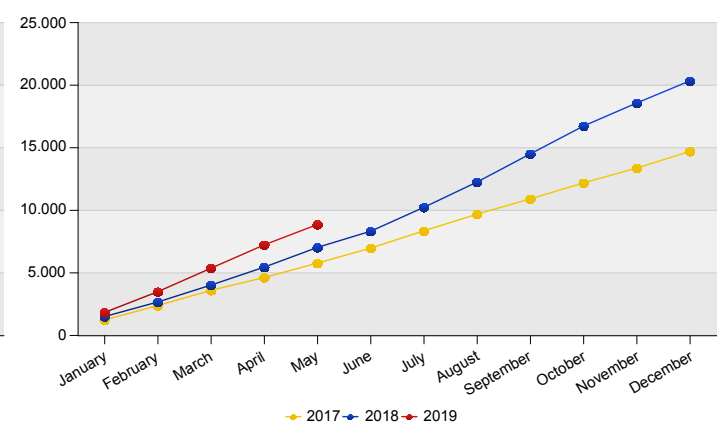
Top Nationalities first applications last twelve months
Period: Jun 2018 - May 2019
Number of first asylum applications: 22.185



First asylum applications in The Netherlands



Cumulative development of first asylum applications in The Netherlands



Repeated asylum applications in The Netherlands
Source: METIS

Top 10 Last thirteen months repeated asylum applications in The Netherlands

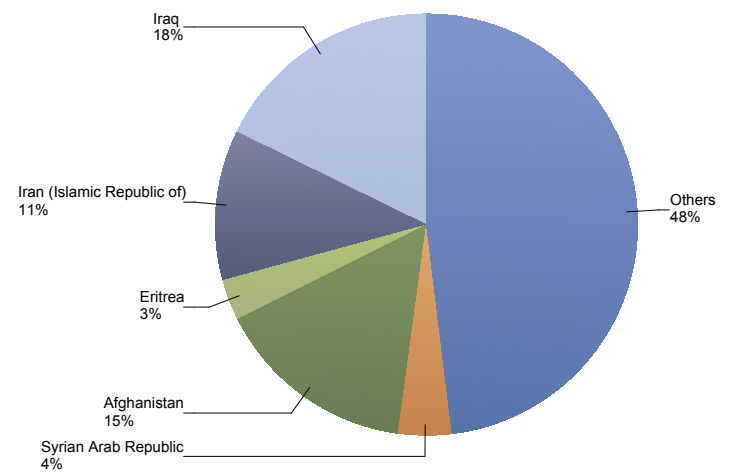
Total 2017	Total 2018	Country of citizenship	2018										2019					Last 12 months	Perc
			May	Jun	Jul	Aug	Sep	Oct	Nov	Dec	Total	Jan	Feb	Mar	Apr	May	Total		
249	658	Iraq	21	25	76	123	112	54	65	51	527	33	43	44	32	25	177	683	18%
464	634	Afghanistan	45	59	47	89	68	50	50	47	455	40	29	39	36	41	185	595	15%
176	432	Iran (Islamic Republic of)	42	27	49	48	37	45	40	41	329	26	37	29	32	31	155	442	11%
45	110	Syrian Arab Republic	6	*	10	20	9	8	13	8	78	14	11	27	18	15	85	157	4%
62	105	Eritrea	*	8	11	8	9	11	14	14	75	13	5	10	7	11	46	121	3%
36	95	Morocco	5	8	6	6	5	7	12	13	62	5	8	10	15	10	48	105	3%
33	68	Algeria	7	6	*	8	10	8	5	5	53	11	12	*	17	9	53	99	3%
76	103	Somalia	8	6	9	11	*	10	16	6	70	7	*	8	5	9	32	94	2%
77	92	Nigeria	8	9	9	9	14	8	*	*	65	6	6	11	*	11	36	93	2%
33	62	Libyan Arab Jamahiriya	*	*	7	9	12	8	*	8	52	5	8	8	*	16	41	90	2%
870	1.205	Others	73	67	128	144	119	104	119	121	875	140	118	125	86	97	566	1.368	36%
2.121	3.564	Total	218	222	356	475	399	313	340	318	2.641	300	280	315	254	275	1.424	3.847	100%

* To conceal the lowest figures, all values between 0 and 4 are replaced by asterisk.

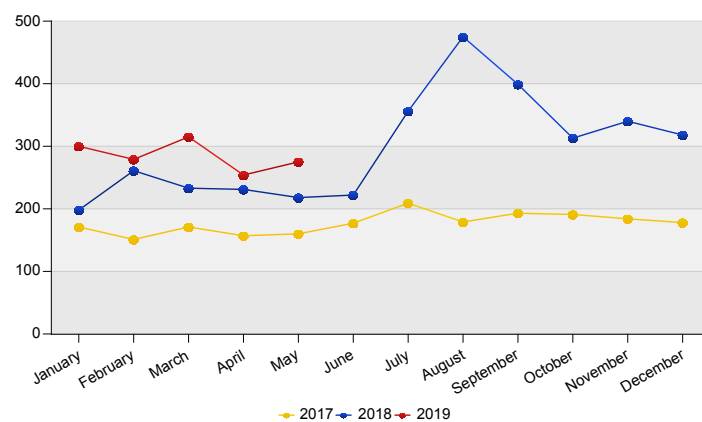
Top Repeated asylum applications in The Netherlands May 2019

Country of citizenship		%
1 Afghanistan	41	15%
2 Iran (Islamic Republic of)	31	11%
3 Iraq	25	9%
4 Libyan Arab Jamahiriya	16	6%
5 Syrian Arab Republic	15	5%
Others	147	53%
Total May 2019	275	100%

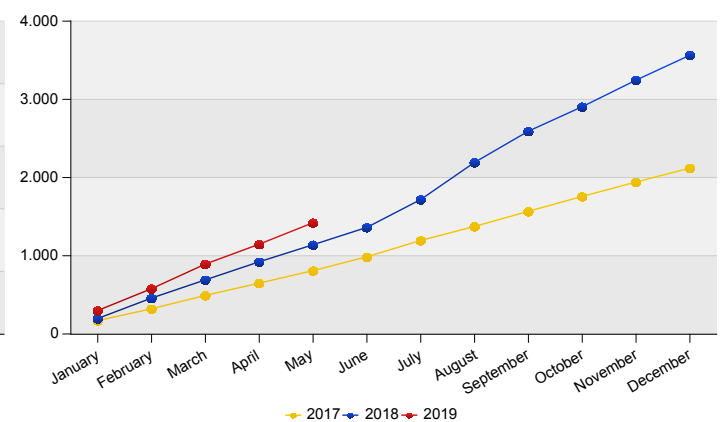
Top Nationalities repeated asylum applications last twelve months
Period: Jun 2018 - May 2019
Number of repeated asylum applications: 3.846



Repeated asylum applications in The Netherlands



Cumulative development of repeated asylum applications in The Netherlands



Influx of family reunification in The Netherlands (Council Directive 2003/86/EC Chapter V)
 Source: METIS

Top 10 Last thirteen months Influx of family reunification in The Netherlands

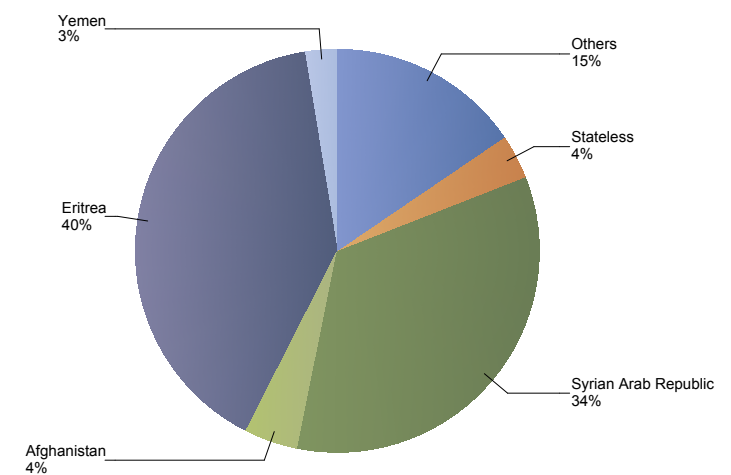
Total 2017	Total 2018	Country of citizenship	2018										2019					Last 12 months	Perc
			May	Jun	Jul	Aug	Sep	Oct	Nov	Dec	Total	Jan	Feb	Mar	Apr	May	Total		
2.881	2.564	Eritrea	339	248	231	155	121	91	170	113	1.468	101	179	74	84	107	545	1.674	40%
8.582	2.137	Syrian Arab Republic	244	159	157	96	122	178	149	135	1.240	108	99	82	70	76	435	1.431	34%
86	248	Afghanistan	29	14	40	23	18	15	19	7	165	10	9	10	*	15	45	181	4%
1.458	238	Stateless	31	18	28	13	9	11	16	12	138	*	19	8	7	5	42	149	4%
47	129	Yemen	18	17	20	17	7	6	*	6	94	*	*	11	7	10	33	109	3%
445	193	Iraq	17	22	26	6	*	*	8	*	87	7	*	6	6	10	30	100	2%
107	178	Somalia	27	11	6	20	20	7	*	5	98	7	*	*	8	*	21	92	2%
121	121	Iran (Islamic Republic of)	10	5	5	11	12	*	*	*	51	5	7	5	*	*	22	63	2%
*	*	Turkey	6	6	*	10	6	*	6	*	42	*	*	*	7	7	22	58	1%
305	134	Unknown	20	6	9	6	*	*	*	*	51	*	*	*	*	*	8	39	1%
456	469	Others	74	32	38	13	27	34	29	25	272	19	16	29	21	15	100	298	7%
14.490	6.463	Total	815	538	564	370	348	348	408	315	3.706	267	341	231	214	250	1.303	4.194	100%

* To conceal the lowest figures, all values between 0 and 4 are replaced by asterisk.

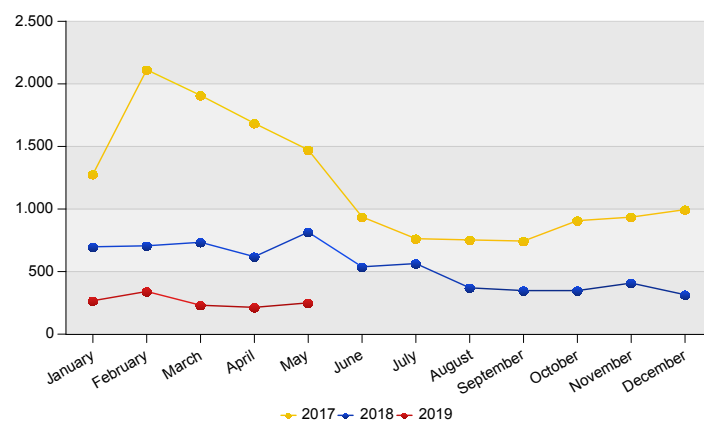
Top Influx of family reunification in The Netherlands
 May 2019

	Country of citizenship		%
1	Eritrea	107	43%
2	Syrian Arab Republic	76	30%
3	Afghanistan	15	6%
4	Iraq	10	4%
5	Yemen	10	4%
6	Pakistan	7	3%
7	Turkey	7	3%
	Others	18	7%
Total May 2019		250	100%

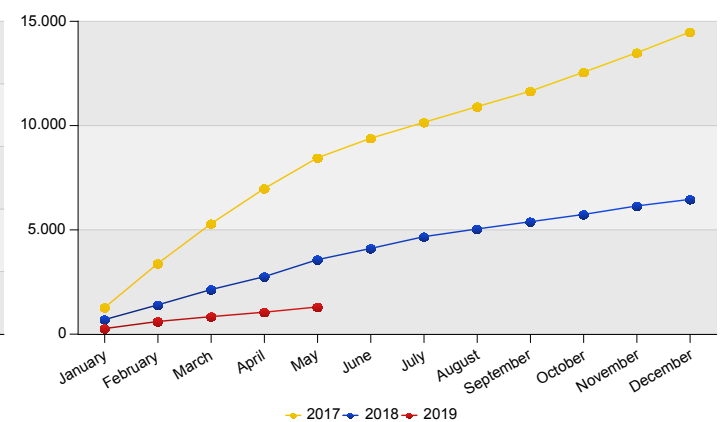
Top Nationalities Influx of family reunification last twelve months
 Period: Jun 2018 - May 2019
 Number of influx family reunification: 4.194



Influx of family reunification in The Netherlands



Cumulative development of Influx of family reunification in The Netherlands



Influx of indicated unaccompanied minor asylum seekers in The Netherlands
 Source: METIS

Top 10 Unaccompanied minor asylum applications in The Netherlands

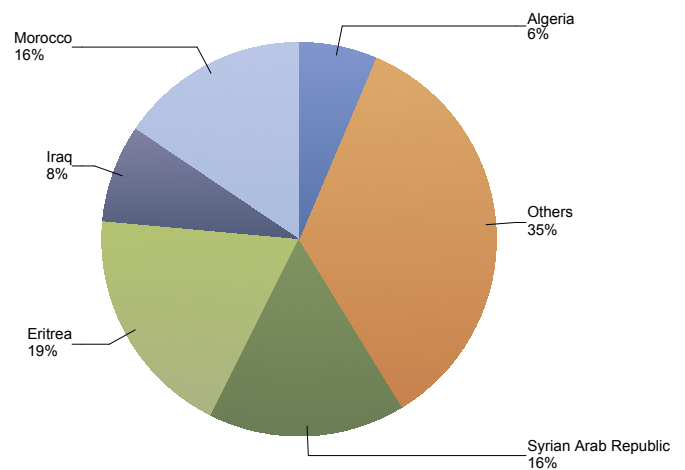
Total 2017	Total 2018	Country of citizenship	2018										2019					Last 12 months	Perc
			May	Jun	Jul	Aug	Sep	Oct	Nov	Dec	Total	Jan	Feb	Mar	Apr	May	Total		
479	428	Eritrea	57	29	49	20	36	24	13	12	240	9	9	6	9	8	41	224	19%
135	172	Syrian Arab Republic	11	22	15	27	9	13	12	18	127	16	12	17	17	12	74	190	16%
74	145	Morocco	10	11	16	9	13	20	24	16	119	22	13	17	14	8	74	183	16%
22	69	Iraq	*	*	*	7	*	20	16	*	57	11	14	6	5	5	41	94	8%
54	55	Algeria	*	*	9	*	5	*	16	6	45	15	*	11	*	*	33	75	6%
47	55	Guinea	*	*	*	*	11	*	7	9	41	*	5	*	*	*	15	53	5%
20	28	Gambia	*	*	*	*	*	*	5	10	26	*	*	*	*	8	16	41	3%
65	31	Afghanistan	*	*	*	*	6	5	*	*	26	*	*	5	*	*	15	37	3%
23	26	Unknown	*	*	*	5	*	*	*	*	23	5	*	*	*	*	14	35	3%
30	31	Albania	*	6	5	*	*	*	*	*	27	*	*	*	*	*	7	31	3%
232	185	Others	21	12	12	16	29	17	19	24	150	25	15	*	25	15	84	213	18%
1.181	1.225	Total	119	89	117	97	122	109	121	107	881	111	84	76	82	61	414	1.176	100%

* To conceal the lowest figures, all values between 0 and 4 are replaced by asterisk.

Top Unaccompanied minor asylum applications in The Netherlands May 2019

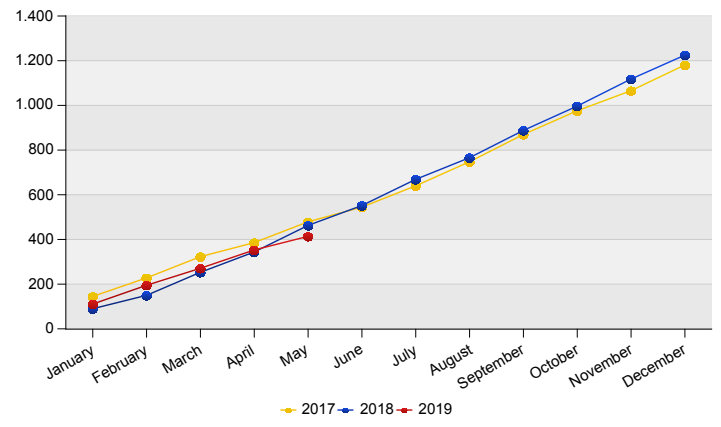
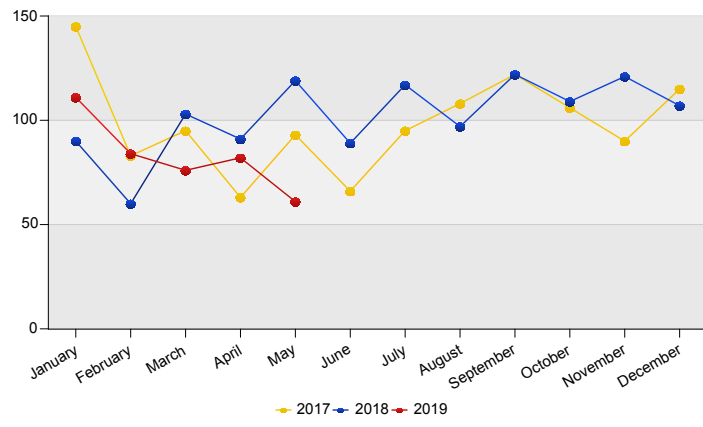
	Country of citizenship		%
1	Syrian Arab Republic	12	20%
2	Eritrea	8	13%
3	Gambia	8	13%
4	Morocco	8	13%
5	Iraq	5	8%
6	Afghanistan	*	3%
7	Iran (Islamic Republic of)	*	3%
8	Unknown	*	3%
9	Armenia	*	2%
10	Cameroon	*	2%
11	Congo, the Republic of the	*	2%
12	El Salvador	*	2%
13	Ghana	*	2%
14	Guinea	*	2%
15	Pakistan	*	2%
16	Senegal	*	2%
17	Somalia	*	2%
18	Sudan	*	2%
19	Tunisia	*	2%
20	Turkey	*	2%
21	United States of America	*	2%
22	Yemen	*	2%
	Others	*	0%
Total May 2019		61	100%

Top Nationalities unaccompanied minor asylum applications last twelve months
 Period: Jun 2018 - May 2019
 Number of unaccompanied minor asylum applications: 1.176



Unaccompanied minor asylum applications in The Netherlands

Cumulative development of Unaccompanied minor asylum applications in The Netherlands





Monthly First Asylum Applications in The Netherlands in 2019

Source: METiS

Country of citizenships	Jan	Feb	Mar	Apr	May	2019	Total 2018	Total 2017
Afghanistan	19	23	24	29	30	125	325	322
Albania	25	18	20	11	14	88	551	365
Algeria	131	97	111	108	60	507	1.267	891
Angola	8	*	*	*	13	31	30	27
Antigua and Barbuda	*	*	*	*	*	*	*	*
Argentina	*	*	*	*	*	*	*	*
Armenia	14	5	8	5	*	36	62	109
Australia	*	*	*	*	*	*	*	*
Azerbaijan	48	23	40	42	58	211	239	113
Bahamas	*	*	*	*	*	*	*	*
Bahrain	*	*	*	*	*	*	5	8
Bangladesh	*	*	6	*	*	9	22	18
Belarus	*	17	*	10	18	52	252	103
Belgium	*	*	*	*	*	*	*	*
Benin	*	*	*	*	*	*	11	13
Bosnia and Herzegovina	17	*	*	*	*	26	49	67
Brazil	*	*	*	*	*	*	7	10
Bulgaria	*	*	*	*	*	*	*	*
Burkina Faso	*	*	*	*	*	*	6	8
Burundi	*	*	*	*	*	*	11	29
Cambodia	*	*	*	*	*	*	*	*
Cameroon	12	*	*	5	5	29	28	39
Canada	*	*	*	*	*	*	*	*
Cape Verde	*	*	*	*	*	*	*	*
Central African Republic	*	*	*	*	*	*	*	*
Chad	5	*	*	*	*	13	36	30
Chile	*	*	*	*	*	*	*	*
China (including Hong Kong)	11	19	16	16	14	76	164	149
Colombia	7	15	*	7	7	39	44	36
Comoros	*	*	*	*	*	*	*	*
Congo, the Democratic Republic of the	*	*	*	*	*	*	14	13
Congo, the Republic of the	*	*	*	5	*	15	27	43
Costa Rica	*	*	*	*	*	*	*	*
Cote d'Ivoire	5	*	*	5	*	14	51	41
Croatia	*	*	*	*	*	*	*	*
Cuba	*	*	*	*	*	10	162	256
Czech Republic	*	*	*	*	*	*	*	*
Djibouti	*	*	*	*	*	*	5	*
Dominica	*	*	*	*	*	*	*	*
Dominican Republic	*	*	*	*	*	*	7	9
East Timor	*	*	*	*	*	*	*	*
Ecuador	*	*	*	*	*	*	*	*
Egypt	16	13	14	10	7	60	149	178
El Salvador	8	*	6	*	*	21	21	18
Eritrea	38	55	42	31	40	206	1.284	1.095
Estonia	*	*	*	*	*	*	*	*
Ethiopia	5	10	8	*	6	33	54	124
Finland	*	*	*	*	*	*	*	*
France	*	*	*	*	*	*	*	*
Gabon	*	*	*	*	*	*	*	*
Gambia	39	45	59	54	39	236	351	214
Georgia	24	19	33	12	26	114	350	487
Germany	*	*	*	*	*	*	5	*
Ghana	15	*	12	12	*	47	80	39



Monthly First Asylum Applications in The Netherlands in 2019

Source: METiS

Country of citizenships	Jan	Feb	Mar	Apr	May	2019	Total 2018	Total 2017
Greece	*	*	*	*	*	*	*	*
Guatemala	*	*	*	*	*	*	*	*
Guinea	26	20	22	16	*	86	242	330
Guinea-Bissau	5	*	*	5	*	17	17	29
Guyana	*	*	*	*	*	*	*	*
Haiti	*	*	*	*	*	*	*	*
Honduras	*	*	*	*	*	*	7	12
Hungary	*	*	*	*	*	*	*	*
India	*	*	*	*	14	19	49	37
Indonesia	*	*	*	*	*	6	8	*
Iran (Islamic Republic of)	156	162	152	186	142	798	1.869	718
Iraq	57	57	43	51	52	260	737	724
Israel	*	*	*	*	*	*	6	6
Italy	*	*	*	*	*	*	*	*
Jamaica	*	*	*	*	*	6	16	14
Japan	*	*	*	*	*	*	*	*
Jordan	*	10	10	10	5	37	74	34
Kazakhstan	*	*	*	*	*	5	17	15
Kenya	*	*	*	*	*	*	17	10
Korea, Democratic People's Republic of	*	*	*	*	*	*	*	*
Kosovo / UNSCR 1244	*	*	*	16	*	24	36	36
Kuwait	*	*	*	*	*	5	*	6
Kyrgyzstan	*	7	*	*	*	10	10	9
Lao People's Democratic Republic	*	*	*	*	*	*	*	*
Latvia	*	*	*	*	*	*	*	*
Lebanon	9	5	*	8	8	32	71	61
Liberia	*	5	5	*	*	17	22	15
Libyan Arab Jamahiriya	45	16	32	35	16	144	462	357
Lithuania	*	*	*	*	*	*	*	*
Malaysia	*	*	*	*	*	*	*	*
Mali	*	*	*	*	*	16	37	60
Mauritania	*	*	*	*	*	8	10	18
Mexico	*	*	*	*	*	*	*	5
Moldova, Republic of	73	71	186	72	58	460	831	342
Mongolia	*	*	*	*	*	6	23	19
Montenegro	*	*	*	*	7	14	*	5
Morocco	121	99	93	90	73	476	1.066	977
Mozambique	*	*	*	*	*	*	*	*
Myanmar	*	*	*	*	*	5	32	28
Namibia	*	*	*	*	*	*	*	*
Nepal	*	*	*	*	*	*	*	*
Netherlands	*	*	*	*	*	*	8	7
Nicaragua	*	6	*	*	*	14	30	*
Niger	*	5	*	*	*	12	24	13
Nigeria	121	160	213	230	237	961	558	245
Norway	*	*	*	*	*	*	*	*
Oman	*	*	*	*	*	*	*	*
Pakistan	27	29	21	32	29	138	309	181
Palestinian Territory, Occupied	*	*	5	*	*	14	79	74
Panama	*	*	*	*	*	*	*	*
Peru	*	*	*	*	*	*	*	*
Philippines	*	*	*	*	*	*	*	*
Poland	*	*	*	*	*	*	*	*
Qatar	*	*	*	*	*	*	*	*



Monthly First Asylum Applications in The Netherlands in 2019

Source: METiS

Country of citizenships	Jan	Feb	Mar	Apr	May	2019	Total 2018	Total 2017
Republic of North Macedonia	*	28	12	24	20	84	*	*
Russian Federation	24	26	19	26	21	116	294	316
Rwanda	*	*	*	*	*	*	20	*
Saint Lucia	*	*	*	*	*	*	*	*
Saint Vincent and the Grenadines	*	*	*	*	*	*	*	*
Saudi Arabia	*	*	*	*	*	5	10	6
Senegal	8	11	11	11	8	49	62	81
Serbia	48	49	20	40	17	174	125	174
Sierra Leone	9	8	*	10	13	43	88	67
Slovak Republic	*	*	*	*	*	*	*	*
Somalia	15	18	13	17	18	81	133	124
South Africa	*	*	*	*	*	*	5	12
South Sudan	*	*	*	*	*	*	*	*
Spain	*	*	*	*	*	*	*	7
Sri Lanka	7	*	*	7	5	26	30	46
Stateless	7	*	*	*	5	18	49	120
Sudan	20	12	16	11	13	72	249	260
Suriname	*	*	*	*	*	*	6	8
Syrian Arab Republic	204	161	212	247	195	1.019	2.956	2.202
Taiwan	*	*	*	*	*	*	*	*
Tajikistan	13	5	7	11	7	43	178	59
Tanzania, United Republic of	*	*	*	*	*	*	6	14
Thailand	*	*	*	*	*	*	*	*
the former Yugoslav Republic of Macedonia	22	8	*	*	*	30	92	112
Togo	*	*	5	*	*	10	7	10
Trinidad and Tobago	*	*	*	*	*	6	23	34
Tunisia	31	12	22	30	30	125	387	172
Turkey	110	101	87	116	88	502	1.301	481
Turkmenistan	*	*	*	*	*	*	10	*
Uganda	23	16	35	23	13	110	145	72
Ukraine	12	14	11	12	16	65	303	139
United Arab Emirates	*	*	*	*	*	*	*	*
United Kingdom	*	*	*	*	*	*	*	5
United States of America	*	*	*	*	*	9	25	20
Unknown	55	55	55	34	60	259	678	550
Uzbekistan	*	*	*	*	*	*	12	5
Venezuela	17	9	17	10	8	61	150	77
Viet Nam	*	*	9	*	*	18	41	27
Yemen	60	47	61	58	36	262	528	171
Zambia	*	*	*	*	*	*	*	*
Zimbabwe	*	*	*	*	*	5	5	17
Other	*	*	*	*	*	*	7	16
Totaal	1.842	1.659	1.876	1.867	1.627	8.871	20.353	14.716

* To conceal the lowest figures, all values between 0 and 4 are replaced by asterisk.
Selection criterion for this table: all nationalities with at least 1 application in the current year.