



Immigratie- en Naturalisatiedienst  
*Ministerie van Justitie en Veiligheid*

## **Asylum Trends**

Monthly Report on Asylum Applications in The Netherlands

May 2020

## Colophon

<b>Title</b>	Asylum Trends
<b>Subtitle</b>	Monthly Report on Asylum Applications in The Netherlands Recent trends
<b>Author</b>	Ministry of Justice and Security Immigration and Naturalisation Service (IND) IND Business Information Centre (BIC) Rijnstraat 8   2515 XP Den Haag Postbus 16275   2500 BG Den Haag

Migratie in beweging



EUROPESE UNIE  
Het Fonds voor asiel,  
migratie en integratie

# Contents

<i>Colophon</i>	2
-----------------	---

## **Asylum applications in The Netherlands**

Total asylum applications in The Netherlands	4
First asylum applications in The Netherlands	5
Repeated asylum applications in The Netherlands	6
Family reunification in The Netherlands	7
Unaccompanied minor asylum seekers in The Netherlands	8
Monthly first asylum applications in The Netherlands	9

## **Appendix**

Appendix: Relocation and Resettlement

Appendix: Eurostat

**Total asylum influx in The Netherlands (first applications, repeated applications, family reunification influx)**  
Source: METIS

Top 10 Last thirteen months **total** asylum applications in The Netherlands

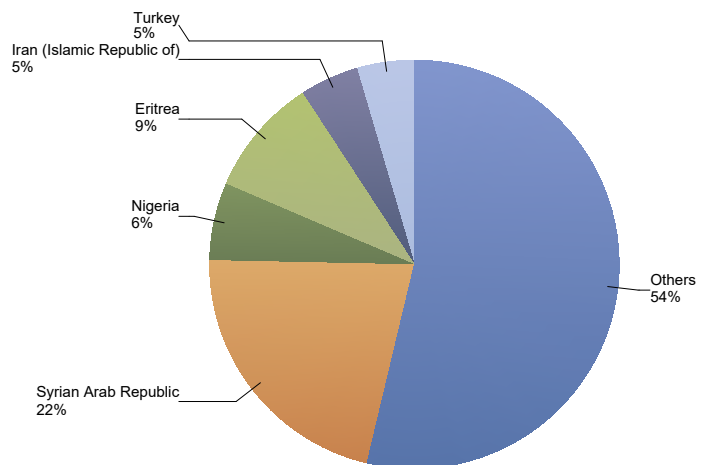
Total 2018	Total 2019	Country of citizenship	2019										2020						Last 12 months	Perc
			May	Jun	Jul	Aug	Sep	Oct	Nov	Dec	Total	Jan	Feb	Mar	Apr	May	Total			
5.203	5.199	Syrian Arab Republic	288	392	423	417	604	601	499	721	3.945	673	491	261	126	113	1.664	5.321	22%	
3.953	2.365	Eritrea	162	272	299	165	211	186	191	245	1.731	303	252	77	61	41	734	2.303	9%	
659	2.206	Nigeria	254	218	243	188	189	128	125	124	1.469	109	99	58	9	13	288	1.503	6%	
2.422	1.857	Iran (Islamic Republic of)	183	161	132	145	125	125	99	90	1.060	110	79	29	30	22	270	1.147	5%	
1.382	1.357	Turkey	102	105	174	112	100	125	71	128	917	90	108	81	9	19	307	1.122	5%	
1.336	1.317	Algeria	68	82	87	84	126	145	124	114	830	152	102	57	19	10	340	1.102	4%	
1.163	1.191	Morocco	90	97	112	95	93	105	67	93	752	109	81	59	16	17	282	944	4%	
659	852	Yemen	49	52	74	71	93	83	75	105	602	88	65	68	38	18	277	830	3%	
859	923	Unknown	62	79	103	70	92	109	68	84	667	79	49	43	25	27	223	828	3%	
1.207	893	Afghanistan	95	58	75	91	84	75	59	87	624	112	77	57	13	5	264	793	3%	
11.537	11.275	Others	841	833	909	909	912	1.010	1.190	793	7.397	762	744	449	95	128	2.178	8.734	35%	
<b>30.380</b>	<b>29.435</b>	<b>Total</b>	<b>2.194</b>	<b>2.349</b>	<b>2.631</b>	<b>2.347</b>	<b>2.629</b>	<b>2.692</b>	<b>2.568</b>	<b>2.584</b>	<b>19.994</b>	<b>2.587</b>	<b>2.147</b>	<b>1.239</b>	<b>441</b>	<b>413</b>	<b>6.827</b>	<b>24.627</b>	<b>100%</b>	

\* To conceal the lowest figures, all values between 0 and 4 are replaced by asterisk.

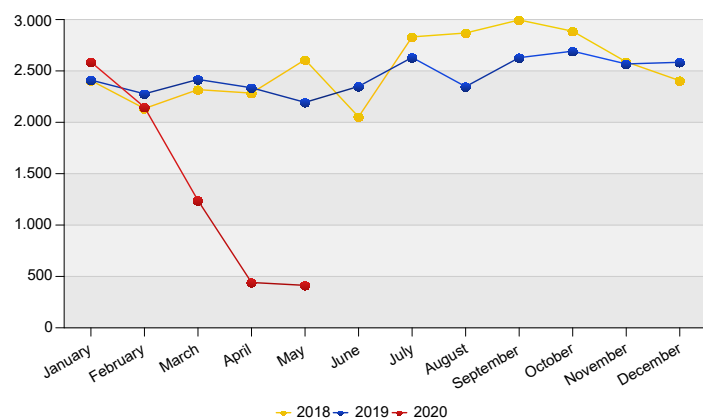
Top Total asylum applications in The Netherlands  
May 2020

	Country of citizenship		%
1	Syrian Arab Republic	113	27%
2	Eritrea	41	10%
3	Unknown	27	7%
4	Iran (Islamic Republic of)	22	5%
5	Turkey	19	5%
6	Pakistan	18	4%
7	Yemen	18	4%
8	Iraq	17	4%
9	Morocco	17	4%
10	Nigeria	13	3%
11	Algeria	10	2%
12	Uganda	9	2%
	Others	89	22%
<b>Total May 2020</b>		<b>413</b>	<b>100%</b>

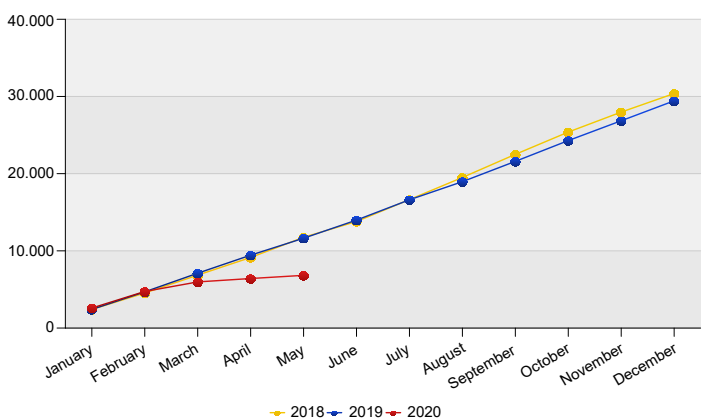
Top Nationalities total applications last twelve months  
Period: Jun 2019 - May 2020  
Number of total asylum applications: 24.627



Total asylum applications in The Netherlands



Cumulative development of total asylum applications in The Netherlands



**First asylum applications in The Netherlands**  
Source: METIS

Top 10 Last thirteen months **first** asylum applications in The Netherlands

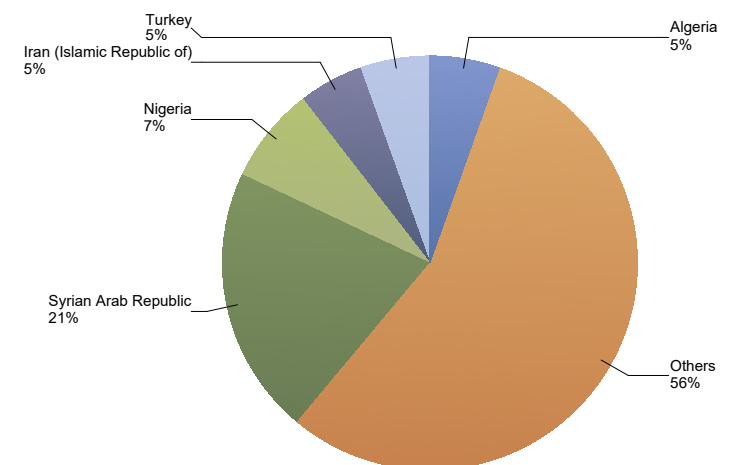
Total 2018	Total 2019 **	Country of citizenship	2019										2020					Last 12 months	Perc
			May	Jun	Jul	Aug	Sep	Oct	Nov	Dec	Total	Jan	Feb	Mar	Apr	May	Total		
2.956	3.675	Syrian Arab Republic	196	281	302	344	466	401	343	520	2.853	560	317	218	69	106	1.270	3.927	21%
558	2.102	Nigeria	242	207	236	177	176	121	120	114	1.393	98	84	50	8	13	253	1.404	7%
1.301	1.251	Turkey	90	97	154	106	86	113	68	123	837	82	96	76	6	19	279	1.026	5%
1.267	1.211	Algeria	58	75	71	77	122	131	121	111	766	143	92	52	17	9	313	1.021	5%
1.869	1.534	Iran (Islamic Republic of)	147	134	106	131	107	105	83	66	879	87	58	21	26	17	209	941	5%
1.066	1.062	Morocco	79	83	92	85	86	93	60	85	663	99	75	56	15	17	262	846	5%
678	870	Unknown	61	73	101	62	88	105	64	80	634	73	41	41	23	26	204	777	4%
831	1.207	Moldova, Republic of	58	22	13	82	66	203	365	5	814	*	*	*			6	762	4%
528	645	Yemen	36	31	52	42	53	63	54	88	419	51	31	54	20	18	174	557	3%
737	621	Iraq	53	57	69	33	50	41	56	54	413	61	30	18	13	12	134	494	3%
8.562	8.355	Others	624	623	763	741	732	716	739	688	5.626	700	679	434	73	104	1.990	6.992	37%
20.353	22.533	Total	1.644	1.683	1.959	1.880	2.032	2.092	2.073	1.934	15.297	1.955	1.507	1.021	270	341	5.094	18.747	100%

\* To conceal the lowest figures, all values between 0 and 4 are replaced by asterisk.

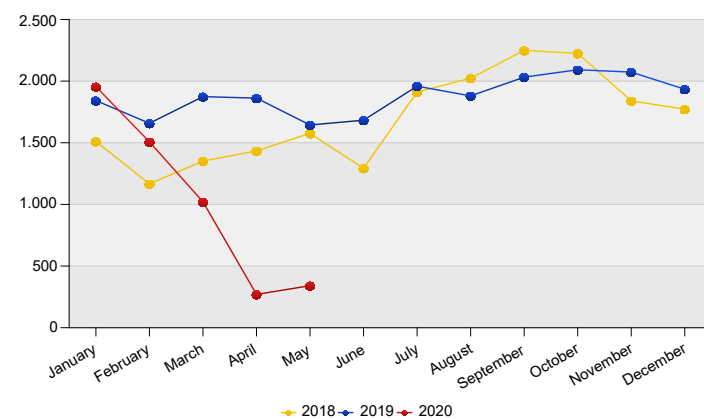
**Top First asylum applications in The Netherlands**  
May 2020

	Country of citizenship		%
1	Syrian Arab Republic	106	31%
2	Unknown	26	8%
3	Turkey	19	6%
4	Yemen	18	5%
5	Iran (Islamic Republic of)	17	5%
6	Morocco	17	5%
7	Nigeria	13	4%
8	Eritrea	12	4%
9	Iraq	12	4%
10	Algeria	9	3%
11	Uganda	9	3%
12	Georgia	7	2%
13	Brazil	6	2%
14	Libyan Arab Jamahiriya	6	2%
15	Pakistan	6	2%
	Others	58	17%
<b>Total May 2020</b>		<b>341</b>	<b>100%</b>

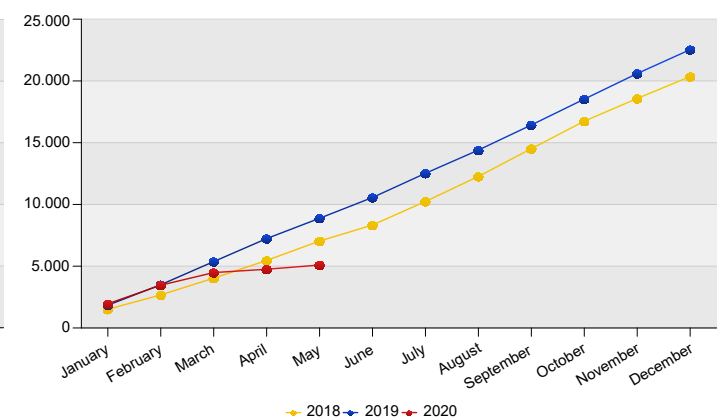
**Top Nationalities first applications last twelve months**  
Period: Jun 2019 - May 2020  
Number of first asylum applications: 18.747



**First asylum applications in The Netherlands**



**Cumulative development of first asylum applications in The Netherlands**



**Repeated asylum applications in The Netherlands**  
Source: METIS

Top 10 Last thirteen months repeated asylum applications in The Netherlands

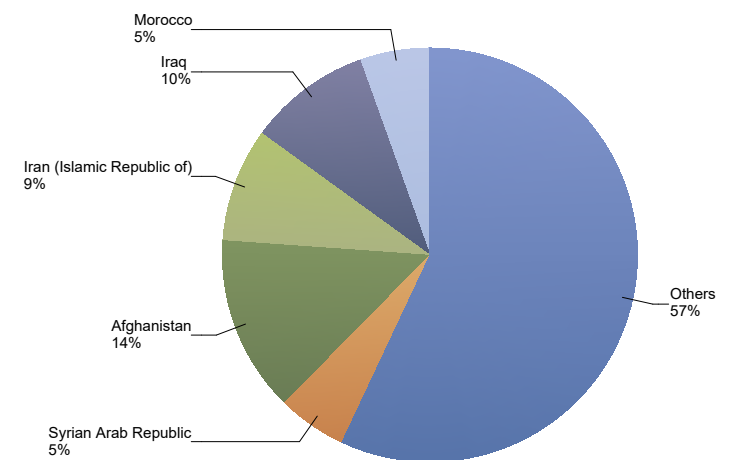
Total 2018	Total 2019	Country of citizenship	2019										2020					Last 12 months	Perc
			May	Jun	Jul	Aug	Sep	Oct	Nov	Dec	Total	Jan	Feb	Mar	Apr	May	Total		
634	354	Afghanistan	44	33	40	23	14	25	13	17	209	29	27	13	5	*	76	241	14%
658	303	Iraq	27	32	12	17	21	9	19	16	153	12	16	9	*	*	41	167	10%
432	261	Iran (Islamic Republic of)	33	22	16	7	16	18	12	13	137	20	18	5	*	5	51	155	9%
95	127	Morocco	11	14	20	10	7	12	5	8	87	10	6	*	*	*	20	96	5%
110	161	Syrian Arab Republic	15	11	14	6	*	17	11	13	91	*	8	*	*	*	18	94	5%
92	95	Nigeria	12	8	7	9	13	7	5	9	70	11	15	8	*	*	35	93	5%
68	106	Algeria	10	7	16	7	*	14	*	*	64	9	10	5	*	*	27	81	5%
105	85	Eritrea	11	12	*	*	*	7	*	9	52	6	9	*	*	*	18	59	3%
103	67	Somalia	9	8	6	*	8	*	*	5	44	*	*	*	*	*	10	45	3%
62	62	Libyan Arab Jamahiriya	16	7	*	*	*	5	*	*	36	*	*	*	*	*	9	29	2%
1.205	1.102	Others	105	95	75	64	81	82	57	75	634	57	51	40	6	8	162	691	39%
3.564	2.723	Total	293	249	213	149	173	199	133	168	1.577	166	167	91	22	21	467	1.751	100%

\* To conceal the lowest figures, all values between 0 and 4 are replaced by asterisk.

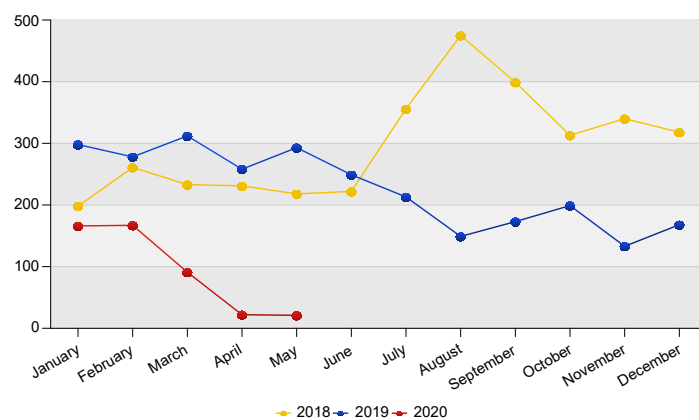
Top Repeated asylum applications in The Netherlands  
May 2020

	Country of citizenship		%
1	Iran (Islamic Republic of)	5	24%
2	Iraq	*	14%
3	Jordan	*	14%
4	Afghanistan	*	10%
5	Stateless	*	10%
6	Syrian Arab Republic	*	10%
7	Algeria	*	5%
8	Cuba	*	5%
9	Guinea	*	5%
10	Sierra Leone	*	5%
	Others	*	0%
<b>Total May 2020</b>		21	100%

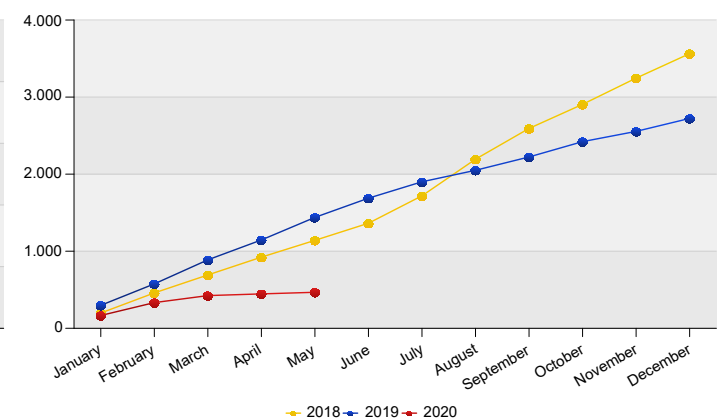
Top Nationalities repeated asylum applications last twelve months  
Period: Jun 2019 - May 2020  
Number of repeated asylum applications: 1.751



Repeated asylum applications in The Netherlands



Cumulative development of repeated asylum applications in The Netherlands



**Influx of family reunification in The Netherlands (Council Directive 2003/86/EC Chapter V)**  
Source: METIS

Top 10 Last thirteen months Influx of family reunification in The Netherlands

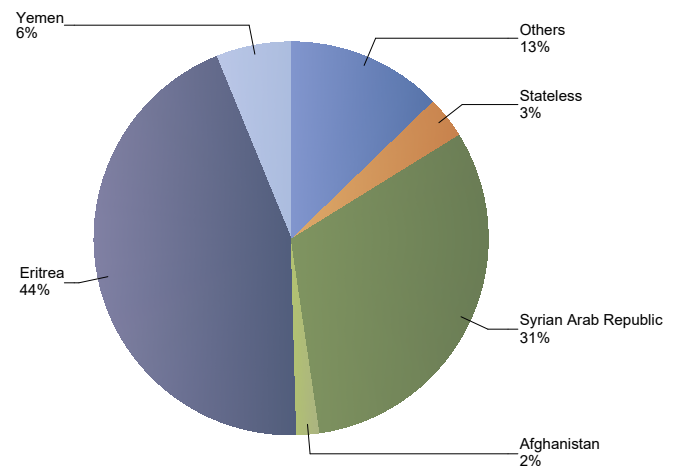
Total 2018	Total 2019	Country of citizenship	2019										2020					Last 12 months	Perc
			May	Jun	Jul	Aug	Sep	Oct	Nov	Dec	Total	Jan	Feb	Mar	Apr	May	Total		
2.564	1.779	Eritrea	110	225	248	129	165	124	144	196	1.341	261	198	52	56	29	596	1.827	44%
2.137	1.363	Syrian Arab Republic	77	100	107	67	134	183	145	188	1.001	109	166	41	55	5	376	1.300	31%
129	201	Yemen	13	21	22	25	40	20	21	16	178	36	33	*	18	*	91	256	6%
238	142	Stateless	5	14	16	17	*	20	16	13	105	9	15	5	13	*	42	142	3%
248	102	Afghanistan	15	*	6	10	20	*	7	8	72	5	9	6	*	*	21	78	2%
52	76	Turkey	7	6	17	5	8	11	*	*	61	6	9	*	*	*	20	74	2%
73	68	Iraq	10	19	5	6	6	5	*	17	71	*	7	*	*	*	11	72	2%
193	91	Pakistan	7	*	13	19	13	*	5	*	60	*	7	*	*	12	19	72	2%
121	62	Iran (Islamic Republic of)	*	5	10	7	*	*	*	11	44	*	*	*	*	*	10	51	1%
50	46	Uganda	*	*	*	13	*	8	*	*	34	6	6	*	*	*	14	45	1%
658	249	Others	7	24	12	20	31	22	11	26	153	29	20	10	*	*	66	212	5%
6.463	4.179	<b>Total</b>	<b>257</b>	<b>417</b>	<b>459</b>	<b>318</b>	<b>424</b>	<b>401</b>	<b>362</b>	<b>482</b>	<b>3.120</b>	<b>466</b>	<b>473</b>	<b>127</b>	<b>149</b>	<b>51</b>	<b>1.266</b>	<b>4.129</b>	<b>100%</b>

\* To conceal the lowest figures, all values between 0 and 4 are replaced by asterisk.

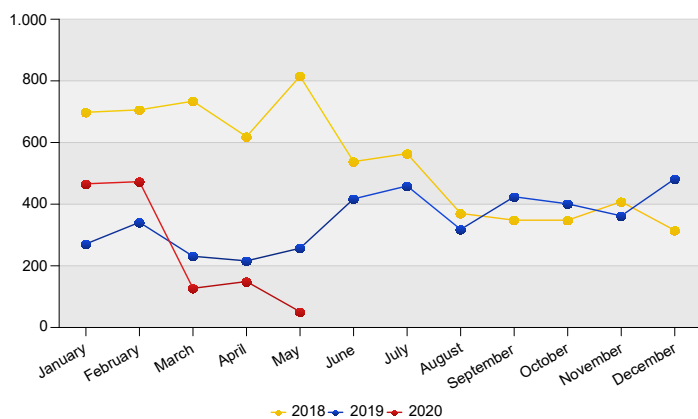
Top Influx of family reunification in The Netherlands  
May 2020

Country of citizenship	%
1 Eritrea	29 57%
2 Pakistan	12 24%
3 Syrian Arab Republic	5 10%
4 Ethiopia	* 4%
5 Iraq	* 4%
6 Unknown	* 2%
Others	* 0%
<b>Total May 2020</b>	<b>51 100%</b>

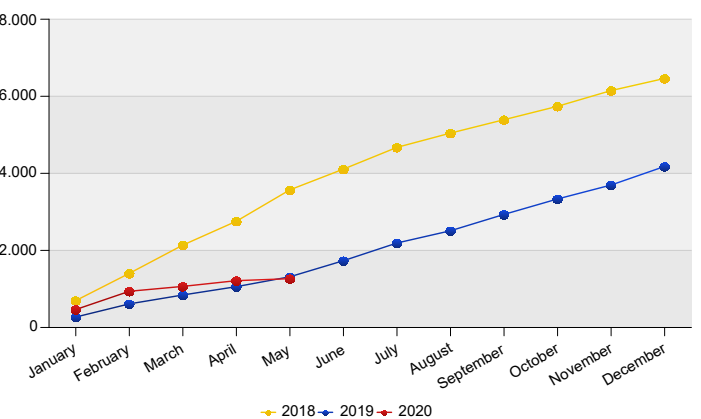
Top Nationalities Influx of family reunification last twelve months  
Period: Jun 2019 - May 2020  
Number of influx family reunification: 4.129



Influx of family reunification in The Netherlands



Cumulative development of Influx of family reunification in The Netherlands



**Influx of indicated unaccompanied minor asylum seekers in The Netherlands**  
Source: METIS

Top 10 Unaccompanied minor asylum applications in The Netherlands

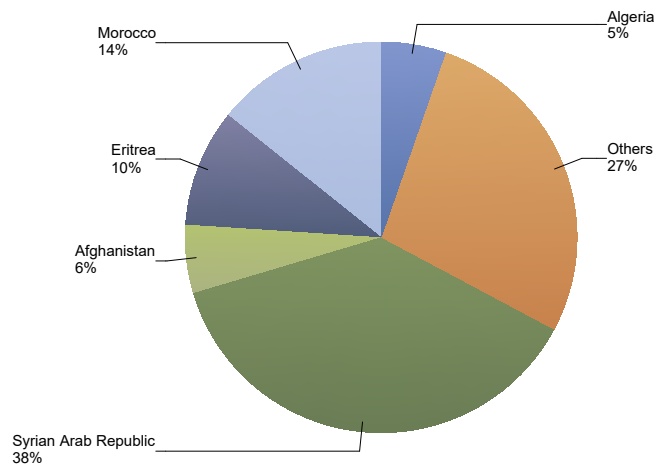
Total 2018	Total 2019	Country of citizenship	2019												2020						Last 12 months	Perc
			May	Jun	Jul	Aug	Sep	Oct	Nov	Dec	Total	Jan	Feb	Mar	Apr	May	Total					
172	308	Syrian Arab Republic	11	22	26	31	41	28	28	56	243	58	27	19	*	13	121	353	38%			
145	163	Morocco	10	12	14	24	7	16	8	13	104	11	10	12	*	5	40	134	14%			
428	111	Eritrea	6	15	8	6	5	18	7	15	80	7	*	*	*	*	17	91	10%			
31	56	Afghanistan	*	*	*	6	10	8	7	7	43	*	7	5	*	*	13	53	6%			
55	68	Algeria	*	*	*	*	*	7	5	14	36	6	*	*	*	*	14	50	5%			
69	64	Iraq	5	*	5	*	*	5	6	*	28	8	5	*	*	*	14	37	4%			
26	35	Unknown	*	*	*	*	*	5	*	*	23	5	*	*	*	*	8	29	3%			
14	26	Somalia	*	*	*	*	5	*	*	*	17	*	*	*	*	*	6	22	2%			
12	23	Yemen	*	*	*	*	*	*	*	*	14	*	*	*	*	*	7	20	2%			
28	23	Gambia	*	*	*	*	*	*	5	*	17	*	*	*	*	*	*	17	2%			
245	169	Others	10	15	16	10	12	16	11	17	107	13	9	12	*	*	36	133	14%			
1.225	1.046	Total	51	77	79	90	90	107	85	133	712	113	68	62	11	24	278	939	100%			

\* To conceal the lowest figures, all values between 0 and 4 are replaced by asterisk.

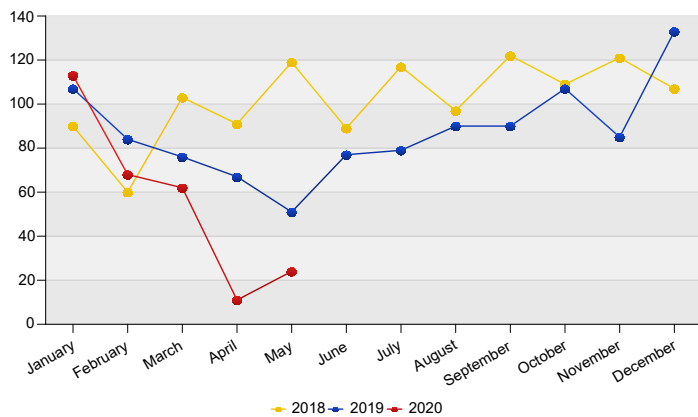
Top Unaccompanied minor asylum applications in The Netherlands May 2020

Country of citizenship		%
1 Syrian Arab Republic	13	54%
2 Morocco	5	21%
3 Eritrea	*	12%
Others	*	12%
<b>Total May 2020</b>	<b>24</b>	<b>100%</b>

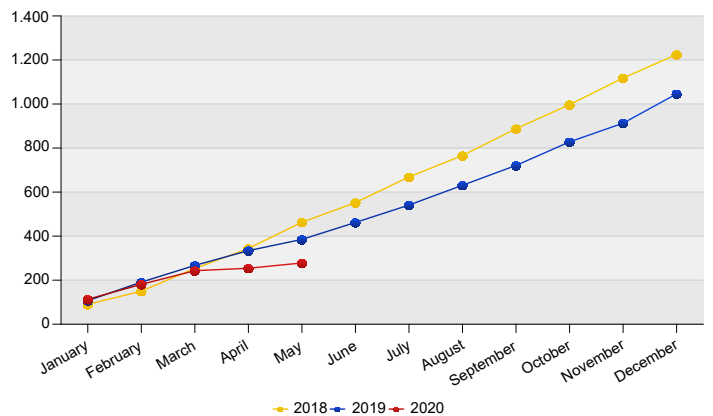
Top Nationalities unaccompanied minor asylum applications last twelve months  
Period: Jun 2019 - May 2020  
Number of unaccompanied minor asylum applications: 939



Unaccompanied minor asylum applications in The Netherlands



Cumulative development of Unaccompanied minor asylum applications in The Netherlands





Monthly First Asylum Applications in The Netherlands in 2020

Source: METIS

Country of citizenships	Jan	Feb	Mar	Apr	May	2019	2020	Total 2018	Total 2017
Afghanistan	78	41	38	7	*	437	167	325	322
Albania	5	23	*	*	*	192	34	551	365
Algeria	143	92	52	17	9	1.211	313	1.267	891
Angola	*	*	*	*	*	56	9	30	27
Argentina	*	*	*	*	*	*	*	*	*
Armenia	5	7	*	*	*	72	13	62	109
Australia	*	*	*	*	*	*	*	*	*
Austria	*	*	*	*	*	*	*	*	*
Azerbaijan	34	26	14	*	*	375	75	239	113
Bahrain	*	*	*	*	*	*	5	5	8
Bangladesh	5	*	*	*	*	20	11	22	18
Belarus	7	7	10	*	*	165	25	252	103
Belgium	*	*	*	*	*	*	*	*	*
Benin	*	*	*	*	*	*	*	11	13
Bosnia and Herzegovina	*	*	*	*	*	72	*	49	67
Brazil	*	*	*	*	6	8	8	7	10
Bulgaria	*	*	*	*	*	*	*	*	*
Burkina Faso	*	*	*	*	*	8	*	6	8
Burundi	*	*	*	*	*	*	*	11	29
Cambodia	*	*	*	*	*	*	*	*	*
Cameroon	*	*	8	*	*	49	15	28	39
Canada	*	*	*	*	*	*	*	*	*
Cape Verde	*	*	*	*	*	*	*	*	*
Central African Republic	*	*	*	*	*	*	*	*	*
Chad	*	*	*	*	*	22	5	36	30
Chile	*	*	*	*	*	*	*	*	*
China (including Hong Kong)	14	9	*	*	*	155	31	164	149
Colombia	16	32	39	*	*	158	90	44	36
Comoros	*	*	*	*	*	*	*	*	*
Congo, the Democratic Republic of the	*	*	*	*	*	10	*	14	13
Congo, the Republic of the	*	*	*	*	*	43	9	27	43
Costa Rica	*	*	*	*	*	*	*	*	*
Cote d'Ivoire	6	*	*	*	*	49	12	51	41
Croatia	*	*	*	*	*	*	*	*	*
Cuba	*	*	*	*	*	18	*	162	256
Czech Republic	5	*	*	*	*	*	6	*	*
Djibouti	*	*	*	*	*	*	*	5	*
Dominica	*	*	*	*	*	*	*	*	*
Dominican Republic	*	*	*	*	*	9	5	7	9
East Timor	*	*	*	*	*	8	*	*	*
Ecuador	*	*	*	*	*	*	*	*	*
Egypt	19	9	16	*	*	190	50	149	178
El Salvador	6	8	12	*	*	34	26	21	18
Eritrea	36	45	22	5	12	501	120	1.284	1.095
Estonia	*	*	*	*	*	*	*	*	*
Ethiopia	10	*	5	*	5	92	25	54	124
France	*	*	*	*	*	7	*	*	*
Gabon	*	*	*	*	*	*	*	*	*
Gambia	30	31	13	*	*	539	77	351	214
Georgia	21	34	7	5	7	326	74	350	487
Germany	*	*	*	*	*	9	*	5	*
Ghana	6	*	*	*	*	89	13	80	39
Greece	*	*	*	*	*	5	*	*	*
Grenada	*	*	*	*	*	*	*	*	*
Guatemala	*	*	*	*	*	*	*	*	*
Guinea	16	15	8	*	*	195	43	242	330
Guinea-Bissau	*	*	*	*	*	28	*	17	29
Guyana	*	*	*	*	*	*	*	*	*
Haiti	*	*	*	*	*	7	*	*	*
Honduras	*	*	*	*	*	10	6	7	12

Monthly First Asylum Applications in The Netherlands in 2020

Source: METIS

Country of citizenships	Jan	Feb	Mar	Apr	May	2019	2020	Total 2018	Total 2017
Hungary	*	*	*	*	*	*	*	*	*
India	5	*	*	*	*	49	8	49	37
Indonesia	*	*	*	*	*	8	6	8	*
Iran (Islamic Republic of)	87	58	21	26	17	1.534	209	1.869	718
Iraq	61	30	18	13	12	621	134	737	724
Israel	*	*	*	*	*	*	*	6	6
Italy	*	*	*	*	*	7	*	*	*
Jamaica	*	*	*	*	*	19	*	16	14
Japan	*	*	*	*	*	*	*	*	*
Jordan	21	7	*	*	*	116	32	74	34
Kazakhstan	*	*	*	*	*	36	5	17	15
Kenya	*	*	*	*	*	5	6	17	10
Korea, Democratic People's Republic of	*	*	*	*	*	*	*	*	*
Korea, Republic of	*	*	*	*	*	*	*	*	*
Kosovo / UNSCR 1244	11	*	*	*	*	56	16	36	36
Kuwait	*	*	*	*	*	6	*	*	6
Kyrgyzstan	*	*	*	*	*	16	*	10	9
Lebanon	6	25	9	*	*	119	41	71	61
Liberia	*	*	*	*	*	29	6	22	15
Libyan Arab Jamahiriya	36	17	9	*	6	304	69	462	357
Lithuania	*	*	*	*	*	*	*	*	*
Madagascar	*	*	*	*	*	*	*	*	*
Maldives	*	*	*	*	*	*	*	*	*
Mali	5	*	*	*	*	42	13	37	60
Mauritania	*	*	*	*	*	12	*	10	18
Mauritius	*	*	*	*	*	*	*	*	*
Mexico	*	5	*	*	*	5	5	*	5
Moldova, Republic of	*	*	*	*	*	1.207	6	831	342
Mongolia	*	*	*	*	*	14	*	23	19
Montenegro	*	*	*	*	*	21	*	*	5
Morocco	99	75	56	15	17	1.062	262	1.066	977
Myanmar	*	11	*	*	*	28	13	32	28
Namibia	*	*	*	*	*	*	*	*	*
Nauru	*	*	*	*	*	*	*	*	*
Nepal	*	*	*	*	*	8	*	*	*
Netherlands	*	*	*	*	*	*	*	8	7
Nicaragua	*	*	*	*	*	37	*	30	*
Niger	*	*	6	*	*	56	14	24	13
Nigeria	98	84	50	8	13	2.102	253	558	245
Norway	*	*	*	*	*	*	*	*	*
Oman	*	*	*	*	*	*	*	*	*
Pakistan	42	41	15	*	6	397	108	309	181
Palestinian Territory, Occupied	*	*	*	*	*	40	*	79	74
Peru	*	*	*	*	*	11	7	*	*
Philippines	*	*	*	*	*	*	*	*	*
Poland	*	*	*	*	*	*	*	*	*
Portugal	*	*	*	*	*	*	*	*	*
Qatar	*	*	*	*	*	*	*	*	*
Republic of North Macedonia	23	21	5	*	*	264	49	*	*
Russian Federation	24	19	19	*	*	398	67	294	316
Rwanda	*	*	*	*	*	5	*	20	*
Saint Lucia	*	*	*	*	*	*	*	*	*
Saint Vincent and the Grenadines	*	*	*	*	*	*	*	*	*
Saudi Arabia	*	*	*	*	*	19	6	10	6
Senegal	12	*	*	*	*	107	19	62	81
Serbia	16	25	17	*	*	326	60	125	174
Sierra Leone	*	5	6	*	*	111	18	88	67
Slovak Republic	*	*	*	*	*	*	*	*	*
Somalia	15	15	19	*	*	222	53	133	124
South Africa	*	*	*	*	*	9	*	5	12

### Monthly First Asylum Applications in The Netherlands in 2020

Source: METIS

Country of citizenships	Jan	Feb	Mar	Apr	May	2019	2020	Total 2018	Total 2017
South Sudan	*	*	*	*	*	5	*	*	*
Spain	*	*	*	*	*	*	*	*	7
Sri Lanka	*	6	*	*	*	56	8	30	46
Stateless	6	*	*	*	*	38	13	49	120
Sudan	21	17	31	*	*	199	71	249	260
Suriname	*	*	*	*	*	*	5	6	8
Swaziland	*	*	*	*	*	*	*	*	*
Sweden	*	*	*	*	*	*	*	*	*
Syrian Arab Republic	560	317	218	69	106	3.675	1.270	2.956	2.202
Taiwan	*	*	*	*	*	*	*	*	*
Tajikistan	7	5	*	*	*	109	12	178	59
Tanzania, United Republic of	*	*	7	*	*	14	10	6	14
Thailand	*	*	*	*	*	*	*	*	*
the former Yugoslav Republic of Macedonia	*	*	*	*	*	30	*	92	112
Togo	*	*	*	*	*	11	*	7	10
Trinidad and Tobago	*	*	*	*	*	13	*	23	34
Tunisia	21	24	10	5	5	296	65	387	172
Turkey	82	96	76	6	19	1.251	279	1.301	481
Turkmenistan	*	*	*	*	*	5	*	10	*
Uganda	8	10	13	*	9	220	44	145	72
Ukraine	5	9	6	*	*	132	22	303	139
United Arab Emirates	*	*	*	*	*	*	*	*	*
United Kingdom	*	*	*	*	*	*	*	*	5
United States of America	*	*	*	*	*	17	5	25	20
Unknown	73	41	41	23	26	870	204	678	550
Uruguay	*	*	*	*	*	*	*	*	*
Uzbekistan	*	*	*	*	*	7	*	12	5
Venezuela	12	22	13	*	*	182	51	150	77
Viet Nam	*	*	*	*	*	50	10	41	27
Yemen	51	31	54	20	18	645	174	528	171
Zambia	*	*	*	*	*	*	*	*	*
Zimbabwe	5	*	*	*	*	20	7	5	17
Other	*	*	*	*	*	*	*	16	18
<b>Totaal</b>	<b>1.955</b>	<b>1.507</b>	<b>1.021</b>	<b>270</b>	<b>341</b>	<b>22.533</b>	<b>5.094</b>	<b>20.353</b>	<b>14.716</b>

\* To conceal the lowest figures, all values between 0 and 4 are replaced by asterisk.  
Selection criterion for this table: all nationalities with at least 1 application in the current year.