



Immigratie- en Naturalisatiedienst
Ministerie van Veiligheid en Justitie

Asylum Trends

Monthly Report on Asylum Applications in The Netherlands

March 2017

Colophon

Title	Asylum Trends
Subtitle	Monthly Report on Asylum Applications in The Netherlands Recent trends
Author	Ministry of Security and Justice Immigration and Naturalisation Service (IND) IND Business Information Centre (BIC) Dr. H. Colijnlaan 341 2283 XL Rijswijk Postbus 5800 2280 HV Rijswijk

Contents

<i>Colophon</i>	2
-----------------	---

Asylum applications in The Netherlands

Total asylum applications in The Netherlands	4
First asylum applications in The Netherlands	5
Repeated asylum applications in The Netherlands	6
Family reunification in The Netherlands	7
Unaccompanied minor asylum seekers in The Netherlands	8
Monthly first asylum applications in The Netherlands	9

Appendix

Appendix: Eurostat



Total asylum influx in The Netherlands (first applications, repeated applications, family reunification influx)

Source: METIS

Top 10 Last thirteen months **total** asylum applications in the Netherlands

Total 2015	Total 2016	Country of citizenship	2016												2017 Total	2017			Last 12 months	Perc
			Mar	Apr	May	Jun	Jul	Aug	Sep	Oct	Nov	Dec	Jan	Feb		Mar	Total			
27,710	10,604	Syrian Arab Republic	341	293	359	389	587	587	1,007	1,313	1,809	2,035	8,720	1,050	1,719	1,413	4,182	12,561	38%	
8,434	2,870	Eritrea	141	132	151	169	289	260	291	330	344	345	2,452	298	318	317	933	3,244	10%	
4,942	1,471	Stateless	61	56	50	43	46	101	122	194	232	207	1,112	179	237	333	749	1,800	5%	
99	1,283	Morocco	8	8	12	23	52	128	284	389	224	133	1,261	89	94	96	279	1,532	5%	
55	991	Algeria	19	5	28	11	38	92	227	260	192	103	975	130	96	87	313	1,269	4%	
1,016	1,699	Albania	224	139	131	102	158	137	104	66	84	71	1,216	59	46	41	146	1,138	3%	
2,945	1,447	Afghanistan	74	70	106	105	96	100	73	77	69	82	852	81	93	76	250	1,028	3%	
3,450	1,166	Iraq	93	66	71	62	58	62	63	73	105	72	725	96	101	96	293	925	3%	
445	945	Serbia	80	74	51	54	128	135	80	37	61	78	778	21	33	5	59	757	2%	
2,074	1,037	Iran (Islamic Republic of)	85	79	56	55	50	70	83	71	67	45	661	61	49	65	175	751	2%	
7,710	8,129	Others	648	496	546	591	703	799	791	803	817	708	6,902	635	651	788	2,074	8,328	25%	
58,880	31,642	Total	1,774	1,418	1,561	1,604	2,205	2,471	3,125	3,613	4,004	3,879	25,654	2,699	3,437	3,317	9,453	33,333	100%	

* To conceal the lowest figures, all values between 0 and 4 are replaced by asterisk.

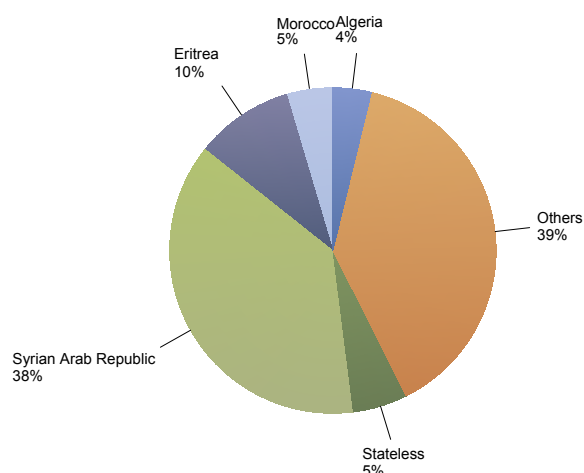
Top Total asylum applications in The Netherlands March 2017

	Country of citizenship		%
1	Syrian Arab Republic	1,413	43%
2	Stateless	333	10%
3	Eritrea	317	10%
4	Unknown	99	3%
5	Iraq	96	3%
6	Morocco	96	3%
7	Algeria	87	3%
8	Afghanistan	76	2%
9	Georgia	76	2%
10	Iran (Islamic Republic of)	65	2%
11	Albania	41	1%
12	Somalia	40	1%
	Others	578	17%
Total March 2017		3,317	100%

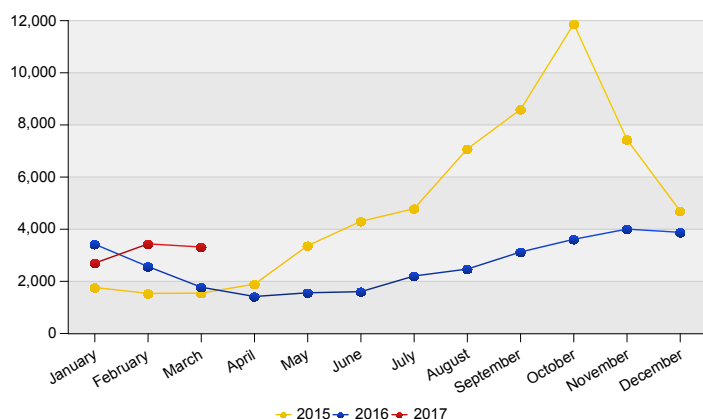
Top Nationalities total applications last twelve months

Period: Apr 2016 - Mar 2017

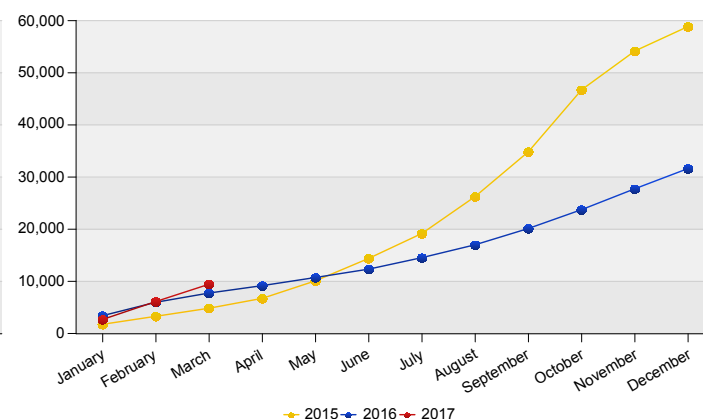
Number of total asylum applications: 33,333



Total asylum applications in The Netherlands



Cumulative development of total asylum applications in The Netherlands





First asylum applications in The Netherlands
Source: METIS

Top 10 Last thirteen months **first** asylum applications in The Netherlands

Total 2015	Total 2016 **	Country of citizenship	2016												2017				Last 12 months	Perc
			Mar	Apr	May	Jun	Jul	Aug	Sep	Oct	Nov	Dec	Total	Jan	Feb	Mar	Total			
7,359	1,497	Eritrea	49	57	69	98	178	172	161	193	203	157	1,337	166	102	98	366	1,654	10%	
80	1,271	Morocco	8	*	12	22	52	128	282	389	224	129	1,250	87	92	96	275	1,517	9%	
18,677	2,158	Syrian Arab Republic	127	87	100	80	109	109	84	138	106	187	1,127	152	141	174	467	1,467	9%	
41	980	Algeria	19	5	26	11	35	90	224	260	192	103	965	122	95	86	303	1,249	8%	
1,005	1,664	Albania	224	132	130	98	154	134	96	65	84	70	1,187	59	45	39	143	1,106	7%	
436	938	Serbia	80	74	51	53	127	135	78	36	59	78	771	14	32	5	51	742	5%	
256	578	Georgia	59	42	42	40	58	41	38	69	79	61	529	71	82	75	228	698	4%	
1,884	884	Iran (Islamic Republic of)	73	66	45	50	37	59	66	58	54	32	540	49	36	43	128	595	4%	
3,009	888	Iraq	78	36	43	49	45	41	41	52	56	46	487	47	57	54	158	567	3%	
2,550	1,026	Afghanistan	50	49	55	60	54	61	45	33	41	35	483	41	29	31	101	534	3%	
7,796	6,287	Others	453	336	408	430	527	646	663	636	628	503	5,230	436	453	522	1,411	6,188	38%	
43,093	18,171	Total	1,220	888	981	991	1,376	1,616	1,778	1,929	1,726	1,401	13,906	1,244	1,164	1,223	3,631	16,317	100%	

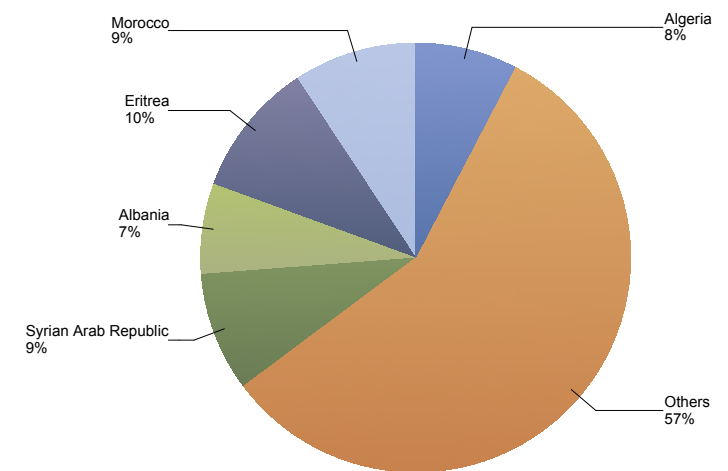
* To conceal the lowest figures, all values between 0 and 4 are replaced by asterisk.

** Analysis of the computerized reporting system has shown that, due to the method of registration and processing in automated reports, some cases may not be included in the figures in this report. The IND is working to adjust its system to remove this discrepancy. Considering the limited size of the discrepancy and to ensure consistency between reports, this report will continue to use the data recorded in the computerized reporting system. The analysis showed that, notwithstanding these figures, the total influx of first asylum applications in 2016 was 18,246.

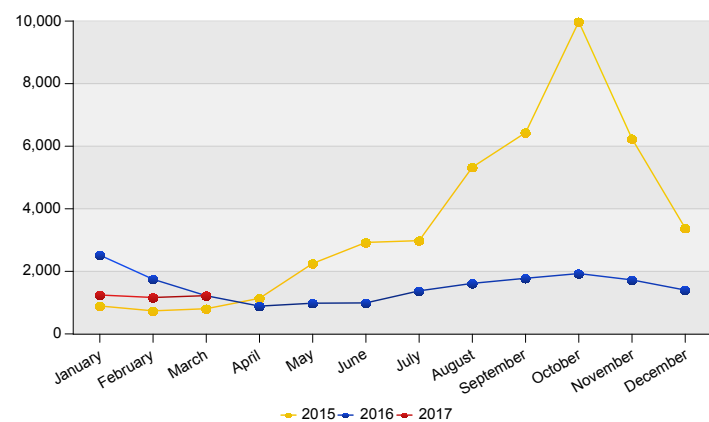
Top First asylum applications in The Netherlands
March 2017

	Country of citizenship		%
1	Syrian Arab Republic	174	14%
2	Eritrea	98	8%
3	Morocco	96	8%
4	Algeria	86	7%
5	Georgia	75	6%
6	Iraq	54	4%
7	Iran (Islamic Republic of)	43	4%
8	Unknown	41	3%
9	Albania	39	3%
10	Libyan Arab Jamahiriya	33	3%
	Others	484	40%
Total March 2017		1,223	100%

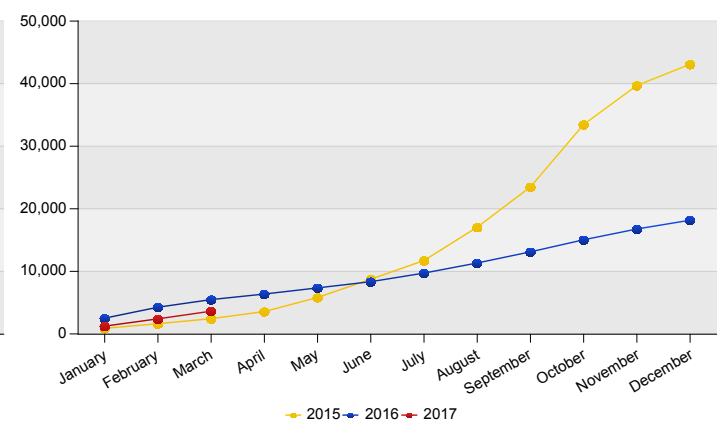
Top Nationalities first applications last twelve months
Period: Apr 2016 - Mar 2017
Number of first asylum applications: 16,317



First asylum applications in The Netherlands



Cumulative development of first asylum applications in The Netherlands





Repeated asylum applications in The Netherlands

Source: METIS

Top 10 Last thirteen months repeated asylum applications in The Netherlands

Total 2015	Total 2016	Country of citizenship	2016												2017				Last 12 months	Perc
			Mar	Apr	May	Jun	Jul	Aug	Sep	Oct	Nov	Dec	Total	Jan	Feb	Mar	Total			
311	358	Afghanistan	17	17	41	39	41	33	24	42	26	38	318	34	61	39	134	435	24%	
228	156	Iraq	9	10	18	11	13	12	9	16	20	11	129	30	5	24	59	179	10%	
139	110	Iran (Islamic Republic of)	*	8	9	*	13	11	13	10	12	11	93	6	11	16	33	123	7%	
65	75	Nigeria	9	17	*	5	7	5	*	*	12	5	68	8	5	*	15	74	4%	
184	93	Somalia	13	*	9	6	9	*	9	14	*	*	72	6	*	6	15	74	4%	
39	46	Armenia	*	*	*	7	5	*	*	*	10	10	43	13	*	8	25	66	4%	
62	61	Eritrea	5	5	*	5	6	5	*	*	5	7	45	5	6	8	19	59	3%	
123	59	Unknown	7	7	*	*	*	8	5	5	*	*	44	*	5	6	13	50	3%	
52	49	Syrian Arab Republic	*	11	*	8	*	*	*	*	8	*	46	*	*	*	*	45	2%	
50	45	Sierra Leone	5	5	*	*	*	*	*	*	7	*	36	*	*	*	7	38	2%	
689	605	Others	41	45	42	61	66	67	44	32	46	66	510	69	59	75	203	672	37%	
1,942	1,657	Total	113	129	136	151	163	148	117	133	152	162	1,404	178	160	186	524	1,815	100%	

* To conceal the lowest figures, all values between 0 and 4 are replaced by asterisk.

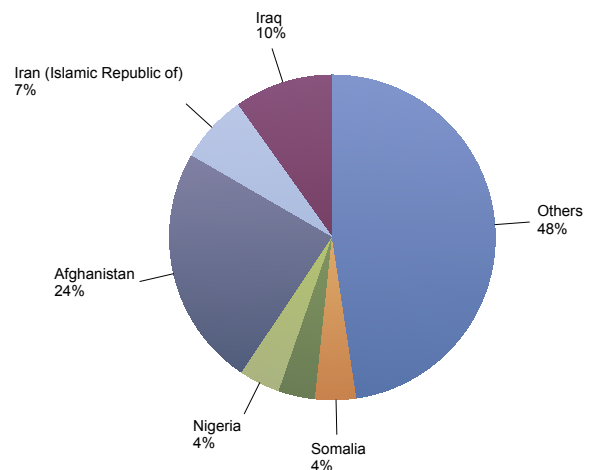
Top Repeated asylum applications in The Netherlands March 2017

	Country of citizenship		%
1	Afghanistan	39	21%
2	Iraq	24	13%
3	Iran (Islamic Republic of)	16	9%
4	Armenia	8	4%
5	Eritrea	8	4%
6	Sri Lanka	7	4%
	Others	84	45%
Total March 2017		186	100%

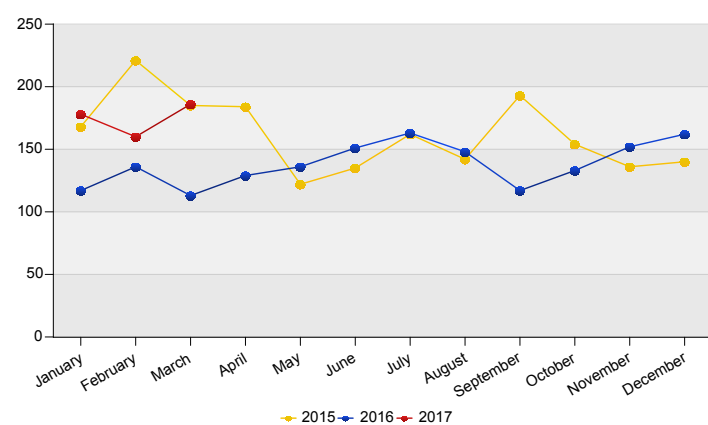
Top Nationalities repeated asylum applications last twelve months

Period: Apr 2016 - Mar 2017

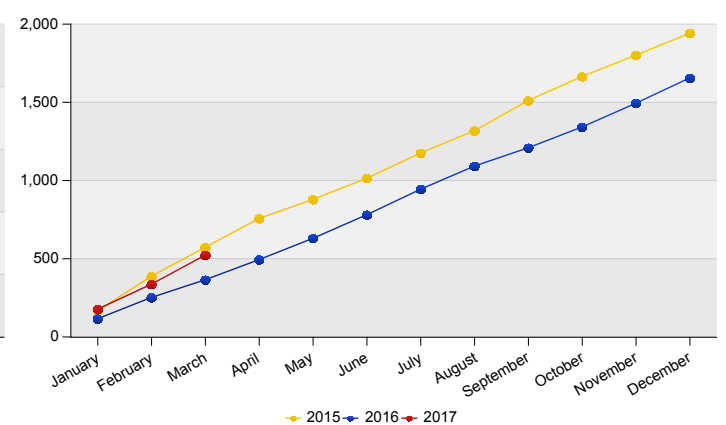
Number of repeated asylum applications: 1,815



Repeated asylum applications in The Netherlands



Cumulative development of repeated asylum applications in The Netherlands





Influx of family reunification in The Netherlands (Council Directive 2003/86/EC Chapter V)
Source: METIS

Top 10 Last thirteen months Influx of family reunification in The Netherlands

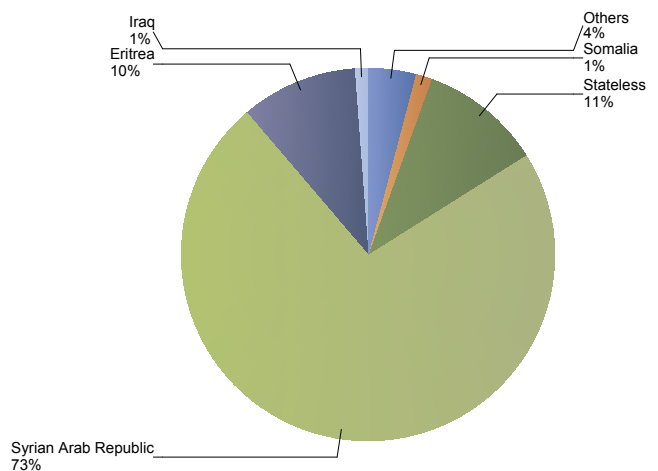
Total 2015	Total 2016	Country of citizenship	2016												2017				Last 12 months	Perc
			Mar	Apr	May	Jun	Jul	Aug	Sep	Oct	Nov	Dec	Total	Jan	Feb	Mar	Total			
8,981	8,397	Syrian Arab Republic	212	195	256	301	477	475	919	1,173	1,695	1,844	7,547	897	1,578	1,239	3,714	11,049	73%	
2,506	1,139	Stateless	48	38	34	37	36	75	103	184	207	189	951	158	225	318	701	1,604	11%	
1,013	1,312	Eritrea	87	70	81	66	105	83	126	135	136	181	1,070	127	210	211	548	1,531	10%	
419	249	Somalia	24	11	*	10	16	33	33	10	19	30	190	10	12	27	49	215	1%	
213	122	Iraq	6	20	10	*	*	9	13	5	29	15	109	19	39	18	76	179	1%	
90	102	Unknown	14	12	*	21	*	10	6	6	12	15	101	9	17	52	78	165	1%	
84	63	Afghanistan	7	*	10	6	*	6	*	*	*	9	51	6	*	6	15	59	0%	
51	43	Iran (Islamic Republic of)	9	5	*	*	*	*	*	*	*	*	28	6	*	6	14	33	0%	
48	25	Jordan	*	*	*	*	*	*	*	*	5	5	21	8	*	5	14	33	0%	
27	31	Pakistan	5	*	8	*	*	*	*	*	5	*	23	10	*	*	13	31	0%	
14	33	Sudan	5	10	*	*	*	*	*	*	*	*	29	*	*	*	7	31	0%	
399	298	Others	22	33	33	17	25	14	18	24	13	25	224	25	22	22	69	271	2%	
13,845	11,814	Total	441	401	444	462	666	707	1,230	1,551	2,126	2,316	10,344	1,277	2,113	1,908	5,298	15,201	100%	

* To conceal the lowest figures, all values between 0 and 4 are replaced by asterisk.

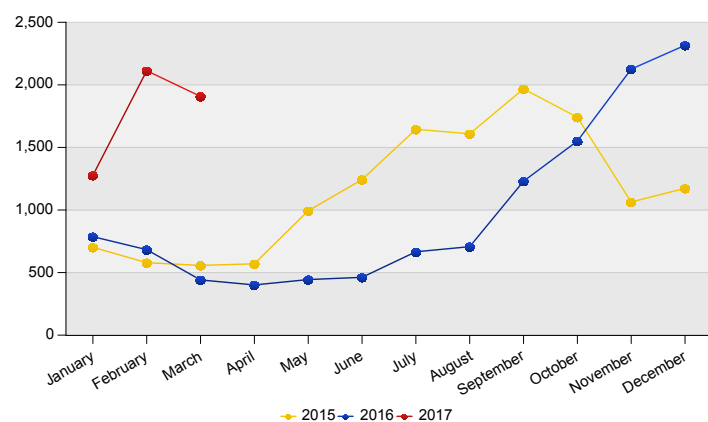
Top Influx of family reunification in The Netherlands
March 2017

Country of citizenship			%
1	Syrian Arab Republic	1,239	65%
2	Stateless	318	17%
3	Eritrea	211	11%
4	Unknown	52	3%
5	Somalia	27	1%
	Others	61	3%
Total March 2017		1,908	100%

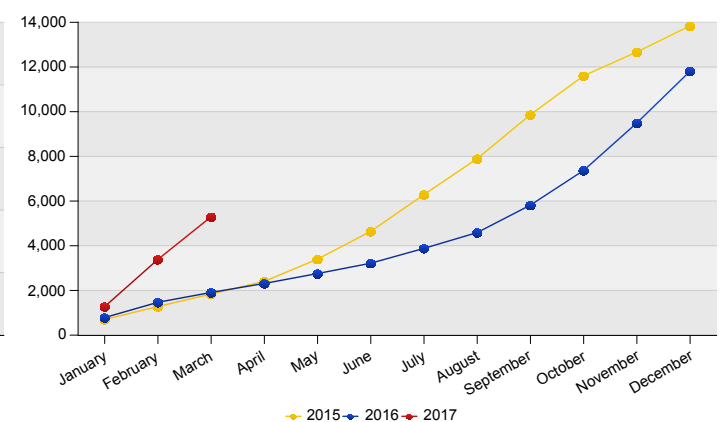
Top Nationalities Influx of family reunification last twelve months
Period: Apr 2016 - Mar 2017
Number of influx family reunification: 15,201



Influx of family reunification in The Netherlands



Cumulative development of Influx of family reunification in The Netherlands





Influx of indicated unaccompanied minor asylum seekers in The Netherlands
Source: METIS

Top 10 Unaccompanied minor asylum applications in The Netherlands

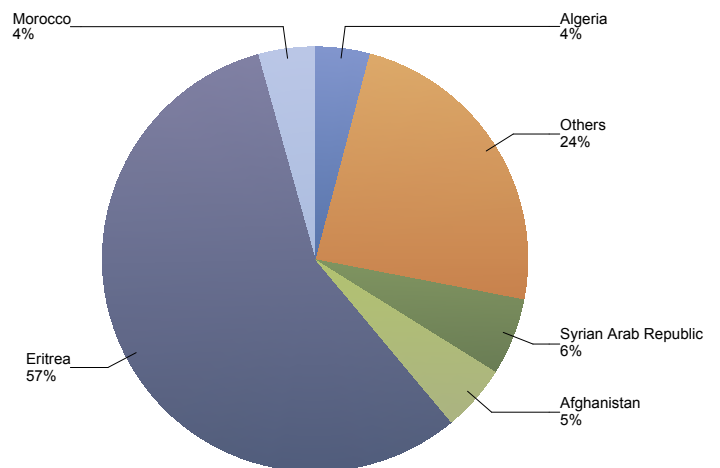
Total 2015	Total 2016	Country of citizenship	2016												2017				Last 12 months	Perc
			Mar	Apr	May	Jun	Jul	Aug	Sep	Oct	Nov	Dec	Total	Jan	Feb	Mar	Total			
1,237	773	Eritrea	10	15	32	42	92	96	76	114	142	113	732	107	62	62	231	953	57%	
1,458	181	Syrian Arab Republic	24	8	*	*	15	5	9	8	7	9	93	10	7	12	29	98	6%	
533	195	Afghanistan	15	8	11	9	6	7	7	*	*	9	80	6	7	7	20	85	5%	
9	68	Morocco	*	*	*	6	*	7	13	15	7	13	65	8	*	*	10	73	4%	
*	61	Algeria	*	*	*	*	*	*	12	16	17	8	59	*	*	*	10	69	4%	
10	44	Ethiopia	*	*	*	*	*	*	12	6	6	10	44	*	*	*	5	47	3%	
23	38	Albania	*	*	*	*	*	*	*	*	*	14	34	*	5	*	9	42	2%	
17	36	Unknown	*	*	*	*	*	7	*	*	5	*	35	*	*	*	*	38	2%	
19	23	Sudan	*	*	*	*	*	*	5	*	*	*	21	*	*	9	14	34	2%	
26	34	Guinea	5	*	*	*	*	*	*	*	5	*	21	*	*	5	9	25	1%	
526	254	Others	10	21	25	8	17	15	33	21	26	10	186	12	9	19	40	216	13%	
3,859	1,707	Total	71	60	83	78	140	160	169	196	231	182	1,370	157	100	124	381	1,680	100%	

* To conceal the lowest figures, all values between 0 and 4 are replaced by asterisk.

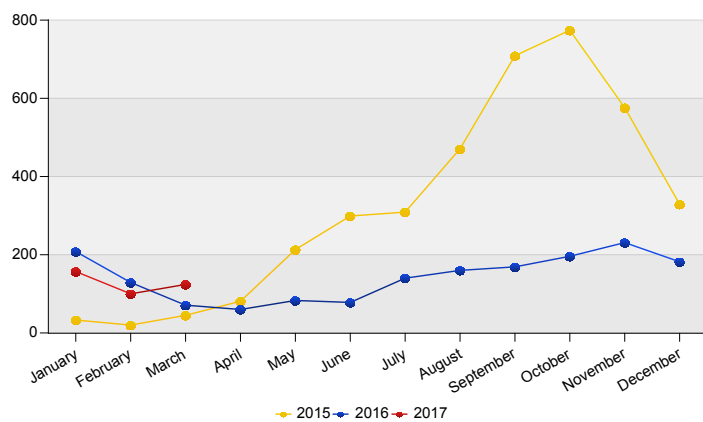
Top Unaccompanied minor asylum applications in The Netherlands March 2017

	Country of citizenship		%
1	Eritrea	62	50%
2	Syrian Arab Republic	12	10%
3	Sudan	9	7%
4	Afghanistan	7	6%
5	Guinea	5	4%
	Others	29	23%
Total March 2017		124	100%

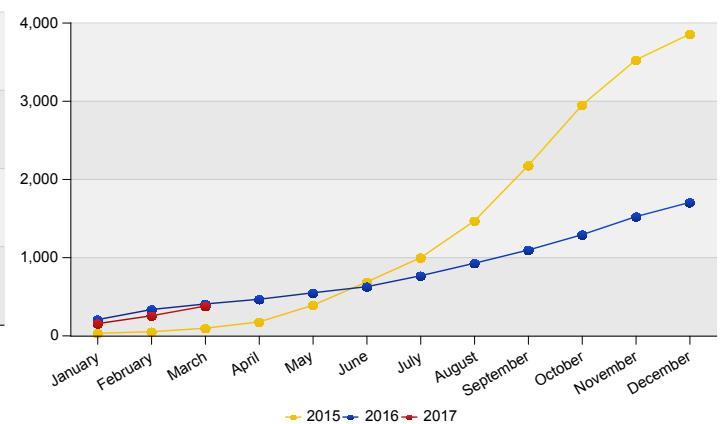
Top Nationalities unaccompanied minor asylum applications last twelve months
Period: Apr 2016 - Mar 2017
Number of unaccompanied minor asylum applications: 1,680



Unaccompanied minor asylum applications in The Netherlands



Cumulative development of Unaccompanied minor asylum applications in The Netherlands





Monthly First Asylum Applications in The Netherlands in 2017

Source: METiS

Country of citizenships	Jan	Feb	Mar	Total 2017	Total 2016 **	Total 2015
Afghanistan	41	29	31	101	1,026	2,550
Albania	59	45	39	143	1,664	1,005
Algeria	122	95	86	303	980	41
Angola	*	*	*	6	15	14
Argentina	*	*	*	*	*	*
Armenia	8	*	25	37	48	76
Azerbaijan	14	*	5	23	66	33
Bahrain	*	*	*	*	*	*
Bangladesh	*	*	*	5	21	32
Belarus	*	*	*	5	21	44
Belgium	*	*	*	*	*	*
Benin	*	*	*	6	7	*
Bosnia and Herzegovina	14	6	*	24	295	121
Brazil	*	*	*	*	*	5
Bulgaria	*	*	*	*	*	*
Burkina Faso	*	*	*	*	11	*
Burundi	*	*	*	7	24	23
Cameroon	*	*	*	7	18	27
Cape Verde	*	*	*	*	*	*
Central African Republic	*	*	*	*	*	*
Chad	*	*	5	6	5	6
China (including Hong Kong)	*	7	*	14	97	206
Colombia	*	6	*	9	36	7
Congo, the Democratic Republic of the	*	*	*	*	*	*
Congo, the Republic of the	*	*	*	9	50	41
Cote d'Ivoire	*	*	*	9	30	16
Croatia	*	*	*	*	5	*
Cuba	*	6	*	13	23	9
Djibouti	*	*	*	*	*	*
Dominican Republic	*	*	*	*	*	*
Egypt	13	12	11	36	112	71
El Salvador	*	*	*	*	19	*
Eritrea	166	102	98	366	1,497	7,359
Ethiopia	14	13	6	33	156	133
France	*	*	*	*	7	5
Gabon	*	*	*	*	*	*
Gambia	12	11	18	41	131	55
Georgia	71	82	75	228	578	256
Germany	*	*	*	*	*	*
Ghana	*	7	*	13	15	23
Greece	*	*	*	*	*	6
Guinea	10	19	29	58	111	79
Guinea-Bissau	*	5	*	12	11	*
Guyana	*	*	*	*	*	*
Haiti	*	*	*	*	*	*
Honduras	*	*	6	6	7	8
India	*	*	10	10	45	12



Monthly First Asylum Applications in The Netherlands in 2017

Source: METiS

Country of citizenships	Jan	Feb	Mar	Total 2017	Total 2016 **	Total 2015
Indonesia	*	*	*	*	*	*
Iran (Islamic Republic of)	49	36	43	128	884	1,884
Iraq	47	57	54	158	888	3,009
Israel	*	*	*	*	*	*
Italy	*	*	*	*	5	*
Jamaica	*	6	*	8	34	68
Jordan	*	*	*	7	27	9
Kazakhstan	*	*	*	*	23	19
Kenya	*	*	*	*	6	8
Korea, Democratic People's Republic of	*	*	*	*	*	*
Korea, Republic of	*	*	*	*	*	*
Kosovo / UNSCR 1244	7	*	9	18	465	685
Kuwait	*	*	*	*	8	12
Kyrgyzstan	*	*	*	*	9	6
Latvia	*	*	*	*	*	*
Lebanon	7	*	*	14	55	70
Liberia	*	*	*	*	11	5
Libyan Arab Jamahiriya	38	34	33	105	341	69
Lithuania	*	*	*	*	*	*
Madagascar	*	*	*	*	*	*
Malawi	*	*	*	*	*	*
Malaysia	*	*	*	*	*	*
Maldives	*	*	*	*	*	*
Mali	*	*	8	16	26	11
Mauritania	*	*	*	*	11	*
Mexico	*	*	*	*	*	*
Moldova, Republic of	*	*	17	25	15	8
Mongolia	*	*	*	8	403	363
Montenegro	*	*	*	*	25	9
Morocco	87	92	96	275	1,271	80
Mozambique	*	*	*	*	6	*
Myanmar	*	6	*	8	55	37
Nepal	*	*	*	*	13	27
Netherlands	*	*	*	*	13	*
Nicaragua	*	*	*	*	*	*
Niger	*	*	*	*	*	*
Nigeria	22	19	32	73	197	212
Oman	*	*	*	*	*	*
Pakistan	11	6	14	31	161	156
Palestinian Territory, Occupied	*	6	6	14	30	80
Panama	*	*	*	*	*	*
Peru	*	*	*	*	*	*
Philippines	*	*	*	*	*	*
Poland	*	*	*	*	8	*
Portugal	*	*	*	*	7	*
Romania	*	*	*	*	7	*
Russian Federation	7	10	19	36	124	124



Monthly First Asylum Applications in The Netherlands in 2017

Source: METiS

Country of citizenships	Jan	Feb	Mar	Total 2017	Total 2016 **	Total 2015
Rwanda	*	*	*	*	15	10
Saudi Arabia	*	*	*	*	11	*
Senegal	6	5	5	16	47	20
Serbia	14	32	5	51	938	436
Sierra Leone	7	*	*	12	33	38
Somalia	14	9	7	30	157	263
South Africa	*	*	*	*	10	17
South Sudan	*	*	*	*	*	*
Spain	*	*	*	*	*	*
Sri Lanka	*	*	5	10	28	37
Stateless	20	11	14	45	310	2,399
Sudan	17	13	18	48	191	234
Suriname	*	*	*	*	8	5
Sweden	*	*	*	*	*	*
Syrian Arab Republic	152	141	174	467	2,158	18,677
Tajikistan	*	6	*	12	19	28
Tanzania, United Republic of	*	*	*	*	10	*
Thailand	*	*	*	*	*	*
the former Yugoslav Republic of Macedonia	7	17	15	39	430	111
Togo	*	*	*	*	*	9
Trinidad and Tobago	*	*	*	6	22	9
Tunisia	11	39	21	71	205	25
Turkey	20	51	23	94	235	56
Uganda	6	8	7	21	87	113
Ukraine	13	8	8	29	317	716
United Kingdom	*	*	*	*	*	*
United States of America	5	*	*	6	5	16
Unknown	36	31	41	108	457	432
Uzbekistan	*	*	*	*	6	5
Venezuela	11	*	*	16	27	*
Viet Nam	*	*	*	*	61	64
Yemen	10	9	16	35	45	52
Zambia	*	*	*	*	*	8
Zimbabwe	*	*	*	*	12	8
Other	*	*	*	*	*	19
Totaal	1,164	1,244	1,223	3,631	18,171	43,093

* To conceal the lowest figures, all values between 0 and 4 are replaced by asterisk.

** Analysis of the computerized reporting system has shown that, due to the method of registration and processing in automated reports, some cases may not be included in the figures in this report. The IND is working to adjust its system to remove this discrepancy. Considering the limited size of the discrepancy and to ensure consistency between reports, this report will continue to use the data recorded in the computerized reporting system. The analysis showed that, notwithstanding these figures, the total influx of first asylum applications in 2016 was 18,246.

Selection criterion for this table: all nationalities with at least 1 application in the current year.