



Immigratie- en Naturalisatiedienst
Ministerie van Justitie en Veiligheid

Asylum Trends

Monthly Report on Asylum Applications in The Netherlands

June 2019

Colophon

Title Asylum Trends

Subtitle Monthly Report on Asylum Applications in The Netherlands
Recent trends

Author Ministry of Justice and Security
Immigration and Naturalisation Service (IND)
IND Business Information Centre (BIC)
Rijnstraat 8 | 2515 XP Den Haag
Postbus 16275 | 2500 BG Den Haag

Migratie in beweging



EUROPESE UNIE
Het Fonds voor asiel,
migratie en integratie

Contents

<i>Colophon</i>	2
-----------------	---

Asylum applications in The Netherlands

Total asylum applications in The Netherlands	4
First asylum applications in The Netherlands	5
Repeated asylum applications in The Netherlands	6
Family reunification in The Netherlands	7
Unaccompanied minor asylum seekers in The Netherlands	8
Monthly first asylum applications in The Netherlands	9

Appendix

Appendix: Relocation and Resettlement

Appendix: Eurostat

Total asylum influx in The Netherlands (first applications, repeated applications, family reunification influx)
Source: METIS

Top 10 Last thirteen months **total** asylum applications in The Netherlands

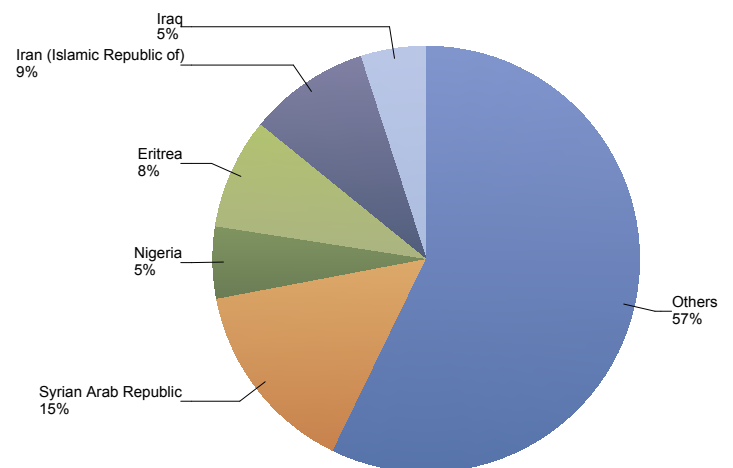
Total 2017	Total 2018	Country of citizenship	2018								Total	2019						Last 12 months	Perc
			Jun	Jul	Aug	Sep	Oct	Nov	Dec	Jan		Feb	Mar	Apr	May	Jun			
10.829	5.203	Syrian Arab Republic	414	522	453	407	445	354	415	3.010	326	272	321	332	288	397	1.936	4.532	15%
1.015	2.422	Iran (Islamic Republic of)	116	220	257	366	368	256	195	1.778	187	206	186	220	182	161	1.142	2.804	9%
4.038	3.953	Eritrea	354	381	271	228	203	236	180	1.853	151	239	126	122	159	274	1.071	2.570	8%
331	659	Nigeria	46	53	56	82	73	92	84	486	127	166	225	234	254	218	1.224	1.664	5%
1.418	1.588	Iraq	93	150	185	193	153	157	113	1.044	97	101	93	89	90	107	577	1.528	5%
509	1.382	Turkey	127	137	154	200	131	102	130	981	112	112	92	124	102	105	647	1.501	5%
924	1.336	Algeria	69	98	134	123	156	148	129	857	142	109	115	125	69	80	640	1.428	5%
1.020	1.163	Morocco	67	101	87	85	104	138	117	699	126	107	105	106	89	97	630	1.262	4%
872	1.207	Afghanistan	97	114	160	129	100	97	67	764	70	61	73	67	89	56	416	1.083	4%
342	852	Moldova, Republic of	39	50	40	106	113	113	86	547	79	71	186	72	62	25	495	1.003	3%
10.029	10.615	Others	631	1.005	1.072	1.077	1.040	895	889	6.609	992	871	901	843	805	838	5.250	11.228	37%
31.327	30.380	Total	2.053	2.831	2.869	2.996	2.886	2.588	2.405	18.628	2.409	2.315	2.423	2.334	2.189	2.358	14.028	30.603	100%

* To conceal the lowest figures, all values between 0 and 4 are replaced by asterisk.

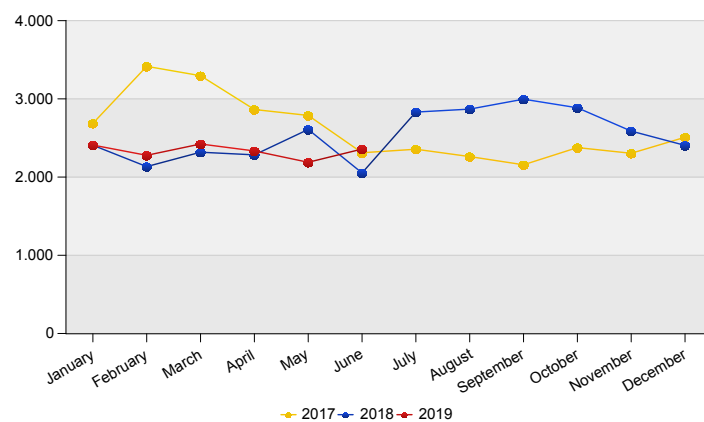
Top Total asylum applications in The Netherlands June 2019

	Country of citizenship		%
1	Syrian Arab Republic	397	17%
2	Eritrea	274	12%
3	Nigeria	218	9%
4	Iran (Islamic Republic of)	161	7%
5	Iraq	107	5%
6	Turkey	105	4%
7	Morocco	97	4%
8	Unknown	82	3%
9	Algeria	80	3%
10	Afghanistan	56	2%
	Others	781	33%
Total June 2019		2.358	100%

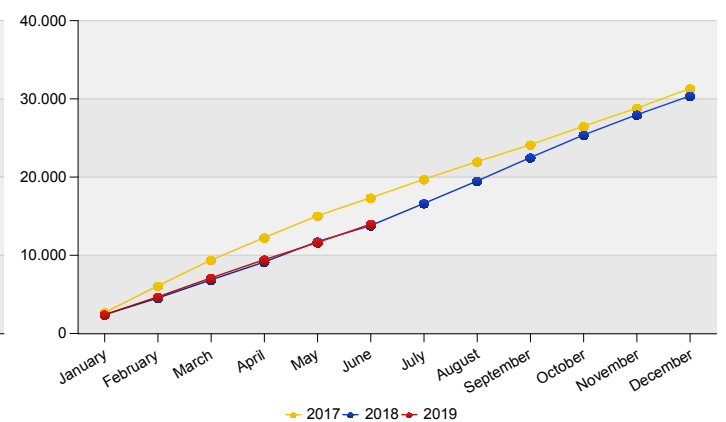
Top Nationalities total applications last twelve months
Period: Jul 2018 - Jun 2019
Number of total asylum applications: 30.566



Total asylum applications in The Netherlands



Cumulative development of total asylum applications in The Netherlands



First asylum applications in The Netherlands
Source: METIS

Top 10 Last thirteen months **first** asylum applications in The Netherlands

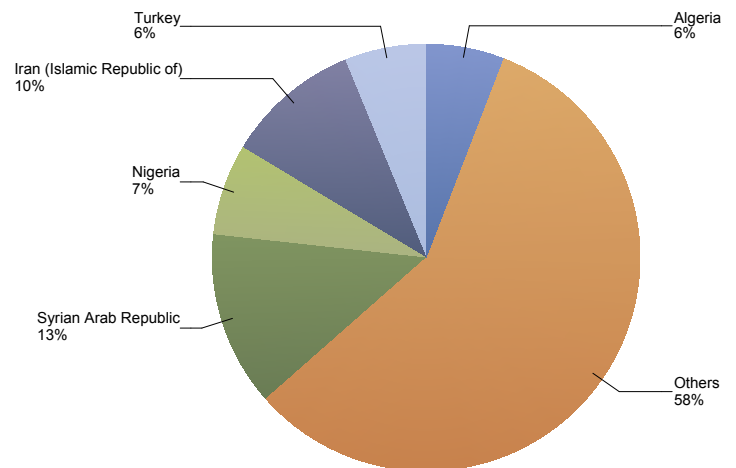
Total 2017	Total 2018	Country of citizenship	2018								2019							Last 12 months	Perc
			Jun	Jul	Aug	Sep	Oct	Nov	Dec	Total	Jan	Feb	Mar	Apr	May	Jun	Total		
2.202	2.956	Syrian Arab Republic	251	355	337	276	259	192	272	1.942	204	162	212	244	197	285	1.304	2.995	13%
718	1.869	Iran (Islamic Republic of)	84	166	198	317	322	213	150	1.450	156	162	152	186	147	134	937	2.303	10%
245	558	Nigeria	37	43	47	64	65	87	80	423	121	160	213	230	242	207	1.173	1.559	7%
481	1.301	Turkey	118	129	144	188	126	95	124	924	110	101	87	116	90	97	601	1.407	6%
891	1.267	Algeria	62	94	126	113	148	143	124	810	131	97	111	108	59	75	581	1.329	6%
977	1.066	Morocco	59	93	81	80	97	126	104	640	121	99	94	90	79	83	566	1.147	5%
342	831	Moldova, Republic of	39	50	40	101	105	113	79	527	73	71	186	72	58	22	482	970	4%
1.095	1.284	Eritrea	98	139	108	98	101	52	53	649	38	55	42	31	41	38	245	796	4%
724	737	Iraq	46	48	56	79	96	84	59	468	57	57	43	51	53	57	318	740	3%
550	678	Unknown	36	76	74	45	66	62	73	432	55	53	55	36	54	78	331	727	3%
6.491	7.806	Others	463	718	813	888	840	673	654	5.049	776	677	681	700	629	624	4.087	8.673	38%
14.716	20.353	Total	1.293	1.911	2.024	2.249	2.225	1.840	1.772	13.314	1.842	1.694	1.876	1.864	1.649	1.700	10.625	22.646	100%

* To conceal the lowest figures, all values between 0 and 4 are replaced by asterisk.

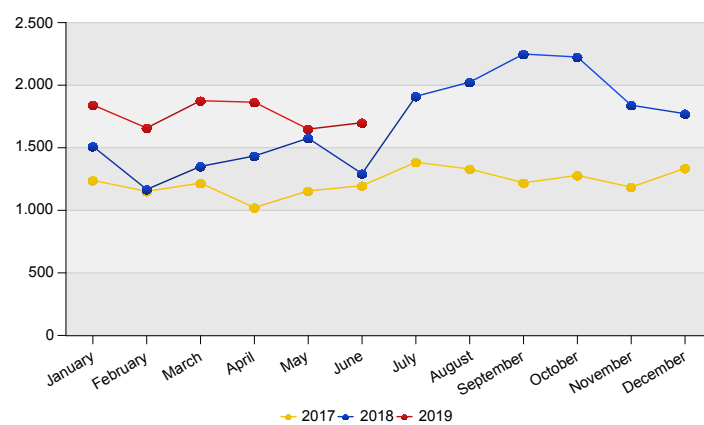
Top First asylum applications in The Netherlands June 2019

	Country of citizenship		%
1	Syrian Arab Republic	285	17%
2	Nigeria	207	12%
3	Iran (Islamic Republic of)	134	8%
4	Turkey	97	6%
5	Morocco	83	5%
6	Unknown	78	5%
7	Algeria	75	4%
8	Iraq	57	3%
9	Georgia	41	2%
10	Eritrea	38	2%
	Others	605	36%
Total June 2019		1.700	100%

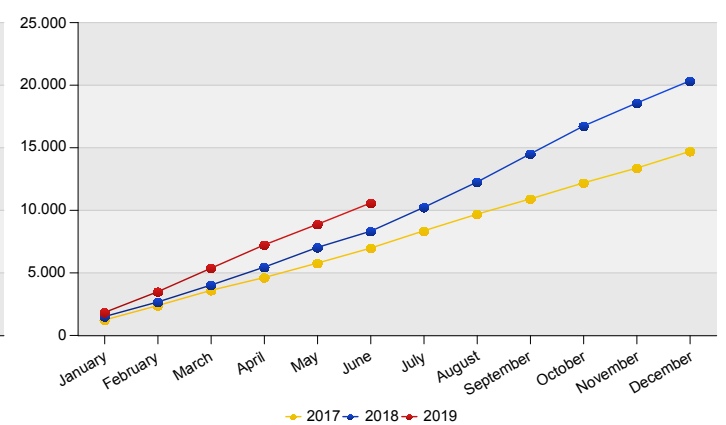
Top Nationalities first applications last twelve months
Period: Jul 2018 - Jun 2019
Number of first asylum applications: 22.610



First asylum applications in The Netherlands



Cumulative development of first asylum applications in The Netherlands



Repeated asylum applications in The Netherlands
Source: METIS

Top 10 Last thirteen months repeated asylum applications in The Netherlands

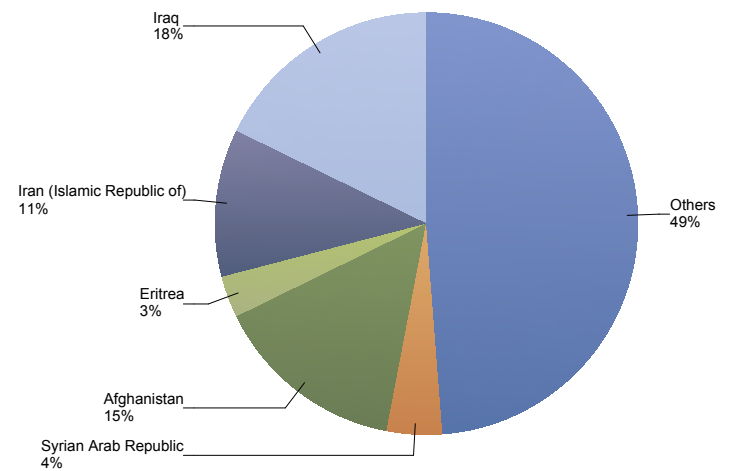
Total 2017	Total 2018	Country of citizenship	2018								2019						Last 12 months	Perc	
			Jun	Jul	Aug	Sep	Oct	Nov	Dec	Total	Jan	Feb	Mar	Apr	May	Jun			Total
249	658	Iraq	25	76	123	112	54	65	51	506	33	43	44	32	27	31	210	691	18%
464	634	Afghanistan	59	47	89	68	50	50	47	410	41	29	39	37	44	32	222	573	15%
176	432	Iran (Islamic Republic of)	27	49	48	37	45	40	41	287	26	37	29	32	22	178	438	11%	
45	110	Syrian Arab Republic	*	10	20	9	8	13	8	72	14	11	27	18	15	12	97	165	4%
62	105	Eritrea	8	11	8	9	11	14	14	75	12	5	10	7	11	12	57	124	3%
36	95	Morocco	8	6	6	5	7	12	13	57	5	8	11	16	10	14	64	113	3%
33	68	Algeria	6	*	8	10	8	5	5	46	11	12	*	17	10	5	59	99	3%
76	103	Somalia	6	9	11	*	10	16	6	62	7	*	8	5	9	8	40	96	2%
33	62	Libyan Arab Jamahiriya	*	7	9	12	8	*	8	49	5	8	8	*	16	7	48	94	2%
77	92	Nigeria	9	9	9	14	8	*	*	57	6	6	11	*	12	8	45	93	2%
11	23	Albania	*	*	*	*	*	11	*	20	26	9	26	*	*	*	67	87	2%
859	1.182	Others	67	128	141	117	103	108	118	782	114	109	99	85	100	91	598	1.313	34%
2.121	3.564	Total	222	356	475	399	313	340	318	2.423	300	280	316	256	290	243	1.685	3.886	100%

* To conceal the lowest figures, all values between 0 and 4 are replaced by asterisk.

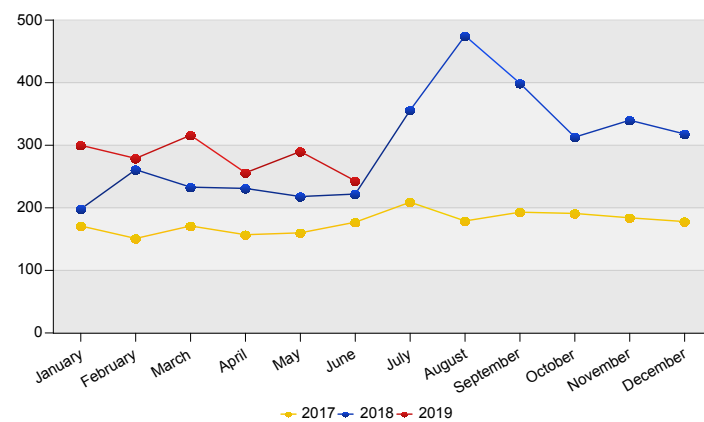
Top Repeated asylum applications in The Netherlands June 2019

	Country of citizenship		%
1	Afghanistan	32	13%
2	Iraq	31	13%
3	Iran (Islamic Republic of)	22	9%
4	Morocco	14	6%
5	Eritrea	12	5%
6	Syrian Arab Republic	12	5%
	Others	120	49%
Total June 2019		243	100%

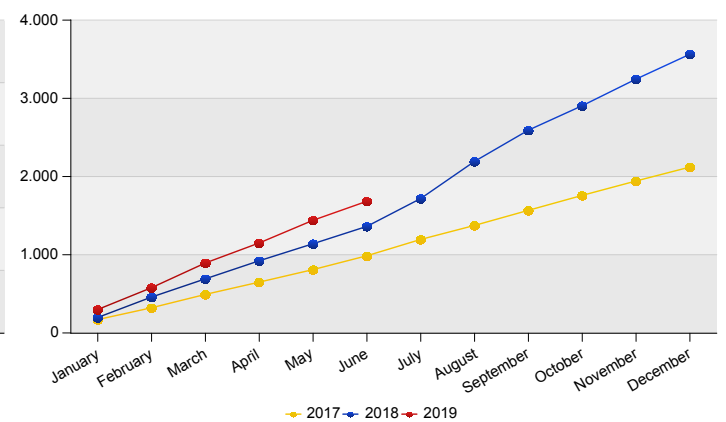
Top Nationalities repeated asylum applications last twelve months
Period: Jul 2018 - Jun 2019
Number of repeated asylum applications: 3.885



Repeated asylum applications in The Netherlands



Cumulative development of repeated asylum applications in The Netherlands



Influx of family reunification in The Netherlands (Council Directive 2003/86/EC Chapter V)
Source: METIS

Top 10 Last thirteen months Influx of family reunification in The Netherlands

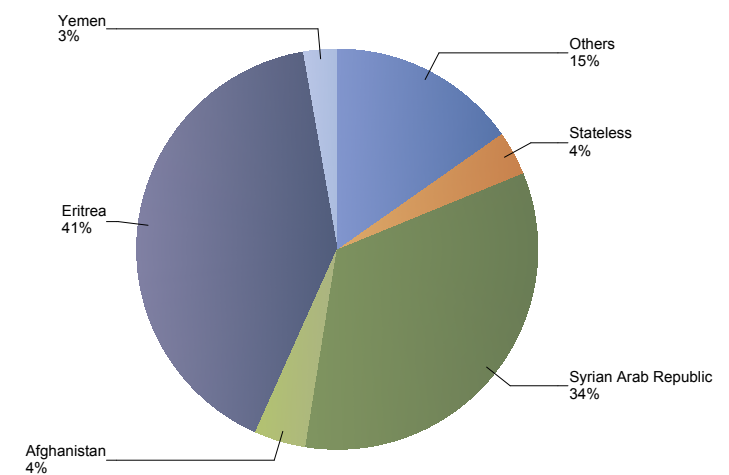
Total 2017	Total 2018	Country of citizenship	2018									2019						Last 12 months	Perc
			Jun	Jul	Aug	Sep	Oct	Nov	Dec	Total	Jan	Feb	Mar	Apr	May	Jun	Total		
2.881	2.564	Eritrea	248	231	155	121	91	170	113	1.129	101	179	74	84	107	224	769	1.650	41%
8.582	2.137	Syrian Arab Republic	159	157	96	122	178	149	135	996	108	99	82	70	76	100	535	1.372	34%
86	248	Afghanistan	14	40	23	18	15	19	7	136	10	9	10	*	15	*	48	170	4%
1.458	238	Stateless	18	28	13	9	11	16	12	107	*	19	8	7	5	14	56	145	4%
47	129	Yemen	17	20	17	7	6	*	6	76	*	*	11	7	10	21	54	113	3%
445	193	Iraq	22	26	6	*	*	8	*	70	7	*	6	6	10	19	49	97	2%
107	178	Somalia	11	6	20	20	7	*	5	71	7	*	*	8	*	*	23	83	2%
121	121	Iran (Islamic Republic of)	5	5	11	12	*	*	*	41	5	7	5	*	*	5	27	63	2%
*	*	Turkey	6	*	10	6	*	6	*	36	*	*	*	7	7	6	28	58	1%
86	73	Pakistan	14	*	*	*	*	7	6	33	*	*	6	*	7	*	15	34	1%
675	530	Others	24	43	19	31	33	25	21	196	21	19	23	22	8	21	114	286	7%
14.490	6.463	Total	538	564	370	348	348	408	315	2.891	267	341	231	214	250	415	1.718	4.071	100%

* To conceal the lowest figures, all values between 0 and 4 are replaced by asterisk.

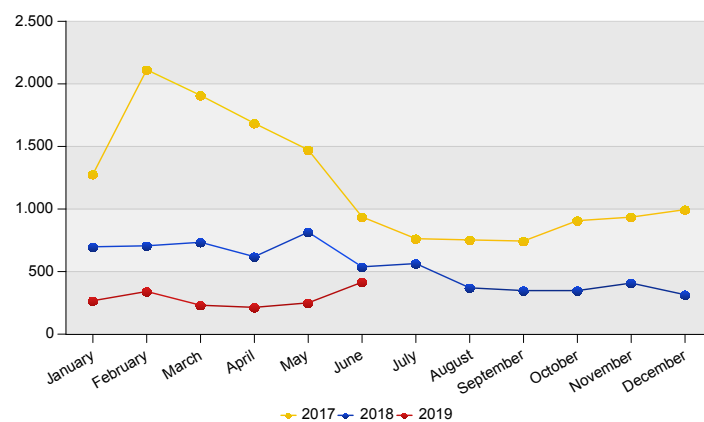
Top Influx of family reunification in The Netherlands June 2019

	Country of citizenship		%
1	Eritrea	224	54%
2	Syrian Arab Republic	100	24%
3	Yemen	21	5%
4	Iraq	19	5%
5	Stateless	14	3%
	Others	37	9%
Total June 2019		415	100%

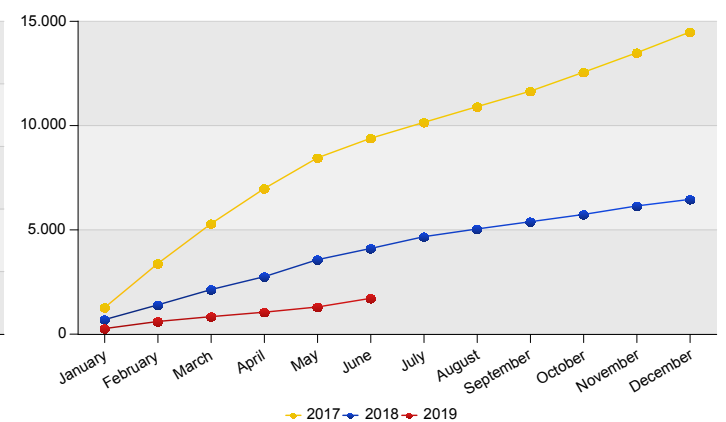
Top Nationalities Influx of family reunification last twelve months
Period: Jul 2018 - Jun 2019
Number of influx family reunification: 4.071



Influx of family reunification in The Netherlands



Cumulative development of Influx of family reunification in The Netherlands



Influx of indicated unaccompanied minor asylum seekers in The Netherlands
 Source: METIS

Top 10 Unaccompanied minor asylum applications in The Netherlands

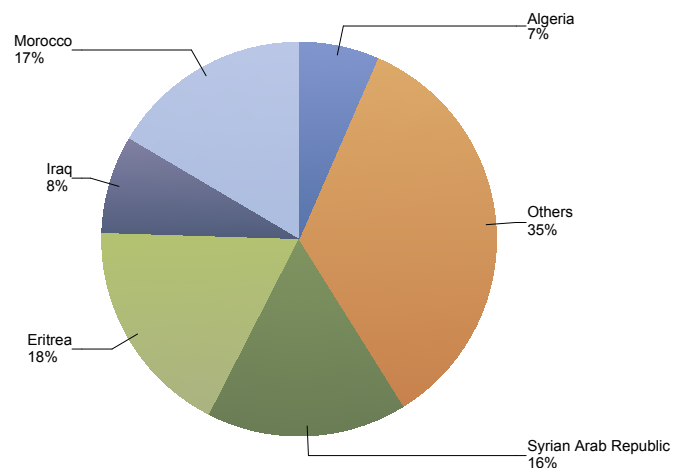
Total 2017	Total 2018	Country of citizenship	2018										2019						Last 12 months	Perc
			Jun	Jul	Aug	Sep	Oct	Nov	Dec	Total	Jan	Feb	Mar	Apr	May	Jun	Total			
479	428	Eritrea	29	49	20	36	24	13	12	183	9	9	6	9	6	16	55	209	18%	
74	145	Morocco	11	16	9	13	20	24	16	109	22	13	17	14	13	15	94	192	17%	
135	172	Syrian Arab Republic	22	15	27	9	13	12	18	116	16	12	20	17	11	21	97	191	16%	
22	69	Iraq	*	*	7	*	20	16	*	53	11	14	6	5	5	*	43	93	8%	
54	55	Algeria	*	9	*	5	*	16	6	42	15	*	11	*	*	*	35	76	7%	
47	55	Guinea	*	*	*	11	*	7	9	38	*	5	*	*	*	*	16	54	5%	
20	28	Gambia	*	*	*	*	*	5	10	25	*	*	*	*	6	*	15	39	3%	
65	31	Afghanistan	*	*	*	6	5	*	*	22	*	*	5	*	*	*	17	37	3%	
23	26	Unknown	*	*	5	*	*	*	*	21	*	*	*	*	*	*	16	35	3%	
30	31	Albania	6	5	*	*	*	*	*	24	*	*	*	*	*	*	9	27	2%	
232	185	Others	12	12	16	29	17	19	24	129	26	15	*	19	15	14	93	210	18%	
1.181	1.225	Total	89	117	97	122	109	121	107	762	111	84	79	72	61	83	490	1.163	100%	

* To conceal the lowest figures, all values between 0 and 4 are replaced by asterisk.

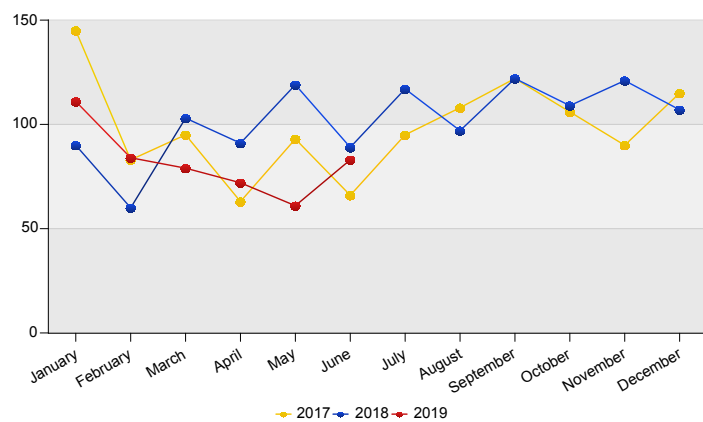
Top Unaccompanied minor asylum applications in The Netherlands June 2019

	Country of citizenship		%
1	Syrian Arab Republic	21	25%
2	Eritrea	16	19%
3	Morocco	15	18%
4	Algeria	*	4%
5	Gambia	*	4%
6	Guinea	*	4%
7	Somalia	*	4%
8	Unknown	*	4%
9	Albania	*	2%
10	Iran (Islamic Republic of)	*	2%
11	Iraq	*	2%
12	Sierra Leone	*	2%
	Others	8	10%
Total June 2019		83	100%

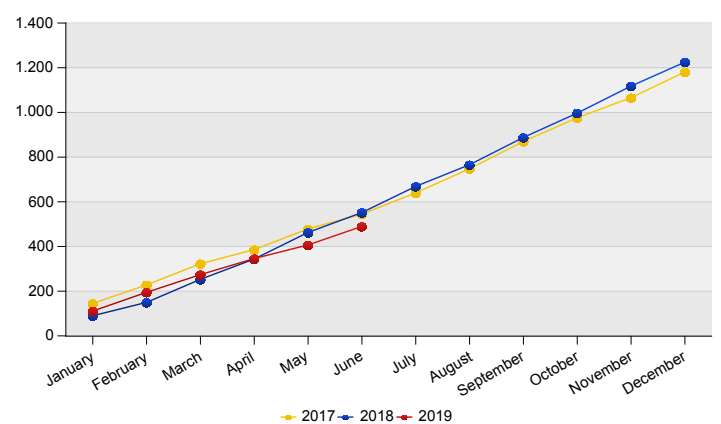
Top Nationalities unaccompanied minor asylum applications last twelve months
 Period: Jul 2018 - Jun 2019
 Number of unaccompanied minor asylum applications: 1.163



Unaccompanied minor asylum applications in The Netherlands



Cumulative development of Unaccompanied minor asylum applications in The Netherlands



Monthly First Asylum Applications in The Netherlands in 2019

Source: METIS

Country of citizenships	Jan	Feb	Mar	Apr	May	Jun	2019	Total 2018	Total 2017
Afghanistan	19	23	24	29	30	21	146	325	322
Albania	25	18	20	11	13	22	109	551	365
Algeria	131	97	111	108	59	75	581	1.267	891
Angola	8	*	5	*	13	*	36	30	27
Antigua and Barbuda	*	*	*	*	*	*	*	*	*
Argentina	*	*	*	*	*	*	*	*	*
Armenia	14	5	8	5	*	*	40	62	109
Australia	*	*	*	*	*	*	*	*	*
Azerbaijan	48	23	40	42	58	36	247	239	113
Bahamas	*	*	*	*	*	*	*	*	*
Bahrain	*	*	*	*	*	*	*	5	8
Bangladesh	*	*	6	*	*	*	11	22	18
Belarus	*	17	*	10	18	12	64	252	103
Belgium	*	*	*	*	*	*	*	*	*
Benin	*	*	*	*	*	*	*	11	13
Bosnia and Herzegovina	17	*	*	*	*	*	28	49	67
Brazil	*	*	*	*	*	*	*	7	10
Bulgaria	*	*	*	*	*	*	*	*	*
Burkina Faso	*	*	*	*	*	*	*	6	8
Burundi	*	*	*	*	*	*	*	11	29
Cambodia	*	*	*	*	*	*	*	*	*
Cameroon	12	*	*	5	5	*	32	28	39
Canada	*	*	*	*	*	*	*	*	*
Cape Verde	*	*	*	*	*	*	*	*	*
Central African Republic	*	*	*	*	*	*	*	*	*
Chad	5	*	*	*	*	*	14	36	30
Chile	*	*	*	*	*	*	*	*	*
China (including Hong Kong)	11	19	16	16	14	12	88	164	149
Colombia	7	15	*	7	7	7	46	44	36
Comoros	*	*	*	*	*	*	*	*	*
Congo, the Democratic Republic of the	*	*	*	*	5	*	13	14	13
Congo, the Republic of the	*	*	*	*	*	*	12	27	43
Costa Rica	*	*	*	*	*	*	*	*	*
Cote d'Ivoire	5	*	*	5	*	5	19	51	41
Croatia	*	*	*	*	*	*	*	*	*
Cuba	*	*	*	*	*	*	12	162	256
Czech Republic	*	*	*	*	*	*	*	*	*
Djibouti	*	*	*	*	*	*	*	5	*
Dominica	*	*	*	*	*	*	*	*	*
Dominican Republic	*	*	*	*	*	*	*	7	9
East Timor	*	*	*	*	*	*	*	*	*
Ecuador	*	*	*	*	*	*	*	*	*
Egypt	16	13	14	10	7	9	69	149	178
El Salvador	8	*	6	*	*	*	22	21	18
Eritrea	38	55	42	31	41	38	245	1.284	1.095
Estonia	*	*	*	*	*	*	*	*	*
Ethiopia	5	10	8	*	6	*	37	54	124
Finland	*	*	*	*	*	*	*	*	*
France	*	*	*	*	*	*	*	*	*
Gabon	*	*	*	*	*	*	*	*	*
Gambia	39	45	59	54	39	34	270	351	214
Georgia	24	19	33	12	26	41	155	350	487
Germany	*	*	*	*	*	*	*	5	*
Ghana	15	*	12	12	*	*	50	80	39
Greece	*	*	*	*	*	*	*	*	*
Guatemala	*	*	*	*	*	*	*	*	*
Guinea	27	20	22	16	*	22	109	242	330
Guinea-Bissau	5	*	*	5	*	*	19	17	29
Guyana	*	*	*	*	*	*	*	*	*
Haiti	*	*	*	*	*	*	*	*	*

Monthly First Asylum Applications in The Netherlands in 2019

Source: METIS

Country of citizenships	Jan	Feb	Mar	Apr	May	Jun	2019	Total 2018	Total 2017
Honduras	*	*	*	*	*	*	*	7	12
Hungary	*	*	*	*	*	*	*	*	*
India	*	*	*	*	15	7	27	49	37
Indonesia	*	*	*	*	*	*	7	8	*
Iran (Islamic Republic of)	156	162	152	186	147	134	937	1.869	718
Iraq	57	57	43	51	53	57	318	737	724
Israel	*	*	*	*	*	*	*	6	6
Italy	*	*	*	*	*	*	*	*	*
Jamaica	*	*	*	*	*	*	7	16	14
Japan	*	*	*	*	*	*	*	*	*
Jordan	*	10	11	11	7	7	48	74	34
Kazakhstan	*	*	*	*	*	9	14	17	15
Kenya	*	*	*	*	*	*	*	17	10
Korea, Democratic People's Republic of	*	*	*	*	*	*	*	*	*
Kosovo / UNSCR 1244	*	*	*	16	*	*	28	36	36
Kuwait	*	*	*	*	*	*	5	*	6
Kyrgyzstan	*	7	*	*	*	*	11	10	9
Lao People's Democratic Republic	*	*	*	*	*	*	*	*	*
Latvia	*	*	*	*	*	*	*	*	*
Lebanon	9	5	*	8	8	12	44	71	61
Liberia	*	5	5	*	*	*	18	22	15
Libyan Arab Jamahiriya	45	16	31	35	16	22	165	462	357
Lithuania	*	*	*	*	*	*	*	*	*
Malaysia	*	*	*	*	*	*	*	*	*
Mali	*	*	*	*	*	7	23	37	60
Mauritania	*	*	*	*	*	*	9	10	18
Mexico	*	*	*	*	*	*	*	*	5
Moldova, Republic of	73	71	186	72	58	22	482	831	342
Mongolia	*	*	*	*	*	*	6	23	19
Montenegro	*	*	*	*	7	*	14	*	5
Morocco	121	99	94	90	79	83	566	1.066	977
Mozambique	*	*	*	*	*	*	*	*	*
Myanmar	*	*	*	*	*	*	6	32	28
Namibia	*	*	*	*	*	*	*	*	*
Nepal	*	*	*	*	*	*	*	*	*
Netherlands	*	*	*	*	*	*	*	8	7
Nicaragua	*	6	*	*	*	5	19	30	*
Niger	*	5	*	*	*	*	14	24	13
Nigeria	121	160	213	230	242	207	1.173	558	245
Norway	*	*	*	*	*	*	*	*	*
Oman	*	*	*	*	*	*	*	*	*
Pakistan	27	29	21	32	29	18	156	309	181
Palestinian Territory, Occupied	*	*	*	*	*	*	11	79	74
Panama	*	*	*	*	*	*	*	*	*
Peru	*	*	*	*	*	*	*	*	*
Philippines	*	*	*	*	*	*	*	*	*
Poland	*	*	*	*	*	*	*	*	*
Qatar	*	*	*	*	*	*	*	*	*
Republic of North Macedonia	*	28	12	24	20	27	111	*	*
Russian Federation	24	26	19	26	21	32	148	294	316
Rwanda	*	*	*	*	*	*	*	20	*
Saint Lucia	*	*	*	*	*	*	*	*	*
Saint Vincent and the Grenadines	*	*	*	*	*	*	*	*	*
Saudi Arabia	*	*	*	*	*	*	5	10	6
Senegal	8	11	11	11	8	8	57	62	81
Serbia	48	49	20	40	17	36	210	125	174
Sierra Leone	9	8	*	10	13	11	54	88	67
Slovak Republic	*	*	*	*	*	*	*	*	*
Somalia	15	17	13	15	18	10	88	133	124
South Africa	*	*	*	*	*	*	*	5	12

Monthly First Asylum Applications in The Netherlands in 2019

Source: METIS

Country of citizenships	Jan	Feb	Mar	Apr	May	Jun	2019	Total 2018	Total 2017
South Sudan	*	*	*	*	*	*	*	*	*
Spain	*	*	*	*	*	*	*	*	7
Sri Lanka	7	*	*	7	5	*	30	30	46
Stateless	8	5	*	*	9	*	27	49	120
Sudan	20	12	16	11	13	17	89	249	260
Suriname	*	*	*	*	*	*	*	6	8
Syrian Arab Republic	204	162	212	244	197	285	1.304	2.956	2.202
Taiwan	*	*	*	*	*	*	*	*	*
Tajikistan	13	5	7	11	7	*	47	178	59
Tanzania, United Republic of	*	*	*	*	*	*	*	6	14
Thailand	*	*	*	*	*	*	*	*	*
the former Yugoslav Republic of Macedonia	22	8	*	*	*	*	30	92	112
Togo	*	*	5	*	*	*	10	7	10
Trinidad and Tobago	*	*	*	*	*	*	6	23	34
Tunisia	31	12	22	30	30	25	150	387	172
Turkey	110	101	87	116	90	97	601	1.301	481
Turkmenistan	*	*	*	*	*	*	*	10	*
Uganda	23	16	35	23	13	20	130	145	72
Ukraine	12	14	11	12	16	8	73	303	139
United Arab Emirates	*	*	*	*	*	*	*	*	*
United Kingdom	*	*	*	*	*	*	*	*	5
United States of America	*	*	*	*	*	*	11	25	20
Unknown	55	53	55	36	54	78	331	678	550
Uzbekistan	*	*	*	*	*	*	*	12	5
Venezuela	17	9	17	10	8	15	76	150	77
Viet Nam	*	*	9	*	*	*	19	41	27
Yemen	60	47	61	58	36	31	293	528	171
Zambia	*	*	*	*	*	*	*	*	*
Zimbabwe	*	*	*	*	*	*	6	5	17
Other	*	*	*	*	*	*	*	7	16
Totaal	1.842	1.658	1.876	1.864	1.649	1.700	10.589	20.353	14.716

* To conceal the lowest figures, all values between 0 and 4 are replaced by asterisk.
Selection criterion for this table: all nationalities with at least 1 application in the current year.