



Immigratie- en Naturalisatiedienst  
*Ministerie van Veiligheid en Justitie*

## **Asylum Trends**

Monthly Report on Asylum Applications in The Netherlands

June 2018

## Colophon

**Title** Asylum Trends

**Subtitle** Monthly Report on Asylum Applications in The Netherlands  
Recent trends

**Author** Ministry of Justice and Security  
Immigration and Naturalisation Service (IND)  
IND Business Information Centre (BIC)  
Rijnstraat 8 | 2515 XP Den Haag  
Postbus 16275 | 2500 BG Den Haag

Migratie in beweging



EUROPESE UNIE  
Het Fonds voor asiel,  
migratie en integratie

# Contents

<i>Colophon</i>	2
-----------------	---

## **Asylum applications in The Netherlands**

Total asylum applications in The Netherlands	4
First asylum applications in The Netherlands	5
Repeated asylum applications in The Netherlands	6
Family reunification in The Netherlands	7
Unaccompanied minor asylum seekers in The Netherlands	8
Monthly first asylum applications in The Netherlands	9

## **Appendix**

Appendix: Relocation and Resettlement

Appendix: Eurostat



**Total asylum influx in The Netherlands (first applications, repeated applications, family reunification influx)**

Source: METIS

Top 10 Last thirteen months **total** asylum applications in The Netherlands

Total 2016	Total 2017	Country of citizenship	2017							Total	2018						Total	Last 12 months	Perc
			Jun	Jul	Aug	Sep	Oct	Nov	Dec		Jan	Feb	Mar	Apr	May	Jun			
10.604	10.829	Syrian Arab Republic	772	692	601	610	699	493	532	4.399	421	419	417	449	484	416	2.606	6.233	22%
2.870	4.038	Eritrea	224	251	297	296	345	454	540	2.407	463	405	426	315	489	349	2.447	4.630	17%
1.166	1.418	Iraq	127	122	141	130	124	133	130	907	106	126	118	92	104	92	638	1.418	5%
1.037	1.015	Iran (Islamic Republic of)	79	98	91	89	97	150	114	718	137	98	121	149	137	117	759	1.398	5%
1.283	1.020	Morocco	55	82	115	84	69	84	89	578	94	73	100	106	91	64	528	1.051	4%
991	924	Algeria	23	62	71	78	82	85	90	491	91	94	115	93	85	68	546	1.014	4%
1.447	872	Afghanistan	83	101	58	48	73	46	57	466	62	102	92	93	97	98	544	927	3%
618	916	Unknown	88	75	88	52	72	62	62	499	98	69	60	72	79	48	426	837	3%
259	509	Turkey	47	38	37	44	42	81	55	344	61	64	64	109	103	125	526	823	3%
1.471	1.611	Stateless	91	74	71	67	56	46	60	465	34	38	39	17	34	24	186	560	2%
9.896	8.175	Others	722	761	692	659	718	670	780	5.002	840	657	764	783	899	644	4.587	8.867	32%
31.642	31.327	Total	2.311	2.356	2.262	2.157	2.377	2.304	2.509	16.276	2.407	2.145	2.316	2.278	2.602	2.045	13.793	27.758	100%

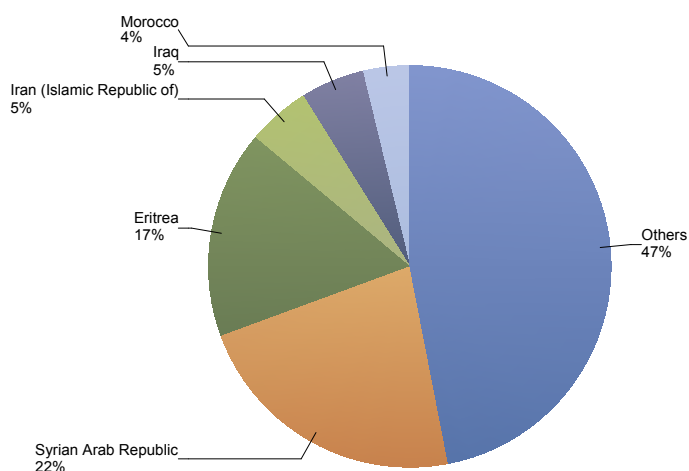
\* To conceal the lowest figures, all values between 0 and 4 are replaced by asterisk.

Top Total asylum applications in The Netherlands June 2018

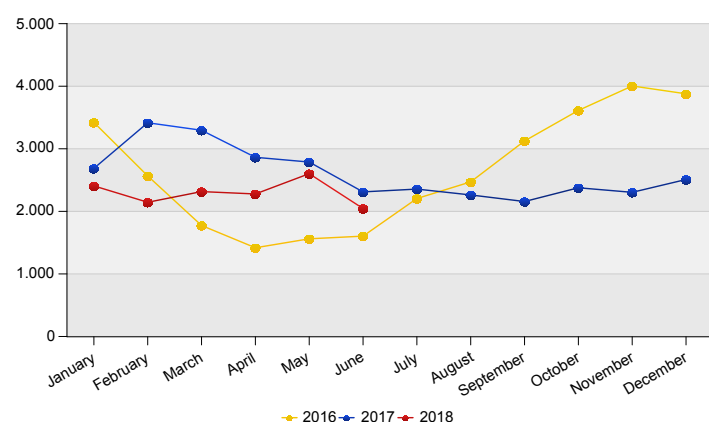
	Country of citizenship		%
1	Syrian Arab Republic	416	20%
2	Eritrea	349	17%
3	Turkey	125	6%
4	Iran (Islamic Republic of)	117	6%
5	Afghanistan	98	5%
6	Iraq	92	4%
7	Algeria	68	3%
8	Morocco	64	3%
9	Unknown	48	2%
10	Nigeria	46	2%
	Others	622	30%
<b>Total June 2018</b>		<b>2.045</b>	<b>100%</b>

Top Nationalities total applications last twelve months  
Period: Jul 2017 - Jun 2018

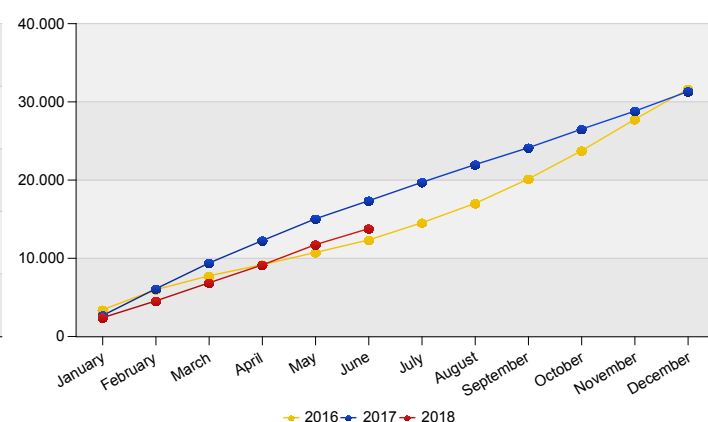
Number of total asylum applications: 27.758



Total asylum applications in The Netherlands



Cumulative development of total asylum applications in The Netherlands





**First asylum applications in The Netherlands**

Source: METIS

Top 10 Last thirteen months **first** asylum applications in The Netherlands

Total 2016	Total 2017 **	Country of citizenship	2017								Total	2018						Last 12 months	Perc
			Jun	Jul	Aug	Sep	Oct	Nov	Dec	Jan		Feb	Mar	Apr	May	Jun	Total		
2.158	2.202	Syrian Arab Republic	174	207	195	219	243	150	232	1.420	200	190	181	208	234	251	1.264	2.510	16%
1.497	1.095	Eritrea	76	92	113	105	71	49	77	583	110	105	144	128	150	98	735	1.242	8%
1.271	977	Morocco	48	79	109	82	62	80	80	540	87	67	90	96	86	60	486	978	6%
980	891	Algeria	22	57	69	77	78	81	89	473	89	91	109	89	79	63	520	971	6%
884	718	Iran (Islamic Republic of)	63	76	75	65	66	83	69	497	89	72	68	105	86	85	505	939	6%
235	481	Turkey	46	36	35	39	40	78	54	328	59	58	60	105	95	118	495	777	5%
888	724	Iraq	74	73	74	59	56	63	52	451	63	46	45	52	66	45	317	694	4%
457	550	Unknown	51	57	53	36	56	49	41	343	68	52	25	50	58	39	292	584	4%
15	342	Moldova, Republic of	64	86	38	21	16	20	37	282	65	30	63	70	76	40	344	562	3%
341	357	Libyan Arab Jamahiriya	21	22	23	35	37	24	40	202	51	42	40	42	47	25	247	428	3%
9.445	6.379	Others	558	599	546	482	554	508	565	3.812	631	421	527	494	606	481	3.160	6.414	40%
18.171	14.716	Total	1.197	1.384	1.330	1.220	1.279	1.185	1.336	8.931	1.512	1.174	1.352	1.439	1.583	1.305	8.365	16.099	100%

\* To conceal the lowest figures, all values between 0 and 4 are replaced by asterisk.

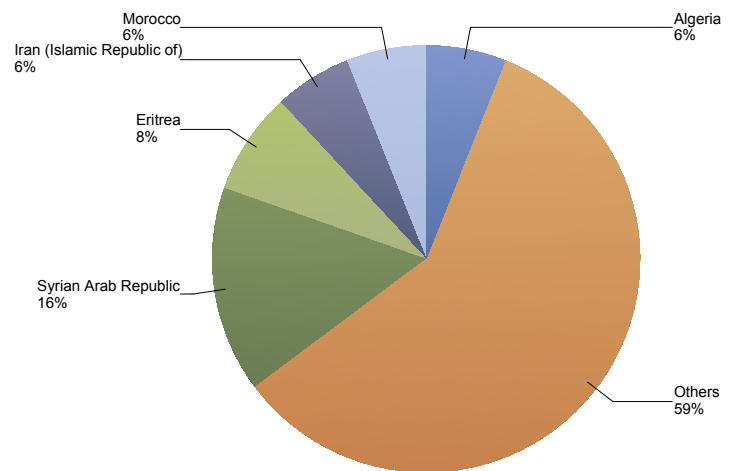
\*\* In May 2017 the IND has adjusted its systems to remove a small discrepancy that caused some cases to not be included in figures of (earlier versions of) this report. This adjustment may result in some small inconsistencies with reports dating from April 2017 and before. Considering the limited size of the discrepancy and to ensure consistency between reports, figures published before January 1st, 2017, will not be updated. Notwithstanding these figures, the total influx of first asylum applications in 2016 was 18,246.

Top First asylum applications in The Netherlands  
June 2018

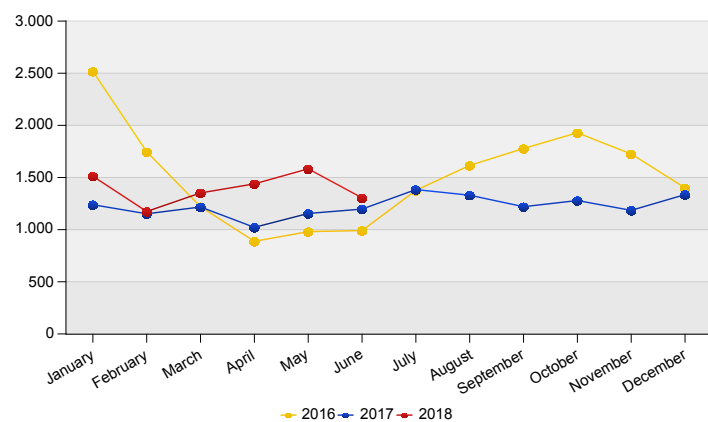
	Country of citizenship		%
1	Syrian Arab Republic	251	19%
2	Turkey	118	9%
3	Eritrea	98	8%
4	Iran (Islamic Republic of)	85	7%
5	Algeria	63	5%
6	Morocco	60	5%
7	Iraq	45	3%
8	Moldova, Republic of	40	3%
9	Unknown	39	3%
10	Nigeria	37	3%
	Others	469	36%
<b>Total June 2018</b>		<b>1.305</b>	<b>100%</b>

Top Nationalities first applications last twelve months  
Period: Jul 2017 - Jun 2018

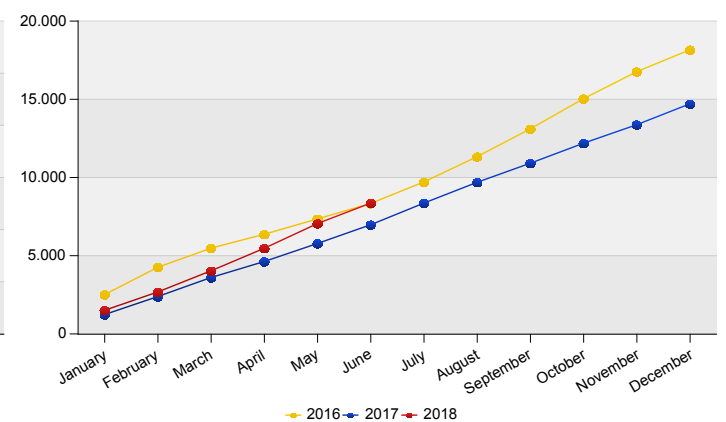
Number of first asylum applications: 16.099



First asylum applications in The Netherlands



Cumulative development of first asylum applications in The Netherlands





**Repeated asylum applications in The Netherlands**  
Source: METIS

Top 10 Last thirteen months repeated asylum applications in The Netherlands

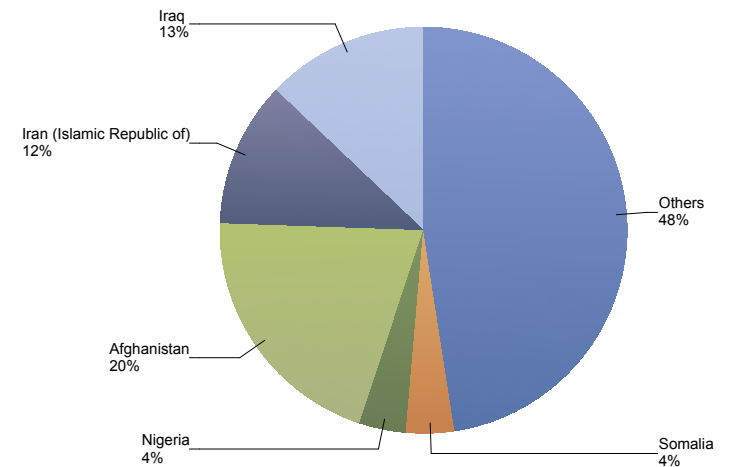
Total 2016	Total 2017	Country of citizenship	2017							Total	2018						Last 12 months	Perc	
			Jun	Jul	Aug	Sep	Oct	Nov	Dec		Jan	Feb	Mar	Apr	May	Jun			Total
358	464	Afghanistan	41	70	29	37	33	28	23	261	30	71	35	45	46	60	287	507	20%
156	249	Iraq	16	20	25	30	25	19	23	158	25	37	41	28	21	26	178	320	13%
110	176	Iran (Islamic Republic of)	12	14	10	17	16	35	24	128	26	19	30	27	41	27	170	286	12%
93	76	Somalia	*	10	9	9	8	9	*	50	5	14	12	*	8	6	47	95	4%
75	77	Nigeria	6	10	7	11	6	8	7	55	6	8	*	9	8	9	43	92	4%
49	45	Syrian Arab Republic	6	10	6	7	*	5	*	40	14	10	6	*	6	9	47	81	3%
9	36	Morocco	7	*	*	*	*	*	9	31	7	6	10	10	5	*	42	66	3%
61	62	Eritrea	*	6	7	*	7	5	*	33	*	13	*	6	*	8	35	65	3%
59	61	Unknown	6	*	11	*	*	*	6	37	6	*	7	*	*	*	26	57	2%
46	82	Armenia	*	7	*	*	14	9	6	47	*	*	*	*	*	*	12	56	2%
641	793	Others	75	55	67	68	74	59	73	471	72	81	81	88	66	69	457	853	34%
1.657	2.121	Total	177	209	179	193	191	184	178	1.311	197	265	233	223	205	221	1.344	2.478	100%

\* To conceal the lowest figures, all values between 0 and 4 are replaced by asterisk.

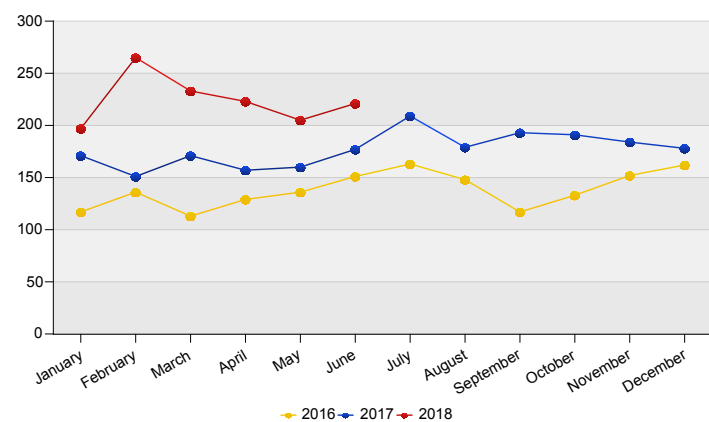
Top Repeated asylum applications in The Netherlands  
June 2018

	Country of citizenship		%
1	Afghanistan	60	27%
2	Iran (Islamic Republic of)	27	12%
3	Iraq	26	12%
4	Nigeria	9	4%
5	Syrian Arab Republic	9	4%
6	Eritrea	8	4%
	Others	82	37%
<b>Total June 2018</b>		221	100%

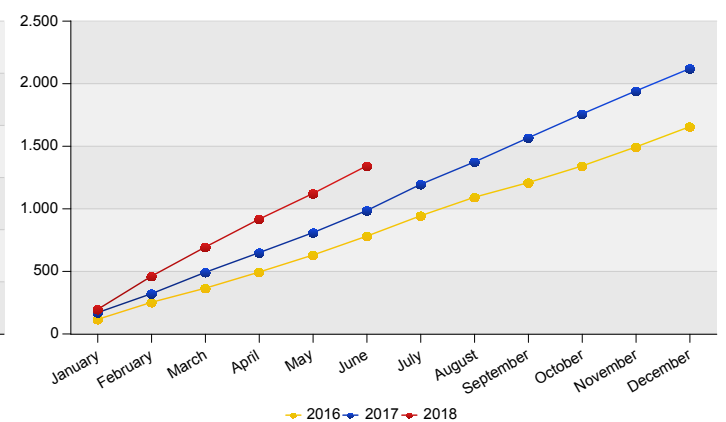
Top Nationalities repeated asylum applications last twelve months  
Period: Jul 2017 - Jun 2018  
Number of repeated asylum applications: 2.478



Repeated asylum applications in The Netherlands



Cumulative development of repeated asylum applications in The Netherlands





**Influx of family reunification in The Netherlands (Council Directive 2003/86/EC Chapter V)**  
Source: METIS

Top 10 Last thirteen months Influx of family reunification in The Netherlands

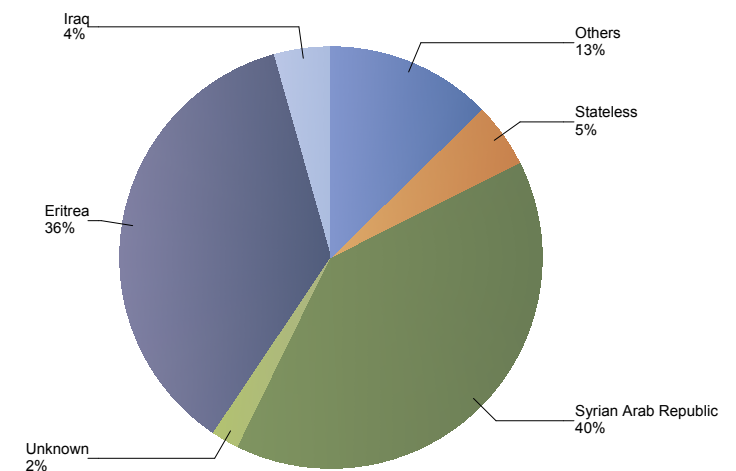
Total 2016	Total 2017	Country of citizenship	2017								Total	2018						Last 12 months	Perc
			Jun	Jul	Aug	Sep	Oct	Nov	Dec	Jan		Feb	Mar	Apr	May	Jun			
8.397	8.582	Syrian Arab Republic	592	475	400	384	453	338	297	2.939	207	219	230	239	244	156	1.295	3.642	40%
1.312	2.881	Eritrea	145	153	177	187	267	400	462	1.791	349	287	278	181	339	243	1.677	3.323	36%
1.139	1.458	Stateless	82	61	60	56	45	35	50	389	25	30	30	14	31	18	148	455	5%
122	445	Iraq	37	29	42	41	43	51	55	298	18	43	32	12	17	21	143	404	4%
102	305	Unknown	31	14	24	12	14	9	15	119	24	13	28	18	19	6	108	196	2%
43	121	Iran (Islamic Republic of)	*	8	6	7	15	32	21	93	22	7	23	17	10	5	84	173	2%
63	86	Afghanistan	7	*	*	*	14	*	15	43	10	13	33	27	29	14	126	162	2%
249	107	Somalia	*	*	*	*	9	*	9	30	7	16	21	36	27	11	118	147	2%
31	86	Pakistan	11	*	7	*	11	6	19	62	18	8	*	7	*	14	54	105	1%
18	47	Yemen	5	*	12	5	7	10	8	47	*	11	12	9	18	9	62	104	1%
338	372	Others	22	16	23	41	29	48	44	223	15	59	41	56	76	22	269	470	5%
11.814	14.490	<b>Total</b>	<b>937</b>	<b>763</b>	<b>753</b>	<b>744</b>	<b>907</b>	<b>935</b>	<b>995</b>	<b>6.034</b>	<b>698</b>	<b>706</b>	<b>731</b>	<b>616</b>	<b>814</b>	<b>519</b>	<b>4.084</b>	<b>9.181</b>	<b>100%</b>

\* To conceal the lowest figures, all values between 0 and 4 are replaced by asterisk.

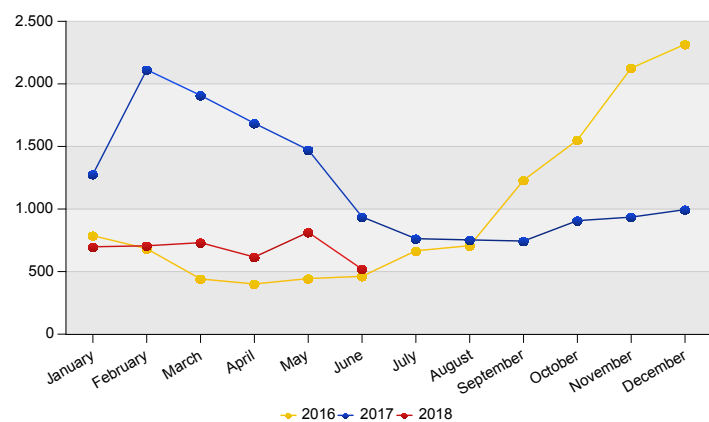
Top Influx of family reunification in The Netherlands  
June 2018

	Country of citizenship		%
1	Eritrea	243	47%
2	Syrian Arab Republic	156	30%
3	Iraq	21	4%
4	Stateless	18	3%
5	Afghanistan	14	3%
6	Pakistan	14	3%
	Others	53	10%
<b>Total June 2018</b>		<b>519</b>	<b>100%</b>

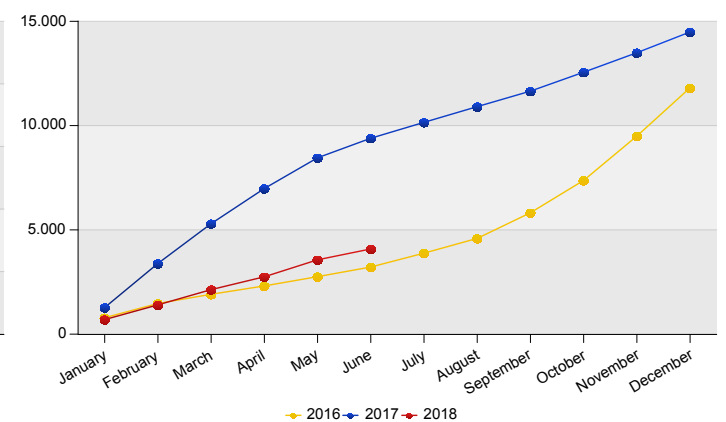
Top Nationalities Influx of family reunification last twelve months  
Period: Jul 2017 - Jun 2018  
Number of influx family reunification: 9.181



Influx of family reunification in The Netherlands



Cumulative development of Influx of family reunification in The Netherlands





**Influx of indicated unaccompanied minor asylum seekers in The Netherlands**  
Source: METIS

Top 10 Unaccompanied minor asylum applications in The Netherlands

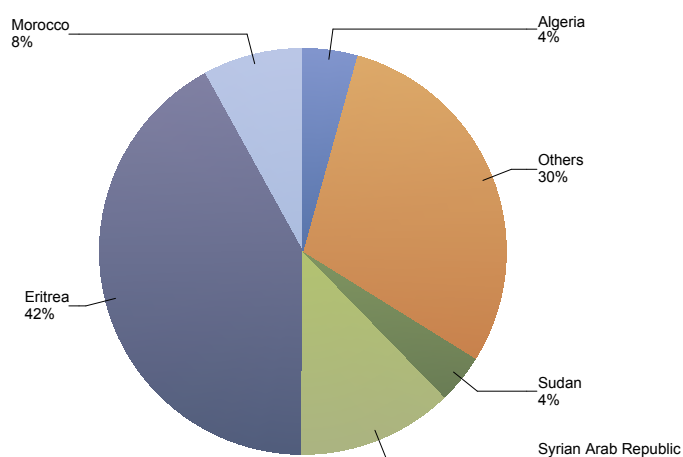
Total 2016	Total 2017	Country of citizenship	2017								Total	2018						Last 12 months	Perc
			Jun	Jul	Aug	Sep	Oct	Nov	Dec	Jan		Feb	Mar	Apr	May	Jun	Total		
773	479	Eritrea	18	41	45	48	23	17	40	232	45	26	60	61	76	45	313	527	42%
181	135	Syrian Arab Republic	12	11	18	18	13	11	7	90	15	7	11	12	10	23	78	156	12%
68	74	Morocco	*	*	7	11	8	11	10	51	6	6	11	*	12	13	51	101	8%
61	54	Algeria	*	*	5	*	9	10	13	40	*	*	*	*	*	*	15	54	4%
23	59	Sudan	*	*	7	12	8	*	*	41	*	*	5	*	*	*	12	49	4%
34	47	Guinea	6	6	*	*	7	6	6	33	*	*	5	*	*	*	18	45	4%
195	65	Afghanistan	*	8	*	*	5	6	*	32	*	*	*	*	*	*	11	39	3%
35	22	Iraq	*	*	*	*	6	*	*	16	*	*	*	*	*	*	20	35	3%
21	20	Gambia	*	*	*	*	*	5	*	15	*	*	*	*	8	5	15	29	2%
38	30	Albania	7	*	*	*	5	*	*	20	*	*	*	*	*	6	13	26	2%
278	196	Others	11	16	16	24	22	18	25	132	7	10	*	11	22	24	77	198	16%
1.707	1.181	Total	66	95	108	122	106	90	115	702	90	60	105	94	148	126	623	1.259	100%

\* To conceal the lowest figures, all values between 0 and 4 are replaced by asterisk.

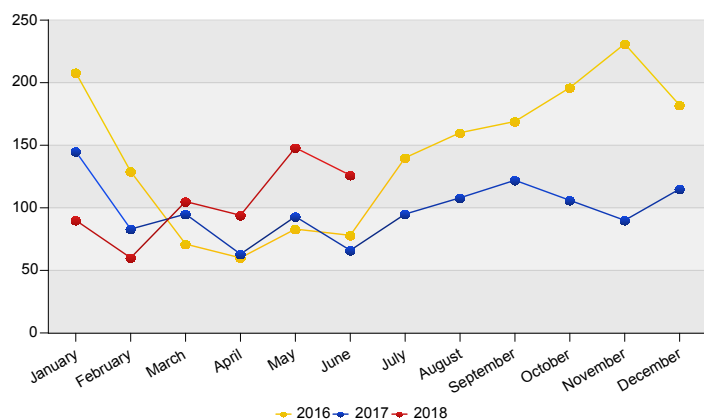
Top Unaccompanied minor asylum applications in The Netherlands June 2018

	Country of citizenship		%
1	Eritrea	45	36%
2	Syrian Arab Republic	23	18%
3	Morocco	13	10%
4	Albania	6	5%
5	Gambia	5	4%
	Others	34	27%
<b>Total June 2018</b>		126	100%

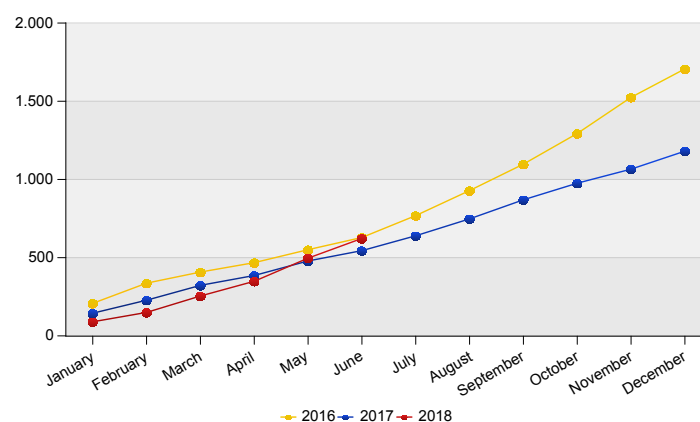
Top Nationalities unaccompanied minor asylum applications last twelve months  
Period: Jul 2017 - Jun 2018  
Number of unaccompanied minor asylum applications: 1.259



Unaccompanied minor asylum applications in The Netherlands



Cumulative development of Unaccompanied minor asylum applications in The Netherlands







Monthly First Asylum Applications in The Netherlands in 2018

Source: METIS

Country of citizenships	Jan	Feb	Mar	Apr	May	Jun	2018	Total 2017	Total 2016 **
Afghanistan	22	18	24	21	22	24	131	322	1.026
Albania	21	8	18	24	27	20	118	365	1.664
Algeria	89	91	109	89	79	63	520	891	980
Angola	*	6	7	*	*	*	21	27	15
Antigua and Barbuda	*	*	*	*	*	*	*	*	*
Argentina	*	*	*	*	*	*	*	*	*
Armenia	*	*	5	8	13	6	37	109	48
Australia	*	*	*	*	*	*	*	*	*
Azerbaijan	13	12	21	22	13	31	112	113	66
Bahamas	*	*	*	*	*	*	*	*	*
Bahrain	*	*	*	*	*	*	*	8	*
Bangladesh	*	*	*	*	5	*	13	18	21
Belarus	*	*	12	*	32	35	83	103	21
Belgium	*	*	*	*	*	*	*	*	*
Benin	*	*	*	*	*	*	5	13	7
Bosnia and Herzegovina	5	*	*	*	*	*	14	67	295
Botswana	*	*	*	*	*	*	*	*	*
Brazil	*	*	*	*	*	*	*	10	*
Bulgaria	*	*	*	*	*	*	*	*	*
Burkina Faso	*	*	*	*	*	*	*	8	11
Burundi	*	*	*	*	*	*	5	29	24
Cambodia	*	*	*	*	*	*	*	*	*
Cameroon	*	*	5	*	*	*	14	39	18
Canada	*	*	*	*	*	*	*	*	*
Cape Verde	*	*	*	*	*	*	*	*	*
Central African Republic	*	*	*	*	*	*	*	*	*
Chad	*	*	*	*	*	*	8	30	5
Chile	*	*	*	*	*	*	*	*	*
China (including Hong Kong)	7	*	9	10	25	7	59	149	97
Colombia	*	*	*	*	*	*	7	36	36
Comoros	*	*	*	*	*	*	*	*	*
Congo, the Democratic Republic of the	*	*	*	*	*	*	8	13	*
Congo, the Republic of the	*	5	*	*	*	*	17	43	50
Cote d'Ivoire	7	6	*	6	*	*	29	41	30
Croatia	*	*	*	*	*	*	*	*	5
Cuba	155	*	*	*	*	*	159	256	23
Cyprus	*	*	*	*	*	*	*	*	*
Djibouti	*	*	*	*	*	*	*	*	*
Dominican Republic	*	*	*	*	*	*	*	9	*
Ecuador	*	*	*	*	*	*	*	*	*
Egypt	12	11	11	*	13	7	58	178	112
El Salvador	*	*	*	6	*	*	9	18	19
Eritrea	110	105	144	128	150	98	735	1.095	1.497
Ethiopia	9	5	*	*	10	7	39	124	156
Finland	*	*	*	*	*	*	*	*	*
Gabon	*	*	*	*	*	*	*	*	*
Gambia	22	24	20	33	29	20	148	214	131
Georgia	11	25	54	27	44	33	194	487	578
Germany	*	*	*	*	*	*	*	*	*
Ghana	*	10	*	6	*	5	31	39	15
Greece	*	*	*	*	*	*	*	*	*
Grenada	*	*	*	*	*	*	*	*	*
Guinea	20	16	22	15	16	7	96	330	111
Guinea-Bissau	*	*	*	*	*	*	10	29	11
Guyana	*	*	*	*	*	*	*	*	*
Haiti	*	*	*	*	*	*	*	*	*
Honduras	5	*	*	*	*	*	5	12	7
Hungary	*	*	*	*	*	*	*	*	*
India	*	*	8	*	6	9	30	37	45



Monthly First Asylum Applications in The Netherlands in 2018

Source: METIS

Country of citizenship	Jan	Feb	Mar	Apr	May	Jun	2018	Total 2017	Total 2016 **
Indonesia	*	*	*	*	*	*	*	*	*
Iran (Islamic Republic of)	89	72	68	105	86	85	505	718	884
Iraq	63	46	45	52	66	45	317	724	888
Israel	*	*	*	*	*	*	*	6	*
Italy	*	*	*	*	*	*	*	*	5
Jamaica	*	*	*	*	*	*	10	14	34
Jordan	7	*	10	11	*	*	38	34	27
Kazakhstan	*	*	*	*	*	*	*	15	23
Kenya	*	*	*	5	*	*	9	10	6
Korea, Democratic People's Republic of	*	*	*	*	*	*	*	*	*
Kosovo / UNSCR 1244	*	5	*	*	13	*	23	36	465
Kuwait	*	*	*	*	*	*	*	6	8
Kyrgyzstan	5	*	*	*	*	*	6	9	9
Lao People's Democratic Republic	*	*	*	*	*	*	*	*	*
Latvia	*	*	*	*	*	*	*	*	*
Lebanon	7	*	*	*	5	*	23	61	55
Liberia	*	*	5	*	*	*	11	15	11
Libyan Arab Jamahiriya	51	42	40	42	47	25	247	357	341
Lithuania	*	*	*	*	*	*	*	*	*
Malaysia	*	*	*	*	*	*	*	*	*
Maldives	*	*	*	*	*	*	*	*	*
Mali	5	6	*	*	*	*	15	60	26
Mauritania	*	*	*	*	*	*	8	18	11
Mauritius	*	*	*	*	*	*	*	*	*
Mexico	*	*	*	*	*	*	*	5	*
Moldova, Republic of	65	30	63	70	76	40	344	342	15
Mongolia	5	*	*	*	*	*	9	19	403
Montenegro	*	*	*	*	*	*	*	5	25
Morocco	87	67	90	96	86	60	486	977	1.271
Myanmar	5	*	*	*	*	*	15	28	55
Namibia	*	*	*	*	*	*	*	*	*
Nepal	*	*	*	*	*	*	*	*	13
Netherlands	*	*	*	*	*	*	*	7	13
Nicaragua	*	*	*	*	*	*	*	*	*
Niger	*	*	*	*	*	*	6	13	*
Nigeria	36	23	22	17	37	37	172	245	197
Oman	*	*	*	*	*	*	*	*	*
Pakistan	12	9	19	24	20	16	100	181	161
Palestinian Territory, Occupied	*	6	5	14	9	*	42	74	30
Panama	*	*	*	*	*	*	*	*	*
Peru	*	*	*	*	*	*	*	*	*
Philippines	*	*	*	*	*	*	*	*	*
Poland	*	*	*	*	*	*	*	*	8
Portugal	*	*	*	*	*	*	*	*	7
Romania	*	*	*	*	*	*	*	7	7
Russian Federation	24	8	32	17	27	21	129	316	124
Rwanda	*	*	*	*	*	*	*	*	15
Saudi Arabia	*	*	*	*	*	*	*	6	11
Senegal	*	*	*	5	5	6	25	81	47
Serbia	15	8	8	13	*	*	49	174	938
Sierra Leone	13	7	5	7	*	*	38	67	33
Singapore	*	*	*	*	*	*	*	*	*
Somalia	8	9	6	6	14	9	52	124	157
South Africa	*	*	*	*	*	*	*	12	10
South Sudan	*	*	*	*	*	*	*	*	*
Spain	*	*	*	*	*	*	*	7	*
Sri Lanka	*	5	*	6	*	*	14	46	28
Stateless	5	*	*	*	*	*	18	120	310
Sudan	12	9	25	23	21	13	103	260	191



**Monthly First Asylum Applications in The Netherlands in 2018**

Source: METIS

Country of citizenship	Jan	Feb	Mar	Apr	May	Jun	2018	Total 2017	Total 2016 **
Suriname	*	*	*	*	*	*	*	8	8
Sweden	*	*	*	*	*	*	*	*	*
Syrian Arab Republic	200	190	181	208	234	251	1.264	2.202	2.158
Taiwan	*	*	*	*	*	*	*	*	*
Tajikistan	24	16	17	8	16	14	95	59	19
Tanzania, United Republic of	*	*	*	*	*	*	*	14	10
Thailand	*	*	*	*	*	*	*	*	*
the former Yugoslav Republic of Macedonia	9	8	*	*	10	5	34	112	430
Togo	*	*	*	*	*	*	5	10	*
Trinidad and Tobago	*	*	*	6	*	*	12	34	22
Tunisia	35	41	56	37	42	18	229	172	205
Turkey	59	58	60	105	95	118	495	481	235
Turkmenistan	*	*	*	*	*	*	*	*	*
Uganda	9	6	11	*	10	6	45	72	87
Ukraine	11	7	5	12	8	10	53	139	317
United Arab Emirates	*	*	*	*	*	*	*	*	*
United Kingdom	*	*	*	*	*	*	*	5	*
United States of America	*	5	*	6	*	*	14	20	5
Unknown	68	52	25	50	58	39	292	550	457
Uruguay	*	*	*	*	*	*	*	*	*
Uzbekistan	*	*	*	*	*	*	*	5	6
Venezuela	5	14	15	12	10	14	70	77	27
Viet Nam	*	*	*	*	13	*	22	27	61
Yemen	16	22	13	14	20	32	117	171	45
Zambia	*	*	*	*	*	*	*	*	*
Zimbabwe	*	*	*	*	*	*	*	17	12
Other	*	*	*	*	*	*	*	*	17
<b>Totaal</b>	<b>1.512</b>	<b>1.174</b>	<b>1.352</b>	<b>1.439</b>	<b>1.583</b>	<b>1.305</b>	<b>8.365</b>	<b>14.716</b>	<b>18.171</b>

\* To conceal the lowest figures, all values between 0 and 4 are replaced by asterisk.

\*\* In May 2017 the IND has adjusted its systems to remove a small discrepancy that caused some cases to not be included in figures of (earlier versions of) this report. This adjustment may result in some small inconsistencies with reports dating from April 2017 and before. Considering the limited size of the discrepancy and to ensure consistency between reports, figures published before January 1st, 2017, will not be updated. Notwithstanding these figures, the total influx of first asylum applications in 2016 was 18,246. Selection criterion for this table: all nationalities with at least 1 application in the current year.