



Immigratie- en Naturalisatiedienst
Ministerie van Veiligheid en Justitie

Asylum Trends

Monthly Report on Asylum Applications in The Netherlands

June 2017

Colophon

Title	Asylum Trends
Subtitle	Monthly Report on Asylum Applications in The Netherlands Recent trends
Author	Ministry of Security and Justice Immigration and Naturalisation Service (IND) IND Business Information Centre (BIC) Rijnstraat 8 2515 XP Den Haag Postbus 16275 2500 BG Den Haag

Contents

<i>Colophon</i>	2
-----------------	---

Asylum applications in The Netherlands

Total asylum applications in The Netherlands	4
First asylum applications in The Netherlands	5
Repeated asylum applications in The Netherlands	6
Family reunification in The Netherlands	7
Unaccompanied minor asylum seekers in The Netherlands	8
Monthly first asylum applications in The Netherlands	9

Appendix

Appendix: Eurostat



Total asylum influx in The Netherlands (first applications, repeated applications, family reunification influx)
Source: METIS

Top 10 Last thirteen months **total** asylum applications in the Netherlands

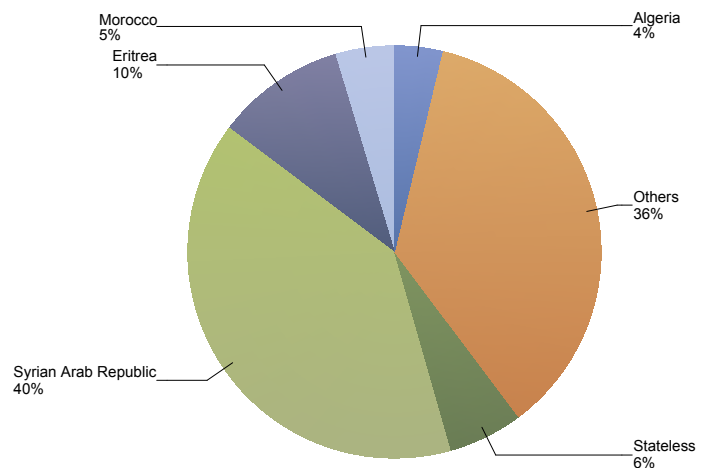
Total 2015	Total 2016	Country of citizenship	2016								2017						Last 12 months	Perc	
			Jun	Jul	Aug	Sep	Oct	Nov	Dec	Total	Jan	Feb	Mar	Apr	May	Jun			Total
27.710	10.604	Syrian Arab Republic	389	587	587	1.007	1.313	1.809	2.035	7.727	1.049	1.717	1.409	1.174	1.083	806	7.238	14.576	40%
8.434	2.870	Eritrea	169	289	260	291	330	344	345	2.028	297	318	316	336	359	224	1.850	3.709	10%
4.942	1.471	Stateless	43	46	101	122	194	232	207	945	179	237	333	218	179	91	1.237	2.139	6%
99	1.283	Morocco	23	52	128	284	389	224	133	1.233	89	94	96	86	79	54	498	1.708	5%
55	991	Algeria	11	38	92	227	260	192	103	923	129	96	87	59	63	23	457	1.369	4%
3.450	1.166	Iraq	62	58	62	63	73	105	72	495	95	101	93	109	116	127	641	1.074	3%
2.945	1.447	Afghanistan	105	96	100	73	77	69	82	602	81	89	75	82	81	85	493	990	3%
645	618	Unknown	84	45	57	60	66	65	61	438	47	51	98	102	123	90	511	865	2%
1.016	1.699	Albania	102	158	137	104	66	84	71	722	59	46	41	19	27	35	227	847	2%
2.074	1.037	Iran (Islamic Republic of)	55	50	70	83	71	67	45	441	60	50	65	55	70	81	381	767	2%
263	597	Georgia	40	61	44	38	70	81	63	397	75	83	74	40	33	41	346	703	2%
7.247	7.859	Others	521	725	833	773	704	732	662	4.950	530	541	615	579	587	702	3.554	7.983	22%
58.880	31.642	Total	1.604	2.205	2.471	3.125	3.613	4.004	3.879	20.901	2.690	3.423	3.302	2.859	2.800	2.359	17.433	36.730	100%

* To conceal the lowest figures, all values between 0 and 4 are replaced by asterisk.

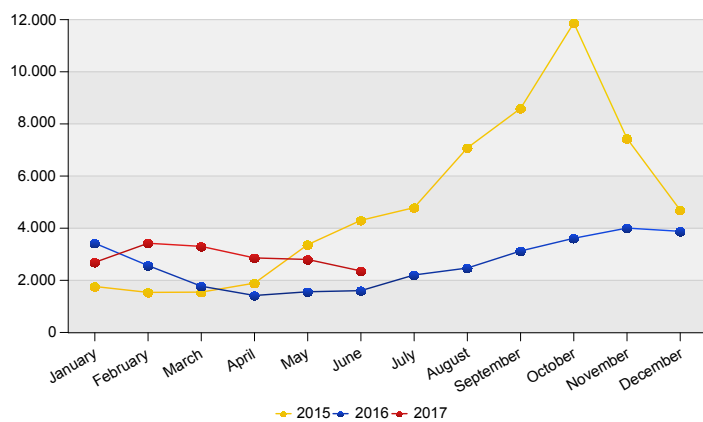
Top Total asylum applications in The Netherlands
June 2017

	Country of citizenship		%
1	Syrian Arab Republic	806	34%
2	Eritrea	224	9%
3	Iraq	127	5%
4	Stateless	91	4%
5	Unknown	90	4%
6	Afghanistan	85	4%
7	Iran (Islamic Republic of)	81	3%
8	Moldova, Republic of	64	3%
9	Morocco	54	2%
10	Guinea	53	2%
	Others	684	29%
Total June 2017		2.359	100%

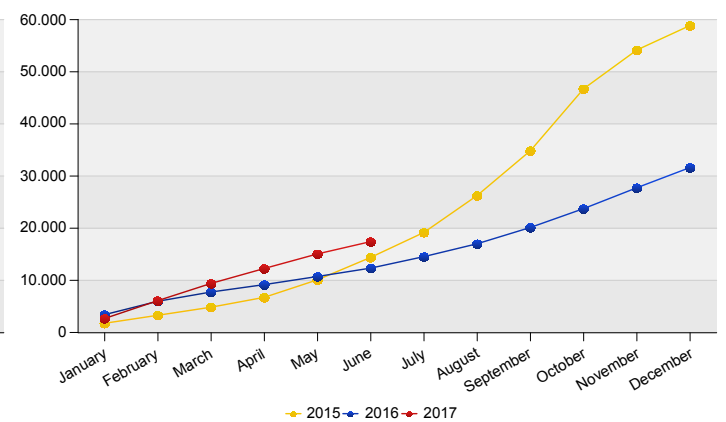
Top Nationalities total applications last twelve months
Period: Jul 2016 - Jun 2017
Number of total asylum applications: 36.730



Total asylum applications in The Netherlands



Cumulative development of total asylum applications in The Netherlands





First asylum applications in The Netherlands

Source: METIS

Top 10 Last thirteen months **first** asylum applications in The Netherlands

Total 2015	Total 2016 **	Country of citizenship	2016								2017						Last 12 months	Perc	
			Jun	Jul	Aug	Sep	Oct	Nov	Dec	Total	Jan	Feb	Mar	Apr	May	Jun			Total
18.677	2.158	Syrian Arab Republic	80	109	109	84	138	106	187	813	151	139	172	127	187	208	984	1.717	10%
80	1.271	Morocco	22	52	128	282	389	224	129	1.226	87	92	96	85	78	48	486	1.690	10%
7.359	1.497	Eritrea	98	178	172	161	193	203	157	1.162	165	102	97	66	79	76	585	1.649	10%
41	980	Algeria	11	35	90	224	260	192	103	915	121	95	86	57	59	22	440	1.344	8%
1.005	1.664	Albania	98	154	134	96	65	84	70	701	59	45	39	19	27	35	224	827	5%
256	578	Georgia	40	58	41	38	69	79	61	386	71	81	74	38	33	38	335	681	4%
3.009	888	Iraq	49	45	41	41	52	56	46	330	46	57	54	61	58	74	350	631	4%
436	938	Serbia	53	127	135	78	36	59	78	566	14	32	5	18	*	19	91	604	4%
1.884	884	Iran (Islamic Republic of)	50	37	59	66	58	54	32	356	49	36	43	45	48	65	286	592	4%
432	457	Unknown	60	42	39	49	55	51	43	339	36	30	40	31	74	52	263	542	3%
9.914	6.856	Others	430	539	668	659	614	618	495	4.023	439	448	513	470	511	598	2.979	6.572	39%
43.093	18.171	Total	991	1.376	1.616	1.778	1.929	1.726	1.401	10.817	1.238	1.157	1.219	1.017	1.157	1.235	7.023	16.849	100%

* To conceal the lowest figures, all values between 0 and 4 are replaced by asterisk.

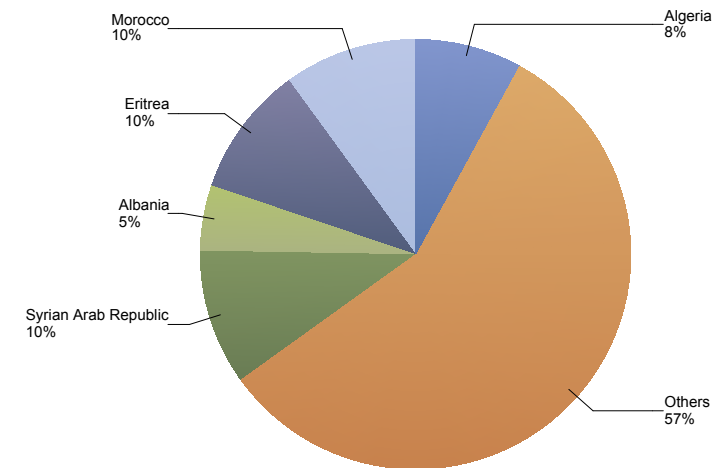
** In May 2017 the IND has adjusted its systems to remove a small discrepancy that caused some cases to not be included in figures of (earlier versions of) this report. This adjustment may result in some small inconsistencies with reports dating from April 2017 and before. Considering the limited size of the discrepancy and to ensure consistency between reports, figures published before January 1st, 2017, will not be updated. Notwithstanding these figures, the total influx of first asylum applications in 2016 was 18,246.

Top First asylum applications in The Netherlands
June 2017

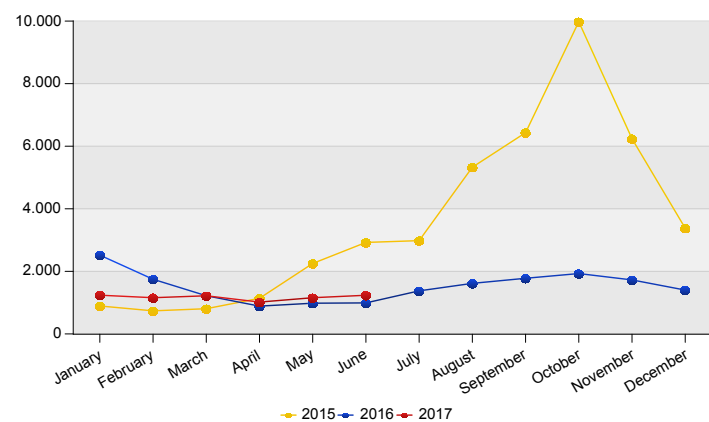
	Country of citizenship		%
1	Syrian Arab Republic	208	17%
2	Eritrea	76	6%
3	Iraq	74	6%
4	Iran (Islamic Republic of)	65	5%
5	Moldova, Republic of	64	5%
6	Unknown	52	4%
7	Guinea	49	4%
8	Morocco	48	4%
9	Turkey	46	4%
10	Georgia	38	3%
	Others	515	42%
Total June 2017		1.235	100%

Top Nationalities first applications last twelve months
Period: Jul 2016 - Jun 2017

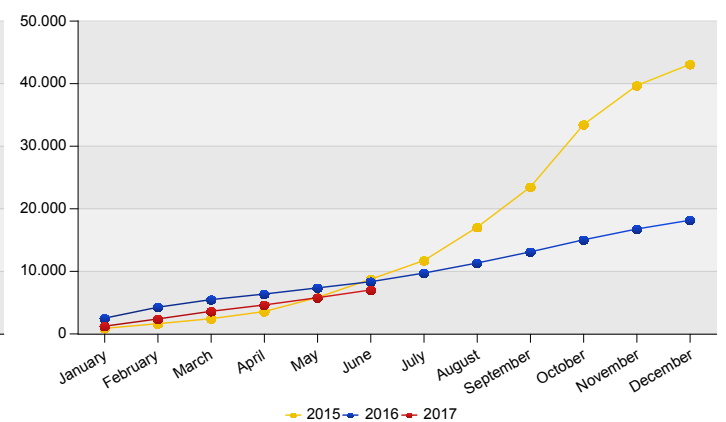
Number of first asylum applications: 16.849



First asylum applications in The Netherlands



Cumulative development of first asylum applications in The Netherlands





Repeated asylum applications in The Netherlands
Source: METIS

Top 10 Last thirteen months repeated asylum applications in The Netherlands

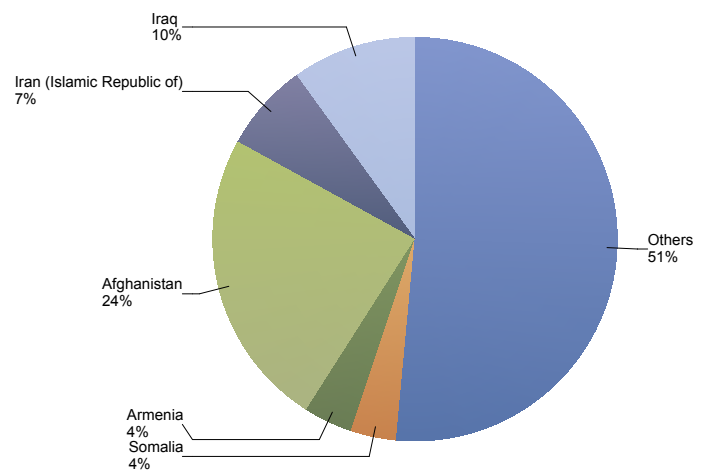
Total 2015	Total 2016	Country of citizenship	2016								2017 Total	2017						Last 12 months	Perc
			Jan	Feb	Mar	Apr	May	Jun	Jul	Aug		Sep	Oct	Nov	Dec	Jan	Feb		
311	358	Afghanistan	39	41	33	24	42	26	38	243	34	57	39	40	36	44	250	454	24%
228	156	Iraq	11	13	12	9	16	20	11	92	30	5	21	12	24	16	108	189	10%
139	110	Iran (Islamic Republic of)	*	13	11	13	10	12	11	73	5	12	16	*	14	12	63	133	7%
39	46	Armenia	7	5	*	*	*	10	10	39	13	*	8	10	*	*	42	74	4%
184	93	Somalia	6	9	*	9	14	*	*	47	6	*	7	5	5	*	28	69	4%
62	61	Eritrea	5	6	5	*	*	5	7	34	5	6	8	6	*	*	32	61	3%
65	75	Nigeria	5	7	5	*	*	12	5	38	8	5	*	*	*	7	28	61	3%
123	59	Unknown	*	*	8	5	5	*	*	26	*	*	6	10	*	6	30	53	3%
52	49	Syrian Arab Republic	8	*	*	*	*	8	*	30	*	*	*	*	13	5	19	41	2%
38	25	Ukraine	*	*	6	*	*	*	*	18	*	*	5	*	10	24	41	2%	
9	7	Serbia	*	*	*	*	*	*	*	7	7	*	*	13	6	*	31	37	2%
36	35	Sudan	7	6	*	*	*	*	7	25	*	*	*	*	*	*	13	31	2%
656	583	Others	55	57	60	41	32	50	59	354	60	53	64	48	55	71	351	650	34%
1.942	1.657	Total	151	163	148	117	133	152	162	1.026	175	154	177	157	171	185	1.019	1.894	100%

* To conceal the lowest figures, all values between 0 and 4 are replaced by asterisk.

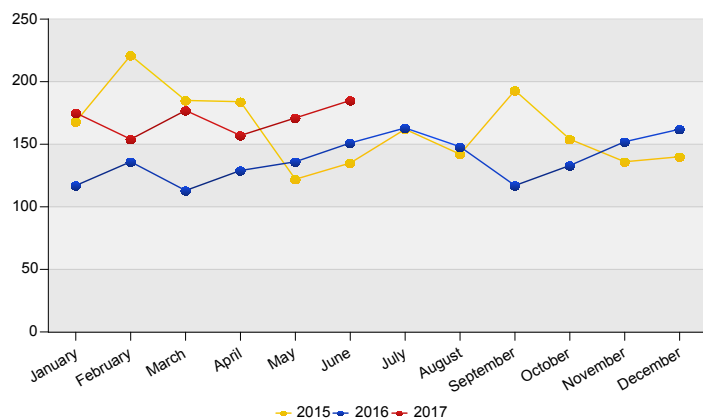
Top Repeated asylum applications in The Netherlands
June 2017

	Country of citizenship		%
1	Afghanistan	44	24%
2	Iraq	16	9%
3	Iran (Islamic Republic of)	12	6%
4	Myanmar	10	5%
5	Ukraine	10	5%
6	Nigeria	7	4%
7	Uganda	7	4%
	Others	79	43%
Total June 2017		185	100%

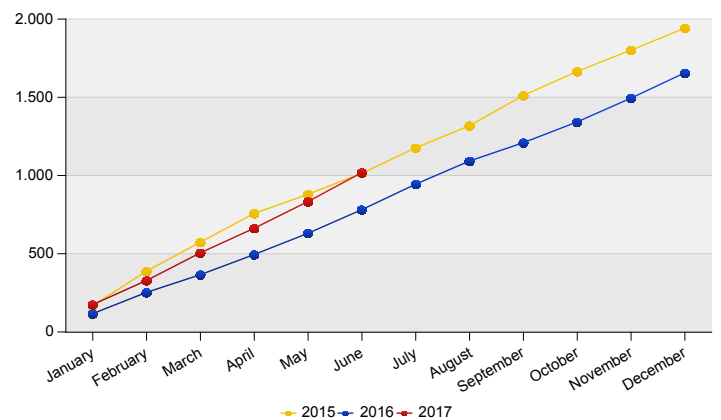
Top Nationalities repeated asylum applications last twelve months
Period: Jul 2016 - Jun 2017
Number of repeated asylum applications: 1.894



Repeated asylum applications in The Netherlands



Cumulative development of repeated asylum applications in The Netherlands





Influx of family reunification in The Netherlands (Council Directive 2003/86/EC Chapter V)
Source: METIS

Top 10 Last thirteen months Influx of family reunification in The Netherlands

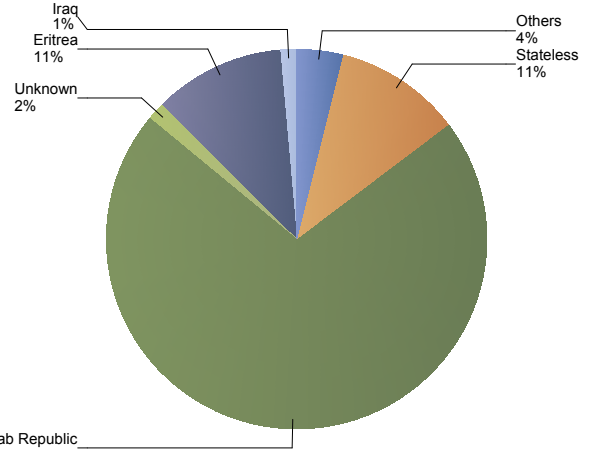
Total 2015	Total 2016	Country of citizenship	2016							2017							Last 12 months	Perc	
			Jun	Jul	Aug	Sep	Oct	Nov	Dec	Total	Jan	Feb	Mar	Apr	May	Jun			Total
8.981	8.397	Syrian Arab Republic	301	477	475	919	1.173	1.695	1.844	6.884	897	1.578	1.237	1.047	883	593	6.235	12.818	71%
1.013	1.312	Eritrea	66	105	83	126	135	136	181	832	127	210	211	264	276	145	1.233	1.999	11%
2.506	1.139	Stateless	37	36	75	103	184	207	189	831	158	225	318	208	160	82	1.151	1.945	11%
90	102	Unknown	21	*	10	6	6	12	15	73	9	17	52	61	47	32	218	270	2%
213	122	Iraq	*	*	9	13	5	29	15	73	19	39	18	36	34	37	183	254	1%
419	249	Somalia	10	16	33	33	10	19	30	151	10	12	27	20	8	*	78	219	1%
84	63	Afghanistan	6	*	6	*	*	*	9	30	6	*	6	11	17	7	50	74	0%
27	31	Pakistan	*	*	*	*	*	5	*	9	10	*	*	*	11	11	35	44	0%
51	43	Iran (Islamic Republic of)	*	*	*	*	*	*	*	12	6	*	6	6	8	*	32	42	0%
48	25	Jordan	*	*	*	*	*	5	5	16	8	*	5	7	*	*	24	40	0%
31	34	Ethiopia	*	*	*	*	*	*	5	19	*	*	6	7	*	*	20	39	0%
382	297	Others	17	25	14	16	22	13	21	128	27	24	17	18	25	21	132	243	1%
13.845	11.814	Total	462	666	707	1.230	1.551	2.126	2.316	9.058	1.277	2.112	1.906	1.685	1.472	939	9.391	17.987	100%

* To conceal the lowest figures, all values between 0 and 4 are replaced by asterisk.

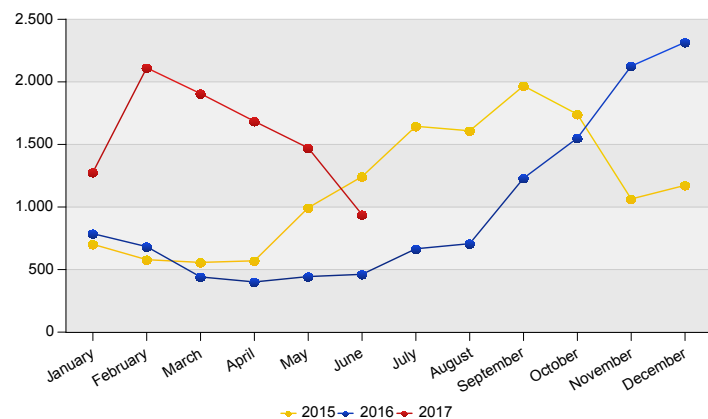
Top Influx of family reunification in The Netherlands
June 2017

Country of citizenship			%
1	Syrian Arab Republic	593	63%
2	Eritrea	145	15%
3	Stateless	82	9%
4	Iraq	37	4%
5	Unknown	32	3%
	Others	50	5%
Total June 2017		939	100%

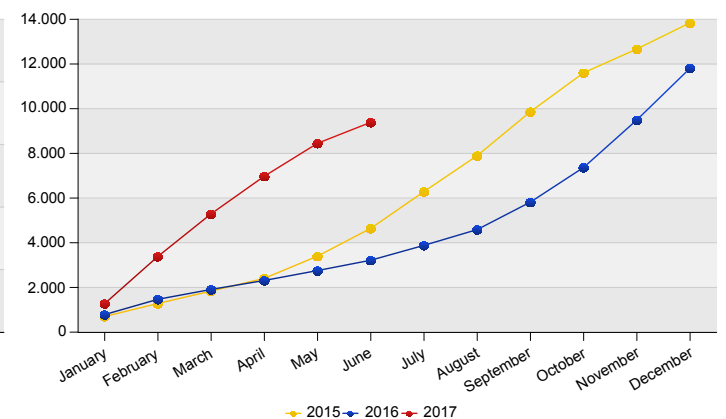
Top Nationalities Influx of family reunification last twelve months
Period: Jul 2016 - Jun 2017
Number of influx family reunification: 17.987



Influx of family reunification in The Netherlands



Cumulative development of Influx of family reunification in The Netherlands





Influx of indicated unaccompanied minor asylum seekers in The Netherlands
Source: METIS

Top 10 Unaccompanied minor asylum applications in The Netherlands

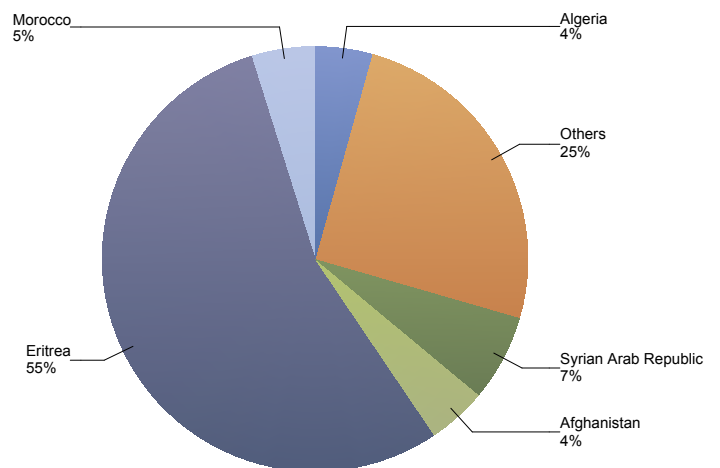
Total 2015	Total 2016	Country of citizenship	2016										2017						Last 12 months	Perc
			Jun	Jul	Aug	Sep	Oct	Nov	Dec	Total	Jan	Feb	Mar	Apr	May	Jun	Total			
1.237	773	Eritrea	42	92	96	76	114	142	113	675	99	50	49	21	47	24	290	923	55%	
1.458	181	Syrian Arab Republic	*	15	5	9	8	7	9	57	10	7	12	8	8	13	58	111	7%	
9	68	Morocco	6	*	7	13	15	7	13	63	8	*	*	9	6	*	25	82	5%	
533	195	Afghanistan	9	6	7	7	*	*	9	46	6	7	6	8	7	5	39	76	4%	
*	61	Algeria	*	*	*	12	16	17	8	57	*	*	*	*	*	*	18	73	4%	
26	34	Guinea	*	*	*	*	*	5	*	14	*	*	5	6	8	16	36	48	3%	
10	44	Ethiopia	*	*	12	6	6	10	*	39	*	*	*	*	*	*	9	47	3%	
19	23	Sudan	*	*	*	5	*	*	*	19	*	*	7	*	8	6	27	46	3%	
23	38	Albania	*	*	*	*	*	*	14	27	*	5	*	*	7	17	43	3%		
17	36	Unknown	*	*	7	*	*	5	*	29	*	*	*	*	*	9	35	2%		
526	254	Others	8	17	15	33	21	26	10	130	11	9	14	13	22	15	84	206	12%	
3.859	1.707	Total	78	140	160	169	196	231	182	1.156	146	85	99	74	113	95	612	1.690	100%	

* To conceal the lowest figures, all values between 0 and 4 are replaced by asterisk.

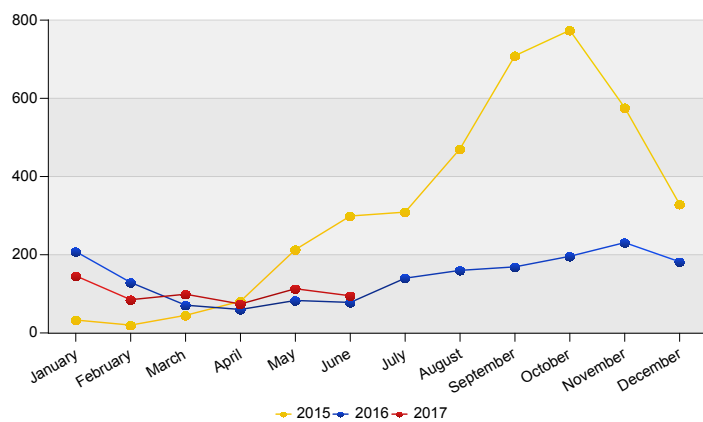
Top Unaccompanied minor asylum applications in The Netherlands June 2017

Country of citizenship		%
1 Eritrea	24	25%
2 Guinea	16	17%
3 Syrian Arab Republic	13	14%
4 Albania	7	7%
5 Sudan	6	6%
Others	29	31%
Total June 2017	95	100%

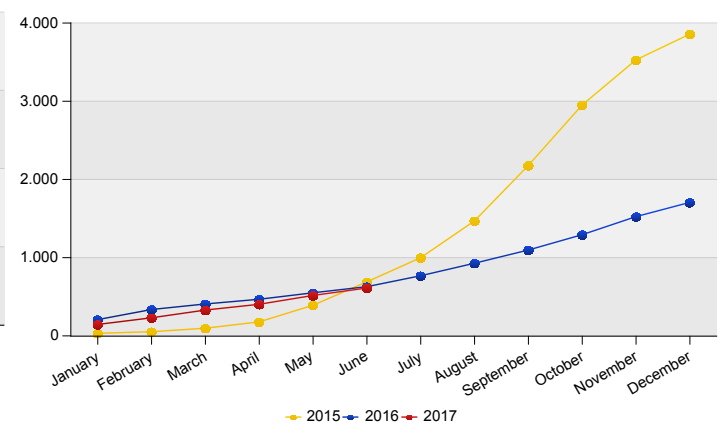
Top Nationalities unaccompanied minor asylum applications last twelve months
Period: Jul 2016 - Jun 2017
Number of unaccompanied minor asylum applications: 1.690



Unaccompanied minor asylum applications in The Netherlands



Cumulative development of Unaccompanied minor asylum applications in The Netherlands





Monthly First Asylum Applications in The Netherlands in 2017

Source: METIS

Country of citizenships	Jan	Feb	Mar	Apr	May	Jun	Total 2017	Total 2016 **	Total 2015
Afghanistan	41	29	30	31	28	34	193	1.026	2.550
Albania	59	45	39	19	27	35	224	1.664	1.005
Algeria	121	95	86	57	59	22	440	980	41
Angola	*	*	*	5	*	*	12	15	14
Argentina	*	*	*	*	*	*	*	*	*
Armenia	8	*	25	*	11	5	56	48	76
Azerbaijan	14	*	5	9	*	13	47	66	33
Bahamas	*	*	*	*	*	*	*	*	*
Bahrain	*	*	*	*	*	*	*	*	*
Bangladesh	*	*	*	*	*	*	9	21	32
Belarus	*	*	*	5	9	15	34	21	44
Belgium	*	*	*	*	*	*	*	*	*
Benin	*	*	*	*	*	*	8	7	*
Bosnia and Herzegovina	14	6	*	*	*	11	38	295	121
Brazil	*	*	*	*	*	*	*	*	5
Bulgaria	*	*	*	*	*	*	*	*	*
Burkina Faso	*	*	*	*	*	*	*	11	*
Burundi	*	*	*	*	7	*	16	24	23
Cameroon	*	*	*	6	*	*	15	18	27
Cape Verde	*	*	*	*	*	*	*	*	*
Central African Republic	*	*	*	*	*	*	*	*	*
Chad	*	*	5	*	*	*	11	5	6
Chile	*	*	*	*	*	*	*	*	*
China (including Hong Kong)	*	7	*	15	32	14	75	97	206
Colombia	*	6	*	*	7	*	20	36	7
Congo, the Democratic Republic of the	*	*	*	*	*	*	6	*	*
Congo, the Republic of the	*	*	*	5	5	*	21	50	41
Cote d'Ivoire	*	*	*	*	*	*	15	30	16
Croatia	*	*	*	*	*	*	*	5	*
Cuba	*	6	*	*	*	*	21	23	9
Djibouti	*	*	*	*	*	*	*	*	*
Dominican Republic	*	*	*	*	*	*	*	*	*
Egypt	13	11	11	7	10	12	64	112	71
El Salvador	*	*	*	*	*	5	8	19	*
Eritrea	165	102	97	66	79	76	585	1.497	7.359
Ethiopia	14	13	6	5	11	11	60	156	133
France	*	*	*	*	*	*	*	7	5
Gabon	*	*	*	*	*	*	*	*	*
Gambia	12	10	18	14	12	21	87	131	55
Georgia	71	81	74	38	33	38	335	578	256
Germany	*	*	*	*	*	*	*	*	*
Ghana	*	7	*	*	*	*	20	15	23
Greece	*	*	*	*	*	*	*	*	6
Guinea	9	19	30	42	47	49	196	111	79
Guinea-Bissau	*	5	*	*	*	*	20	11	*
Guyana	*	*	*	*	*	*	*	*	*
Haiti	*	*	*	*	*	*	*	*	*
Honduras	*	*	6	*	*	*	8	7	8
India	*	*	9	*	8	6	24	45	12
Indonesia	*	*	*	*	*	*	*	*	*
Iran (Islamic Republic of)	49	36	43	45	48	65	286	884	1.884
Iraq	46	57	54	61	58	74	350	888	3.009
Israel	*	*	*	*	*	*	*	*	*
Italy	*	*	*	*	*	*	*	5	*
Jamaica	*	6	*	*	*	*	9	34	68
Jordan	*	*	*	*	*	*	16	27	9
Kazakhstan	*	*	*	*	5	*	6	23	19
Kenya	*	*	*	*	*	*	*	6	8
Korea, Democratic People's Republic of	*	*	*	*	*	*	*	*	*



Monthly First Asylum Applications in The Netherlands in 2017

Source: METIS

Country of citizenships	Jan	Feb	Mar	Apr	May	Jun	Total 2017	Total 2016 **	Total 2015
Korea, Republic of	*	*	*	*	*	*	*	*	*
Kosovo / UNSCR 1244	7	*	9	*	*	*	22	465	685
Kuwait	*	*	*	*	*	*	*	8	12
Kyrgyzstan	*	*	*	*	*	*	*	9	6
Latvia	*	*	*	*	*	*	*	*	*
Lebanon	7	*	*	*	*	5	26	55	70
Liberia	*	*	*	*	*	*	*	11	5
Libyan Arab Jamahiriya	38	34	33	27	23	21	176	341	69
Lithuania	*	*	*	*	*	*	*	*	*
Madagascar	*	*	*	*	*	*	*	*	*
Malawi	*	*	*	*	*	*	*	*	*
Malaysia	*	*	*	*	*	*	*	*	*
Maldives	*	*	*	*	*	*	*	*	*
Mali	*	*	8	7	13	*	40	26	11
Mauritania	*	*	*	*	*	*	7	11	*
Mexico	*	*	*	*	*	*	*	*	*
Moldova, Republic of	*	*	17	*	34	64	124	15	8
Mongolia	*	*	*	*	*	*	10	403	363
Montenegro	*	*	*	*	*	*	*	25	9
Morocco	87	92	96	85	78	48	486	1.271	80
Mozambique	*	*	*	*	*	*	*	6	*
Myanmar	*	6	*	5	5	*	20	55	37
Nepal	*	*	*	*	*	*	*	13	27
Netherlands	*	*	*	*	*	*	6	13	*
Nicaragua	*	*	*	*	*	*	*	*	*
Niger	*	*	*	*	*	*	*	*	*
Nigeria	22	19	33	10	14	19	117	197	212
Oman	*	*	*	*	*	*	*	*	*
Pakistan	11	6	14	24	11	9	75	161	156
Palestinian Territory, Occupied	*	6	6	10	*	10	36	30	80
Panama	*	*	*	*	*	*	*	*	*
Peru	*	*	*	*	*	*	*	*	*
Philippines	*	*	*	*	*	*	*	*	*
Poland	*	*	*	*	*	*	*	8	*
Portugal	*	*	*	*	*	*	*	7	*
Romania	*	*	*	*	*	*	*	7	*
Russian Federation	7	10	19	26	22	30	114	124	124
Rwanda	*	*	*	*	*	*	*	15	10
Saudi Arabia	*	*	*	*	*	*	*	11	*
Senegal	6	5	5	6	13	6	41	47	20
Serbia	14	32	5	18	*	19	91	938	436
Sierra Leone	7	*	*	6	*	6	28	33	38
Somalia	14	9	7	5	7	9	51	157	263
South Africa	*	*	*	7	*	*	9	10	17
South Sudan	*	*	*	*	*	*	*	*	*
Spain	*	*	*	*	*	*	5	*	*
Sri Lanka	*	*	5	*	*	*	19	28	37
Stateless	20	11	14	7	14	6	72	310	2.399
Sudan	17	13	18	13	22	30	113	191	234
Suriname	*	*	*	*	*	*	*	8	5
Sweden	*	*	*	*	*	*	*	*	*
Syrian Arab Republic	151	139	172	127	187	208	984	2.158	18.677
Taiwan	*	*	*	*	*	*	*	*	*
Tajikistan	*	6	*	5	*	10	29	19	28
Tanzania, United Republic of	*	*	*	*	*	*	7	10	*
Thailand	*	*	*	*	*	*	*	*	*
the former Yugoslav Republic of Macedonia	7	17	15	12	8	11	70	430	111
Togo	*	*	*	*	*	*	*	*	9
Trinidad and Tobago	*	*	*	*	*	5	15	22	9



Monthly First Asylum Applications in The Netherlands in 2017

Source: METIS

Country of citizenships	Jan	Feb	Mar	Apr	May	Jun	Total 2017	Total 2016 **	Total 2015
Tunisia	11	39	21	19	10	5	105	205	25
Turkey	20	50	23	35	25	46	199	235	56
Uganda	6	8	7	*	*	6	32	87	113
Ukraine	13	8	8	10	7	17	63	317	716
United Arab Emirates	*	*	*	*	*	*	*	*	*
United Kingdom	*	*	*	*	*	*	*	*	*
United States of America	5	*	*	*	*	*	8	5	16
Unknown	36	30	40	31	74	52	263	457	432
Uruguay	*	*	*	*	*	*	*	*	*
Uzbekistan	*	*	*	*	*	*	5	6	5
Venezuela	11	*	*	6	7	6	35	27	*
Viet Nam	*	*	*	9	*	5	18	61	64
Yemen	10	9	17	15	11	12	74	45	52
Zambia	*	*	*	*	*	*	*	*	8
Zimbabwe	*	*	*	*	*	5	10	12	8
Other	*	*	*	*	*	*	*	*	15
Totaal	1.238	1.157	1.219	1.017	1.157	1.235	7.023	18.171	43.093

* To conceal the lowest figures, all values between 0 and 4 are replaced by asterisk.

** In May 2017 the IND has adjusted its systems to remove a small discrepancy that caused some cases to not be included in figures of (earlier versions of) this report. This adjustment may result in some small inconsistencies with reports dating from April 2017 and before. Considering the limited size of the discrepancy and to ensure consistency between reports, figures published before January 1st, 2017, will not be updated. Notwithstanding these figures, the total influx of first asylum applications in 2016 was 18,246. Selection criterion for this table: all nationalities with at least 1 application in the current year.