



Immigratie- en Naturalisatiedienst
Ministerie van Justitie en Veiligheid

Asylum Trends

Monthly Report on Asylum Applications in The Netherlands

July 2018

Colophon

Title Asylum Trends

Subtitle Monthly Report on Asylum Applications in The Netherlands
Recent trends

Author Ministry of Justice and Security
Immigration and Naturalisation Service (IND)
IND Business Information Centre (BIC)
Rijnstraat 8 | 2515 XP Den Haag
Postbus 16275 | 2500 BG Den Haag

Migratie in beweging



EUROPESE UNIE
Het Fonds voor asiel,
migratie en integratie

Contents

<i>Colophon</i>	2
-----------------	---

Asylum applications in The Netherlands

Total asylum applications in The Netherlands	4
First asylum applications in The Netherlands	5
Repeated asylum applications in The Netherlands	6
Family reunification in The Netherlands	7
Unaccompanied minor asylum seekers in The Netherlands	8
Monthly first asylum applications in The Netherlands	9

Appendix

Appendix: Relocation and Resettlement

Appendix: Eurostat

Total asylum influx in The Netherlands (first applications, repeated applications, family reunification influx)
Source: METIS

Top 10 Last thirteen months **total** asylum applications in The Netherlands

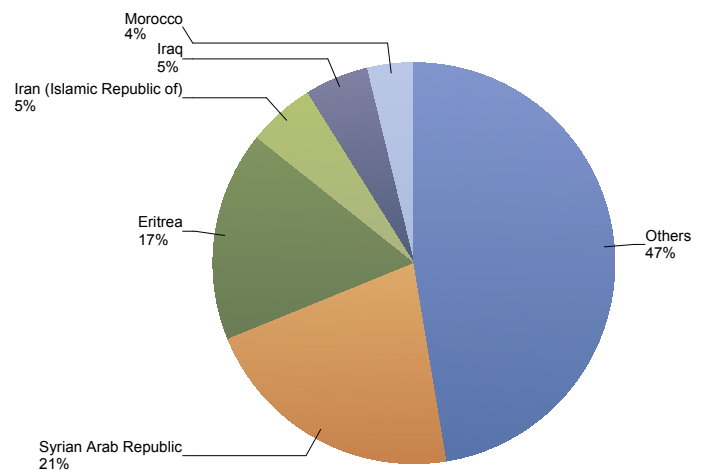
Total 2016	Total 2017	Country of citizenship	2017							2018							Last 12 months	Perc	
			Jul	Aug	Sep	Oct	Nov	Dec	Total	Jan	Feb	Mar	Apr	May	Jun	Jul			Total
10.604	10.829	Syrian Arab Republic	692	601	610	699	493	532	3.627	421	419	417	449	484	411	519	3.120	6.055	21%
2.870	4.038	Eritrea	251	297	296	345	454	540	2.183	463	404	426	318	489	350	375	2.825	4.757	17%
1.037	1.015	Iran (Islamic Republic of)	98	91	89	97	150	114	639	137	98	121	149	136	117	219	977	1.518	5%
1.166	1.418	Iraq	122	141	130	124	133	130	780	106	126	118	92	104	92	151	789	1.447	5%
1.283	1.020	Morocco	82	115	84	69	84	89	523	94	73	100	106	91	67	99	630	1.071	4%
991	924	Algeria	62	71	78	82	85	90	468	91	94	115	93	85	68	99	645	1.051	4%
1.447	872	Afghanistan	101	58	48	73	46	57	383	62	99	91	93	96	98	114	653	935	3%
259	509	Turkey	38	37	44	42	81	55	297	61	64	64	109	103	127	138	666	925	3%
618	916	Unknown	75	88	52	72	62	62	411	98	65	60	72	80	47	89	511	847	3%
16	342	Moldova, Republic of	86	38	21	16	20	37	218	66	30	63	70	76	39	51	395	527	2%
11.351	9.444	Others	749	725	705	758	696	803	4.436	808	662	740	731	858	628	969	5.396	9.083	32%
31.642	31.327	Total	2.356	2.262	2.157	2.377	2.304	2.509	13.965	2.407	2.134	2.315	2.282	2.602	2.044	2.823	16.607	28.216	100%

* To conceal the lowest figures, all values between 0 and 4 are replaced by asterisk.

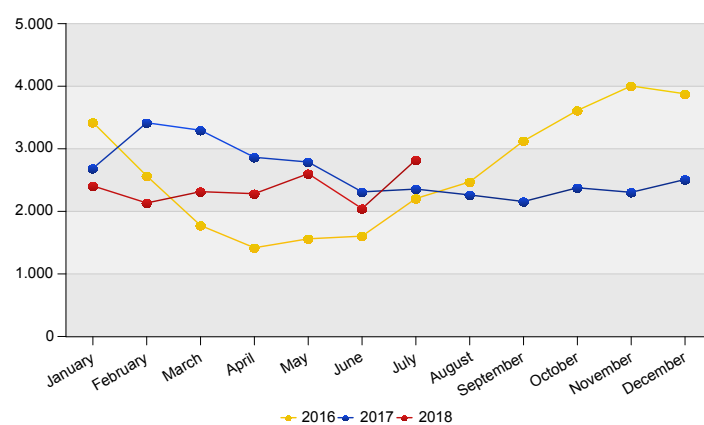
Top Total asylum applications in The Netherlands July 2018

	Country of citizenship		%
1	Syrian Arab Republic	519	18%
2	Eritrea	375	13%
3	Iran (Islamic Republic of)	219	8%
4	Iraq	151	5%
5	Turkey	138	5%
6	Afghanistan	114	4%
7	Algeria	99	4%
8	Morocco	99	4%
9	Yemen	95	3%
10	Unknown	89	3%
11	Ukraine	66	2%
	Others	859	30%
Total July 2018		2.823	100%

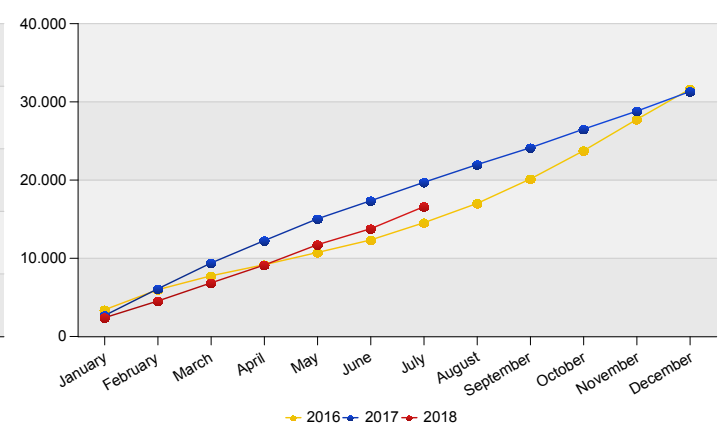
Top Nationalities total applications last twelve months
Period: Aug 2017 - Jul 2018
Number of total asylum applications: 28.216



Total asylum applications in The Netherlands



Cumulative development of total asylum applications in The Netherlands



First asylum applications in The Netherlands
Source: METIS

Top 10 Last thirteen months **first** asylum applications in The Netherlands

Total 2016	Total 2017 **	Country of citizenship	2017							2018							Last 12 months	Perc	
			Jul	Aug	Sep	Oct	Nov	Dec	Total	Jan	Feb	Mar	Apr	May	Jun	Jul			Total
2.158	2.202	Syrian Arab Republic	207	195	219	243	150	232	1.246	200	190	181	208	234	248	355	1.616	2.655	16%
1.497	1.095	Eritrea	92	113	105	71	49	77	507	110	105	144	127	150	98	140	874	1.289	8%
884	718	Iran (Islamic Republic of)	76	75	65	66	83	69	434	89	72	68	105	85	85	166	670	1.028	6%
980	891	Algeria	57	69	77	78	81	89	451	89	91	109	89	79	62	95	614	1.008	6%
1.271	977	Morocco	79	109	82	62	80	80	492	87	67	90	96	86	60	93	579	992	6%
235	481	Turkey	36	35	39	40	78	54	282	59	58	60	105	95	118	129	624	870	5%
888	724	Iraq	73	74	59	56	63	52	377	63	46	45	52	66	45	49	366	670	4%
457	550	Unknown	57	53	36	56	49	41	292	68	48	25	50	58	38	78	365	600	4%
15	342	Moldova, Republic of	86	38	21	16	20	37	218	65	30	63	70	76	39	51	394	526	3%
341	357	Libyan Arab Jamahiriya	22	23	35	37	24	40	181	51	41	40	42	47	25	42	288	447	3%
9.445	6.379	Others	599	546	482	554	508	565	3.254	631	419	527	493	605	478	727	3.880	6.535	39%
18.171	14.716	Total	1.384	1.330	1.220	1.279	1.185	1.336	7.734	1.512	1.167	1.352	1.437	1.581	1.296	1.925	10.270	16.620	100%

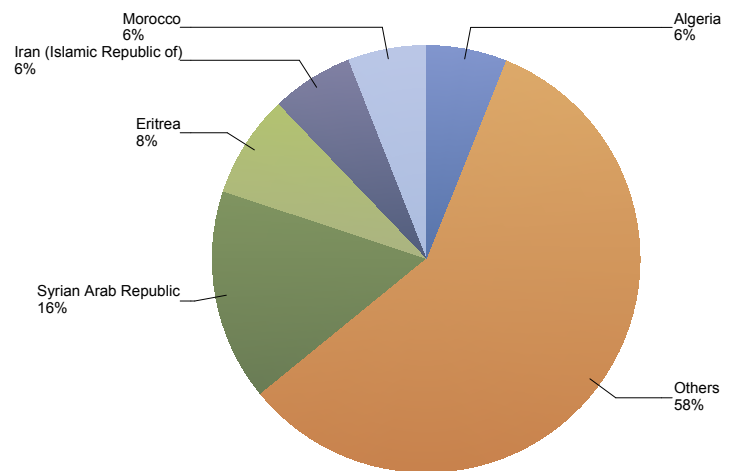
* To conceal the lowest figures, all values between 0 and 4 are replaced by asterisk.

** In May 2017 the IND has adjusted its systems to remove a small discrepancy that caused some cases to not be included in figures of (earlier versions of) this report. This adjustment may result in some small inconsistencies with reports dating from April 2017 and before. Considering the limited size of the discrepancy and to ensure consistency between reports, figures published before January 1st, 2017, will not be updated. Notwithstanding these figures, the total influx of first asylum applications in 2016 was 18,246.

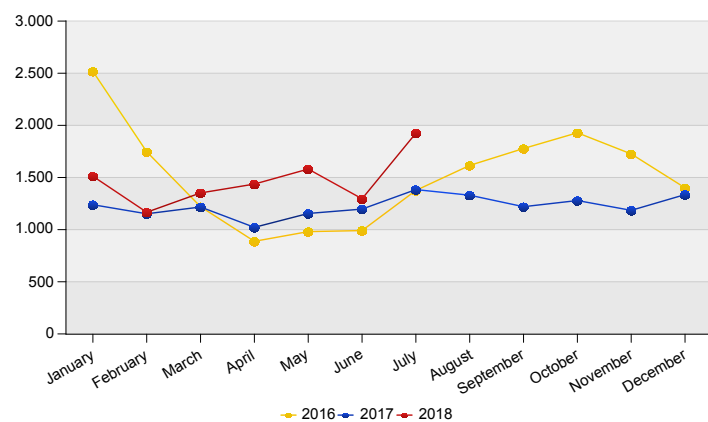
Top First asylum applications in The Netherlands
July 2018

	Country of citizenship		%
1	Syrian Arab Republic	355	18%
2	Iran (Islamic Republic of)	166	9%
3	Eritrea	140	7%
4	Turkey	129	7%
5	Algeria	95	5%
6	Morocco	93	5%
7	Unknown	78	4%
8	Yemen	75	4%
9	Ukraine	61	3%
10	Moldova, Republic of	51	3%
	Others	682	35%
Total July 2018		1.925	100%

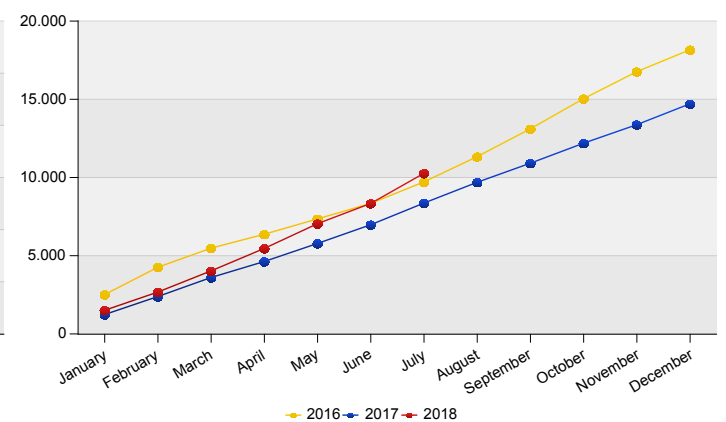
Top Nationalities first applications last twelve months
Period: Aug 2017 - Jul 2018
Number of first asylum applications: 16.620



First asylum applications in The Netherlands



Cumulative development of first asylum applications in The Netherlands



Repeated asylum applications in The Netherlands
Source: METIS

Top 10 Last thirteen months repeated asylum applications in The Netherlands

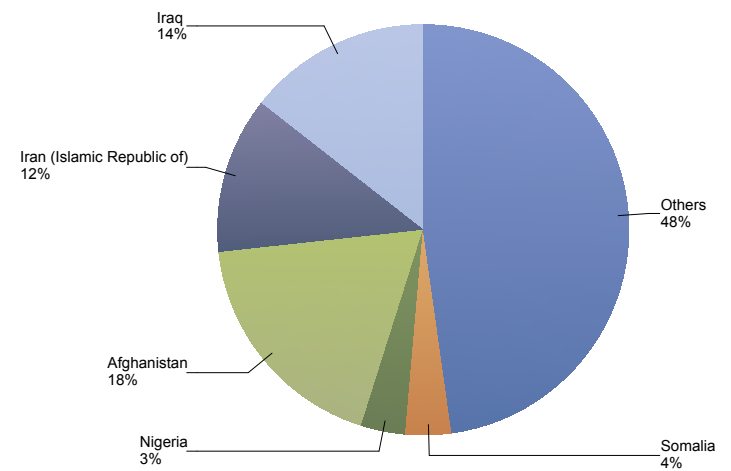
Total 2016	Total 2017	Country of citizenship	2017							2018							Last 12 months	Perc	
			Jul	Aug	Sep	Oct	Nov	Dec	Total	Jan	Feb	Mar	Apr	May	Jun	Jul			Total
358	464	Afghanistan	70	29	37	33	28	23	220	30	68	34	45	45	60	47	329	479	18%
156	249	Iraq	20	25	30	25	19	23	142	25	37	41	28	21	26	76	254	376	14%
110	176	Iran (Islamic Republic of)	14	10	17	16	35	24	116	26	19	30	27	41	27	48	218	320	12%
93	76	Somalia	10	9	9	8	9	*	48	5	14	12	*	8	6	9	56	94	4%
75	77	Nigeria	10	7	11	6	8	7	49	6	8	*	9	8	9	9	52	91	3%
49	45	Syrian Arab Republic	10	6	7	*	5	*	34	14	10	6	*	6	*	10	52	76	3%
9	36	Morocco	*	*	*	*	*	9	24	7	6	10	10	5	7	*	49	70	3%
61	62	Eritrea	6	7	*	7	5	*	30	*	12	*	9	*	7	6	42	66	3%
35	38	Sudan	*	7	*	*	*	*	23	5	7	*	5	*	5	6	36	55	2%
59	61	Unknown	*	11	*	*	*	6	31	6	*	7	*	*	*	*	28	55	2%
46	82	Armenia	7	*	*	14	9	6	44	*	*	*	*	*	*	*	14	51	2%
606	755	Others	51	60	64	72	55	71	373	67	74	77	84	64	64	119	549	871	33%
1.657	2.121	Total	209	179	193	191	184	178	1.134	197	261	232	227	206	218	338	1.679	2.604	100%

* To conceal the lowest figures, all values between 0 and 4 are replaced by asterisk.

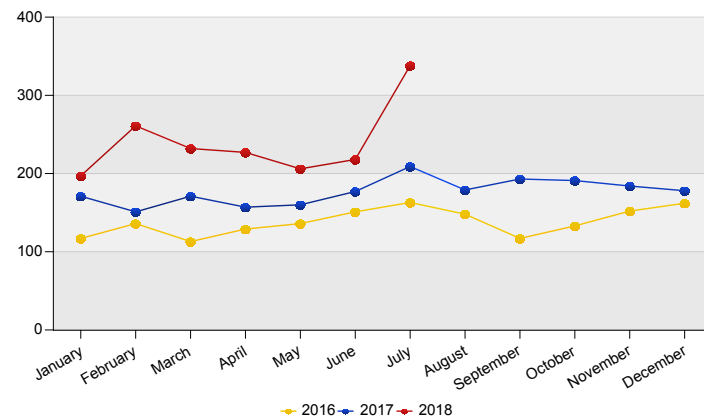
Top Repeated asylum applications in The Netherlands July 2018

Country of citizenship	%
1 Iraq	22%
2 Iran (Islamic Republic of)	14%
3 Afghanistan	14%
4 Stateless	4%
5 Guinea	3%
6 Syrian Arab Republic	3%
Others	40%
Total July 2018	338 100%

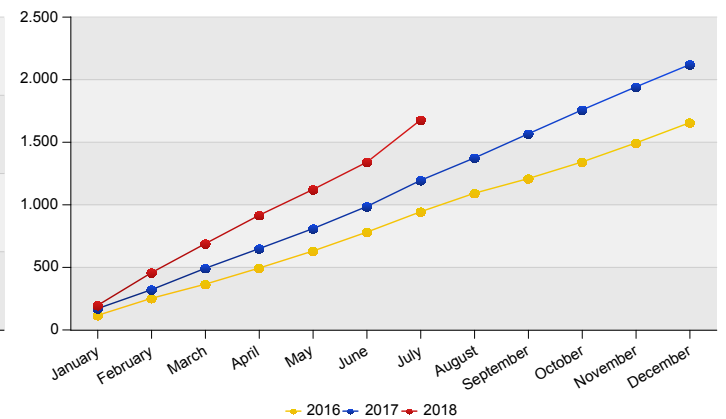
Top Nationalities repeated asylum applications last twelve months
Period: Aug 2017 - Jul 2018
Number of repeated asylum applications: 2.604



Repeated asylum applications in The Netherlands



Cumulative development of repeated asylum applications in The Netherlands



Influx of family reunification in The Netherlands (Council Directive 2003/86/EC Chapter V)
 Source: METIS

Top 10 Last thirteen months Influx of family reunification in The Netherlands

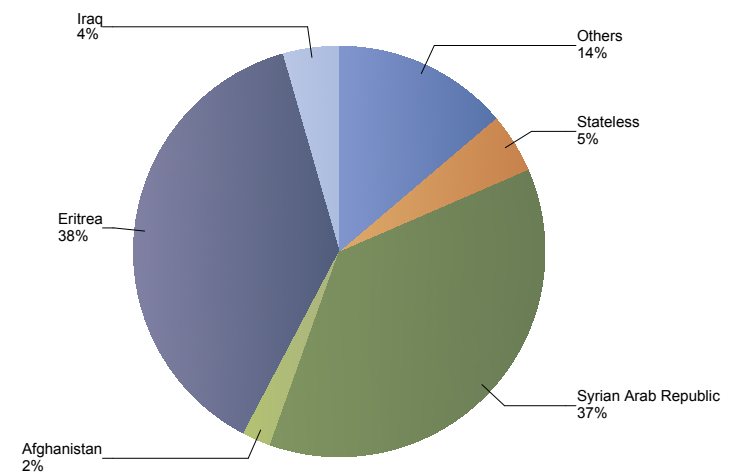
Total 2016	Total 2017	Country of citizenship	2017							2018							Last 12 months	Perc	
			Jul	Aug	Sep	Oct	Nov	Dec	Total	Jan	Feb	Mar	Apr	May	Jun	Jul			Total
1.312	2.881	Eritrea	153	177	187	267	400	462	1.646	349	287	278	182	339	245	229	1.909	3.402	38%
8.397	8.582	Syrian Arab Republic	475	400	384	453	338	297	2.347	207	219	230	239	244	159	154	1.452	3.324	37%
1.139	1.458	Stateless	61	60	56	45	35	50	307	25	30	30	15	31	18	28	177	423	5%
122	445	Iraq	29	42	41	43	51	55	261	18	43	32	12	17	21	26	169	401	4%
63	86	Afghanistan	*	*	*	14	*	15	36	10	13	33	27	29	14	40	166	202	2%
102	305	Unknown	14	24	12	14	9	15	88	24	13	28	18	20	6	9	118	192	2%
43	121	Iran (Islamic Republic of)	8	6	7	15	32	21	89	22	7	23	17	10	5	5	89	170	2%
249	107	Somalia	*	*	*	9	*	9	29	7	16	21	36	27	11	6	124	150	2%
18	47	Yemen	*	12	5	7	10	8	42	*	11	12	9	18	13	20	86	128	1%
31	86	Pakistan	*	7	*	11	6	19	51	18	8	*	7	*	14	*	58	105	1%
338	372	Others	16	23	41	29	48	44	201	15	59	41	56	76	24	39	310	495	6%
11.814	14.490	Total	763	753	744	907	935	995	5.097	698	706	731	618	815	530	560	4.658	8.992	100%

* To conceal the lowest figures, all values between 0 and 4 are replaced by asterisk.

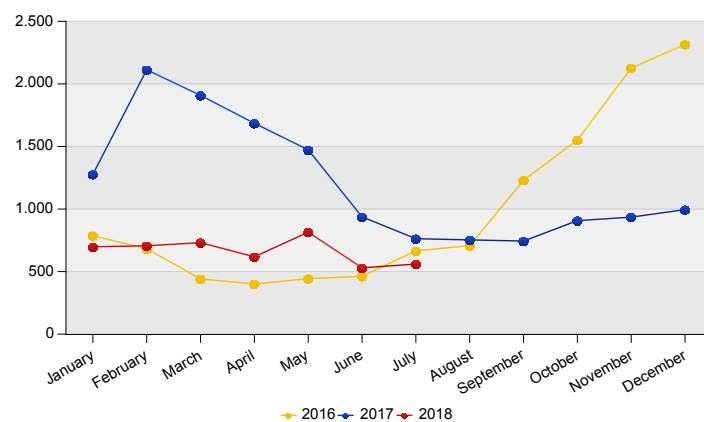
Top Influx of family reunification in The Netherlands July 2018

	Country of citizenship		%
1	Eritrea	229	41%
2	Syrian Arab Republic	154	28%
3	Afghanistan	40	7%
4	Stateless	28	5%
5	Iraq	26	5%
	Others	83	15%
Total July 2018		560	100%

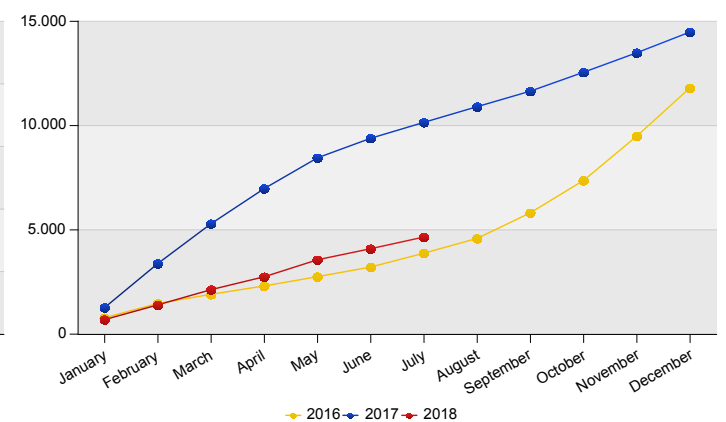
Top Nationalities Influx of family reunification last twelve months
 Period: Aug 2017 - Jul 2018
 Number of influx family reunification: 8.992



Influx of family reunification in The Netherlands



Cumulative development of Influx of family reunification in The Netherlands



Influx of indicated unaccompanied minor asylum seekers in The Netherlands
Source: METIS

Top 10 Unaccompanied minor asylum applications in The Netherlands

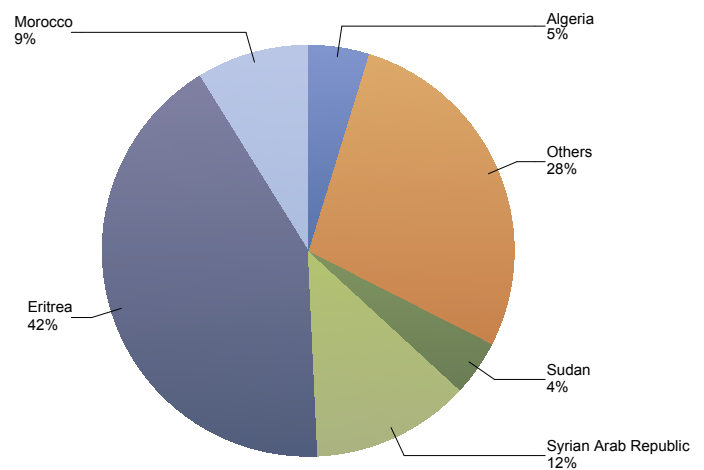
Total 2016	Total 2017	Country of citizenship	2017						2018							Last 12 months	Perc		
			Jul	Aug	Sep	Oct	Nov	Dec	Total	Jan	Feb	Mar	Apr	May	Jun			Jul	Total
773	479	Eritrea	41	45	48	23	17	40	214	45	26	59	59	64	43	70	366	539	42%
181	135	Syrian Arab Republic	11	18	18	13	11	7	78	15	7	11	12	10	22	16	93	160	12%
68	74	Morocco	*	7	11	8	11	10	50	6	6	11	*	10	13	18	67	114	9%
61	54	Algeria	*	5	*	9	10	13	39	*	*	*	*	*	*	10	24	61	5%
23	59	Sudan	*	7	12	8	*	*	37	*	*	5	*	*	*	12	23	56	4%
34	47	Guinea	6	*	*	7	6	6	27	*	*	5	*	*	*	5	22	43	3%
35	22	Iraq	*	*	*	6	*	*	15	*	*	*	*	*	*	*	21	34	3%
195	65	Afghanistan	8	*	*	5	6	*	28	*	*	*	*	*	*	*	13	33	3%
38	30	Albania	*	*	*	5	*	*	13	*	*	*	*	*	6	5	18	30	2%
15	18	Libyan Arab Jamahiriya	*	*	*	*	*	7	15	*	*	*	*	6	*	5	14	28	2%
284	198	Others	16	16	25	19	22	22	120	7	10	*	10	18	18	19	85	189	15%
1.707	1.181	Total	95	108	122	106	90	115	636	90	60	104	91	127	110	164	746	1.287	100%

* To conceal the lowest figures, all values between 0 and 4 are replaced by asterisk.

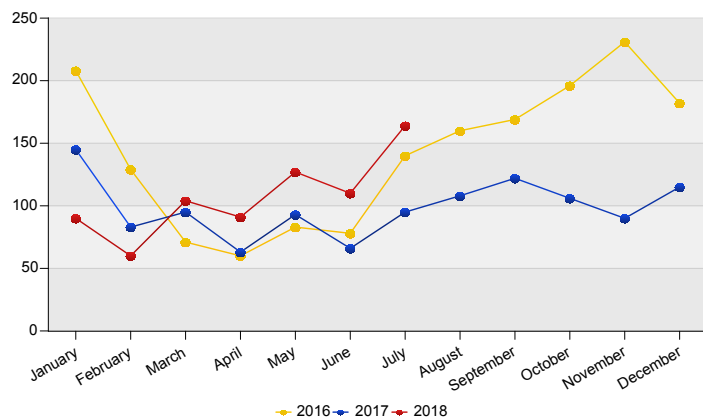
Top Unaccompanied minor asylum applications in The Netherlands July 2018

	Country of citizenship		%
1	Eritrea	70	43%
2	Morocco	18	11%
3	Syrian Arab Republic	16	10%
4	Sudan	12	7%
5	Algeria	10	6%
	Others	38	23%
Total July 2018		164	100%

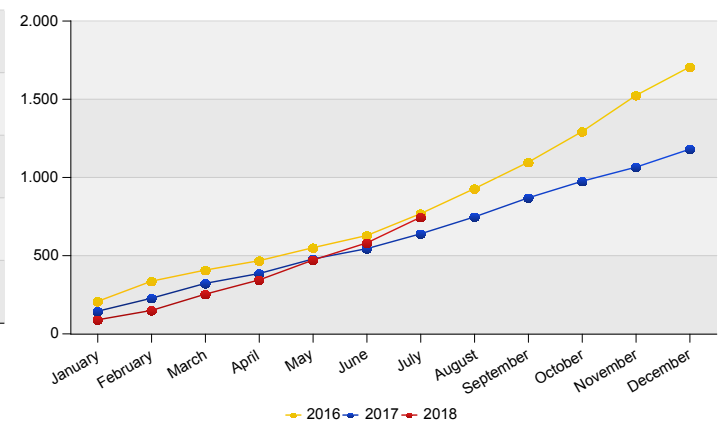
Top Nationalities unaccompanied minor asylum applications last twelve months
Period: Aug 2017 - Jul 2018
Number of unaccompanied minor asylum applications: 1.287



Unaccompanied minor asylum applications in The Netherlands



Cumulative development of Unaccompanied minor asylum applications in The Netherlands





Monthly First Asylum Applications in The Netherlands in 2018

Source: METIS

Country of citizenships	Jan	Feb	Mar	Apr	May	Jun	Jul	2018	Total 2017	Total 2016 **
Afghanistan	22	18	24	21	22	24	27	158	322	1.026
Albania	21	8	18	24	27	20	17	135	365	1.664
Algeria	89	91	109	89	79	62	95	614	891	980
Angola	*	6	7	*	*	*	*	24	27	15
Antigua and Barbuda	*	*	*	*	*	*	*	*	*	*
Argentina	*	*	*	*	*	*	*	*	*	*
Armenia	*	*	5	8	13	6	10	47	109	48
Australia	*	*	*	*	*	*	*	*	*	*
Azerbaijan	13	10	21	22	13	31	29	139	113	66
Bahamas	*	*	*	*	*	*	*	*	*	*
Bahrain	*	*	*	*	*	*	*	*	8	*
Bangladesh	*	*	*	*	5	*	*	14	18	21
Belarus	*	*	12	*	32	35	25	108	103	21
Belgium	*	*	*	*	*	*	*	*	*	*
Benin	*	*	*	*	*	*	*	5	13	7
Bosnia and Herzegovina	5	*	*	*	*	*	*	16	67	295
Botswana	*	*	*	*	*	*	*	*	*	*
Brazil	*	*	*	*	*	*	*	*	10	*
Bulgaria	*	*	*	*	*	*	*	*	*	*
Burkina Faso	*	*	*	*	*	*	*	*	8	11
Burundi	*	*	*	*	*	*	*	7	29	24
Cambodia	*	*	*	*	*	*	*	*	*	*
Cameroon	*	*	5	*	*	*	*	16	39	18
Canada	*	*	*	*	*	*	*	*	*	*
Cape Verde	*	*	*	*	*	*	*	*	*	*
Central African Republic	*	*	*	*	*	*	*	*	*	*
Chad	*	*	*	*	*	*	*	12	30	5
Chile	*	*	*	*	*	*	*	*	*	*
China (including Hong Kong)	7	*	9	10	25	7	9	68	149	97
Colombia	*	*	*	*	*	*	*	10	36	36
Comoros	*	*	*	*	*	*	*	*	*	*
Congo, the Democratic Republic of the	*	*	*	*	*	*	*	9	13	*
Congo, the Republic of the	*	5	*	*	*	*	*	18	43	50
Cote d'Ivoire	7	6	*	6	*	*	*	32	41	30
Croatia	*	*	*	*	*	*	*	*	*	5
Cuba	155	*	*	*	*	*	*	159	256	23
Cyprus	*	*	*	*	*	*	*	*	*	*
Djibouti	*	*	*	*	*	*	*	*	*	*
Dominican Republic	*	*	*	*	*	*	*	*	9	*
Ecuador	*	*	*	*	*	*	*	*	*	*
Egypt	12	11	11	*	13	7	13	71	178	112
El Salvador	*	*	*	6	*	*	*	9	18	19
Eritrea	110	105	144	127	150	98	140	874	1.095	1.497
Ethiopia	9	5	*	*	10	7	*	42	124	156
Finland	*	*	*	*	*	*	*	*	*	*
Gabon	*	*	*	*	*	*	*	*	*	*
Gambia	22	24	20	33	29	20	37	185	214	131
Georgia	11	25	54	27	44	33	20	214	487	578
Germany	*	*	*	*	*	*	*	*	*	*
Ghana	*	10	*	6	*	5	5	36	39	15
Greece	*	*	*	*	*	*	*	*	*	*
Grenada	*	*	*	*	*	*	*	*	*	*
Guatemala	*	*	*	*	*	*	*	*	*	*
Guinea	20	16	22	15	16	7	20	116	330	111
Guinea-Bissau	*	*	*	*	*	*	*	10	29	11
Guyana	*	*	*	*	*	*	*	*	*	*
Haiti	*	*	*	*	*	*	*	*	*	*
Honduras	5	*	*	*	*	*	*	5	12	7
Hungary	*	*	*	*	*	*	*	*	*	*
India	*	*	8	*	6	9	8	38	37	45
Indonesia	*	*	*	*	*	*	*	*	*	*
Iran (Islamic Republic of)	89	72	68	105	85	85	166	670	718	884
Iraq	63	46	45	52	66	45	49	366	724	888
Israel	*	*	*	*	*	*	*	*	6	*
Italy	*	*	*	*	*	*	*	*	*	5

Monthly First Asylum Applications in The Netherlands in 2018

Source: METIS

Country of citizenships	Jan	Feb	Mar	Apr	May	Jun	Jul	2018	Total 2017	Total 2016 **
Jamaica	*	*	*	*	*	*	*	10	14	34
Jordan	7	*	10	11	*	*	7	45	34	27
Kazakhstan	*	*	*	*	*	*	*	5	15	23
Kenya	*	*	*	5	*	*	*	12	10	6
Korea, Democratic People's Republic of	*	*	*	*	*	*	*	*	*	*
Kosovo / UNSCR 1244	*	5	*	*	13	*	*	26	36	465
Kuwait	*	*	*	*	*	*	*	*	6	8
Kyrgyzstan	5	*	*	*	*	*	*	7	9	9
Lao People's Democratic Republic	*	*	*	*	*	*	*	*	*	*
Latvia	*	*	*	*	*	*	*	*	*	*
Lebanon	7	*	*	*	5	*	5	28	61	55
Liberia	*	*	5	*	*	*	*	14	15	11
Libyan Arab Jamahiriya	51	41	40	42	47	25	42	288	357	341
Lithuania	*	*	*	*	*	*	*	*	*	*
Malaysia	*	*	*	*	*	*	*	*	*	*
Maldives	*	*	*	*	*	*	*	*	*	*
Mali	5	6	*	*	*	*	*	18	60	26
Mauritania	*	*	*	*	*	*	*	8	18	11
Mauritius	*	*	*	*	*	*	*	*	*	*
Mexico	*	*	*	*	*	*	*	*	5	*
Moldova, Republic of	65	30	63	70	76	39	51	394	342	15
Mongolia	5	*	*	*	*	*	5	14	19	403
Montenegro	*	*	*	*	*	*	*	*	5	25
Morocco	87	67	90	96	86	60	93	579	977	1.271
Myanmar	5	*	*	*	*	*	*	16	28	55
Namibia	*	*	*	*	*	*	*	*	*	*
Nepal	*	*	*	*	*	*	*	*	*	13
Netherlands	*	*	*	*	*	*	*	*	7	13
Nicaragua	*	*	*	*	*	*	*	*	*	*
Niger	*	*	*	*	*	*	*	9	13	*
Nigeria	36	23	22	17	37	37	43	215	245	197
Oman	*	*	*	*	*	*	*	*	*	*
Pakistan	12	9	19	24	20	16	29	129	181	161
Palestinian Territory, Occupied	*	6	5	14	9	*	*	44	74	30
Panama	*	*	*	*	*	*	*	*	*	*
Peru	*	*	*	*	*	*	*	*	*	*
Philippines	*	*	*	*	*	*	*	*	*	*
Poland	*	*	*	*	*	*	*	*	*	8
Portugal	*	*	*	*	*	*	*	*	*	7
Romania	*	*	*	*	*	*	*	*	7	7
Russian Federation	24	8	32	17	27	21	27	156	316	124
Rwanda	*	*	*	*	*	*	*	*	*	15
Saint Lucia	*	*	*	*	*	*	*	*	*	*
Saudi Arabia	*	*	*	*	*	*	*	*	6	11
Senegal	*	*	*	5	5	6	6	31	81	47
Serbia	15	8	8	13	*	*	6	55	174	938
Sierra Leone	13	7	5	7	*	*	13	51	67	33
Singapore	*	*	*	*	*	*	*	*	*	*
Somalia	8	9	6	6	14	9	15	67	124	157
South Africa	*	*	*	*	*	*	*	*	12	10
South Sudan	*	*	*	*	*	*	*	*	*	*
Spain	*	*	*	*	*	*	*	*	7	*
Sri Lanka	*	5	*	6	*	*	*	17	46	28
Stateless	5	*	*	*	*	*	*	20	120	310
Sudan	12	9	25	23	21	13	31	134	260	191
Suriname	*	*	*	*	*	*	*	*	8	8
Sweden	*	*	*	*	*	*	*	*	*	*
Syrian Arab Republic	200	190	181	208	234	248	355	1.616	2.202	2.158
Taiwan	*	*	*	*	*	*	*	*	*	*
Tajikistan	24	16	17	8	16	14	10	105	59	19
Tanzania, United Republic of	*	*	*	*	*	*	*	*	14	10
Thailand	*	*	*	*	*	*	*	*	*	*
the former Yugoslav Republic of Macedonia	9	8	*	*	10	5	31	65	112	430
Togo	*	*	*	*	*	*	*	5	10	*
Trinidad and Tobago	*	*	*	6	*	*	*	16	34	22



Monthly First Asylum Applications in The Netherlands in 2018

Source: METIS

Country of citizenships	Jan	Feb	Mar	Apr	May	Jun	Jul	2018	Total 2017	Total 2016 **
Tunisia	35	41	56	37	42	18	35	264	172	205
Turkey	59	58	60	105	95	118	129	624	481	235
Turkmenistan	*	*	*	*	*	*	*	*	*	*
Uganda	9	6	11	*	10	*	19	62	72	87
Ukraine	11	7	5	12	8	10	61	114	139	317
United Arab Emirates	*	*	*	*	*	*	*	*	*	*
United Kingdom	*	*	*	*	*	*	*	*	5	*
United States of America	*	5	*	5	*	*	*	14	20	5
Unknown	68	48	25	50	58	38	78	365	550	457
Uruguay	*	*	*	*	*	*	*	*	*	*
Uzbekistan	*	*	*	*	*	*	*	*	5	6
Venezuela	5	14	15	12	10	14	13	83	77	27
Viet Nam	*	*	*	*	13	*	*	23	27	61
Yemen	16	22	13	14	20	32	75	192	171	45
Zambia	*	*	*	*	*	*	*	*	*	*
Zimbabwe	*	*	*	*	*	*	*	*	17	12
Other	*	*	*	*	*	*	*	*	*	17
Totaal	1.512	1.167	1.352	1.437	1.581	1.296	1.925	10.270	14.716	18.171

* To conceal the lowest figures, all values between 0 and 4 are replaced by asterisk.

** In May 2017 the IND has adjusted its systems to remove a small discrepancy that caused some cases to not be included in figures of (earlier versions of) this report. This adjustment may result in some small inconsistencies with reports dating from April 2017 and before. Considering the limited size of the discrepancy and to ensure consistency between reports, figures published before January 1st, 2017, will not be updated. Notwithstanding these figures, the total influx of first asylum applications in 2016 was 18,246.

Selection criterion for this table: all nationalities with at least 1 application in the current year.