



Immigratie- en Naturalisatiedienst  
*Ministerie van Veiligheid en Justitie*

## **Asylum Trends**

Monthly Report on Asylum Applications in The Netherlands

July 2017

## **Colophon**

<b>Title</b>	Asylum Trends
<b>Subtitle</b>	Monthly Report on Asylum Applications in The Netherlands Recent trends
<b>Author</b>	Ministry of Security and Justice Immigration and Naturalisation Service (IND) IND Business Information Centre (BIC) Rijnstraat 8   2515 XP Den Haag Postbus 16275   2500 BG Den Haag

# Contents

<i>Colophon</i>	2
-----------------	---

## **Asylum applications in The Netherlands**

Total asylum applications in The Netherlands	4
First asylum applications in The Netherlands	5
Repeated asylum applications in The Netherlands	6
Family reunification in The Netherlands	7
Unaccompanied minor asylum seekers in The Netherlands	8
Monthly first asylum applications in The Netherlands	9

## **Appendix**

Appendix: Eurostat



**Total asylum influx in The Netherlands (first applications, repeated applications, family reunification influx)**  
Source: METIS

Top 10 Last thirteen months **total** asylum applications in the Netherlands

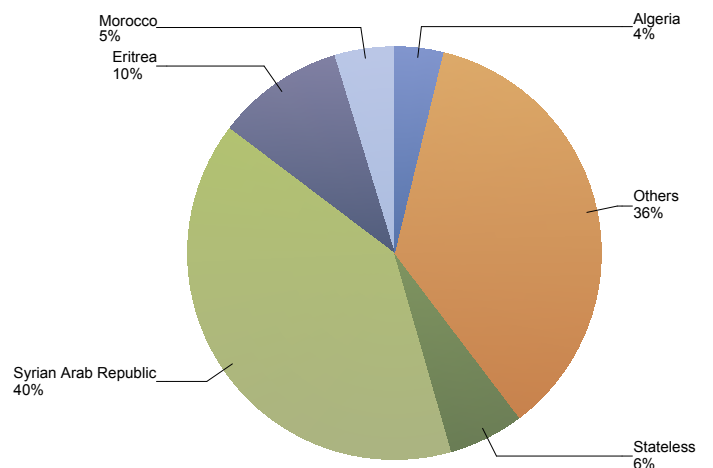
Total 2015	Total 2016	Country of citizenship	2016							2017							Last 12 months	Perc	
			Jul	Aug	Sep	Oct	Nov	Dec	Total	Jan	Feb	Mar	Apr	May	Jun	Jul			Total
27,710	10,604	Syrian Arab Republic	587	587	1,007	1,313	1,809	2,035	7,338	1,049	1,717	1,411	1,175	1,076	772	701	7,901	14,652	40%
8,434	2,870	Eritrea	289	260	291	330	344	345	1,859	298	319	317	337	360	225	250	2,106	3,676	10%
4,942	1,471	Stateless	46	101	122	194	232	207	902	179	237	333	218	179	91	73	1,310	2,166	6%
99	1,283	Morocco	52	128	284	389	224	133	1,210	89	94	96	86	79	54	83	581	1,739	5%
55	991	Algeria	38	92	227	260	192	103	912	129	96	87	59	63	23	62	519	1,393	4%
3,450	1,166	Iraq	58	62	63	73	105	72	433	95	101	94	109	116	127	122	764	1,139	3%
2,945	1,447	Afghanistan	96	100	73	77	69	82	497	81	89	75	82	81	83	101	592	993	3%
645	618	Unknown	45	57	60	66	65	61	354	47	50	98	102	123	89	76	585	894	2%
2,074	1,037	Iran (Islamic Republic of)	50	70	83	71	67	45	386	60	48	65	55	70	79	99	476	812	2%
1,016	1,699	Albania	158	137	104	66	84	71	620	59	46	41	19	27	35	47	274	736	2%
7,510	8,456	Others	786	877	811	774	813	725	4,786	605	624	685	619	620	738	757	4,648	8,648	23%
<b>58,880</b>	<b>31,642</b>	<b>Total</b>	<b>2,205</b>	<b>2,471</b>	<b>3,125</b>	<b>3,613</b>	<b>4,004</b>	<b>3,879</b>	<b>19,297</b>	<b>2,691</b>	<b>3,421</b>	<b>3,302</b>	<b>2,861</b>	<b>2,794</b>	<b>2,316</b>	<b>2,371</b>	<b>19,756</b>	<b>36,848</b>	<b>100%</b>

\* To conceal the lowest figures, all values between 0 and 4 are replaced by asterisk.

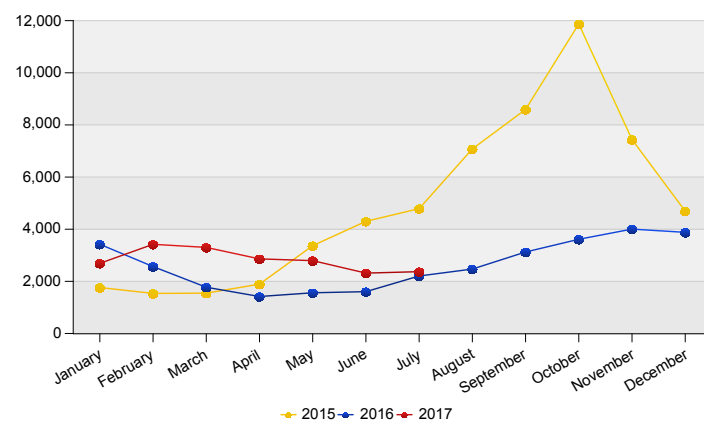
Top Total asylum applications in The Netherlands  
July 2017

	Country of citizenship		%
1	Syrian Arab Republic	701	30%
2	Eritrea	250	11%
3	Iraq	122	5%
4	Afghanistan	101	4%
5	Iran (Islamic Republic of)	99	4%
6	Moldova, Republic of	86	4%
7	Morocco	83	4%
8	Unknown	76	3%
9	Stateless	73	3%
10	Algeria	62	3%
	Others	718	30%
<b>Total July 2017</b>		<b>2,371</b>	<b>100%</b>

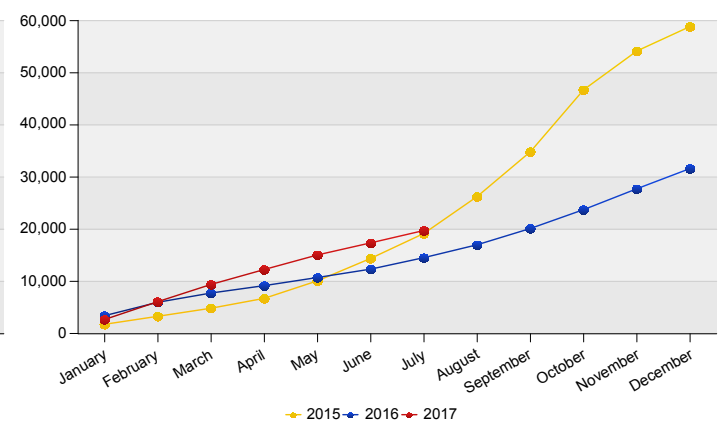
Top Nationalities total applications last twelve months  
Period: Aug 2016 - Jul 2017  
Number of total asylum applications: 36,848



Total asylum applications in The Netherlands



Cumulative development of total asylum applications in The Netherlands





First asylum applications in The Netherlands

Source: METIS

Top 10 Last thirteen months **first** asylum applications in The Netherlands

Total 2015	Total 2016 **	Country of citizenship	2016							2017							Last 12 months	Perc	
			Jul	Aug	Sep	Oct	Nov	Dec	Total	Jan	Feb	Mar	Apr	May	Jun	Jul			Total
18,677	2,158	Syrian Arab Republic	109	109	84	138	106	187	733	151	139	173	128	188	174	214	1,167	1,791	11%
80	1,271	Morocco	52	128	282	389	224	129	1,204	87	92	96	85	78	48	80	566	1,718	10%
7,359	1,497	Eritrea	178	172	161	193	203	157	1,064	166	102	97	67	80	77	92	681	1,567	9%
41	980	Algeria	35	90	224	260	192	103	904	121	95	86	57	59	22	57	497	1,366	8%
1,005	1,664	Albania	154	134	96	65	84	70	603	59	45	39	19	27	35	47	271	720	4%
256	578	Georgia	58	41	38	69	79	61	346	71	81	74	38	33	38	46	381	669	4%
3,009	888	Iraq	45	41	41	52	56	46	281	46	57	54	61	58	74	73	423	659	4%
1,884	884	Iran (Islamic Republic of)	37	59	66	58	54	32	306	49	36	43	45	48	63	77	361	630	4%
432	457	Unknown	42	39	49	55	51	43	279	36	29	40	31	74	52	58	320	557	3%
436	938	Serbia	127	135	78	36	59	78	513	14	32	5	18	*	19	31	122	508	3%
9,914	6,856	Others	539	668	659	614	618	495	3,593	439	448	512	470	512	598	625	3,604	6,658	40%
43,093	18,171	Total	1,376	1,616	1,778	1,929	1,726	1,401	9,826	1,239	1,156	1,219	1,019	1,160	1,200	1,400	8,393	16,843	100%

\* To conceal the lowest figures, all values between 0 and 4 are replaced by asterisk.

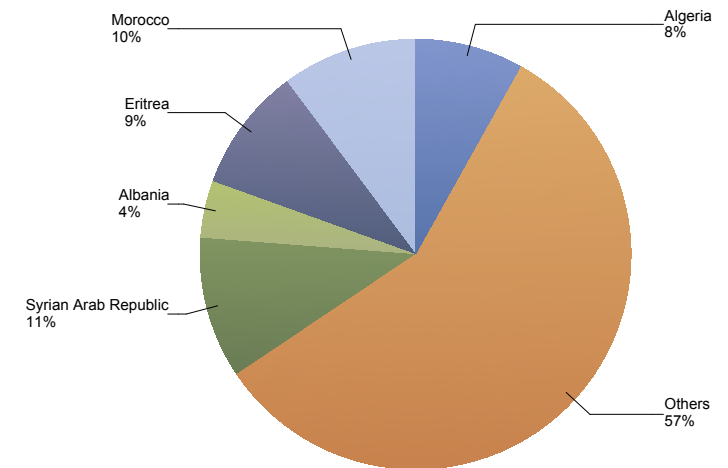
\*\* In May 2017 the IND has adjusted its systems to remove a small discrepancy that caused some cases to not be included in figures of (earlier versions of) this report. This adjustment may result in some small inconsistencies with reports dating from April 2017 and before. Considering the limited size of the discrepancy and to ensure consistency between reports, figures published before January 1st, 2017, will not be updated. Notwithstanding these figures, the total influx of first asylum applications in 2016 was 18,246.

Top First asylum applications in The Netherlands July 2017

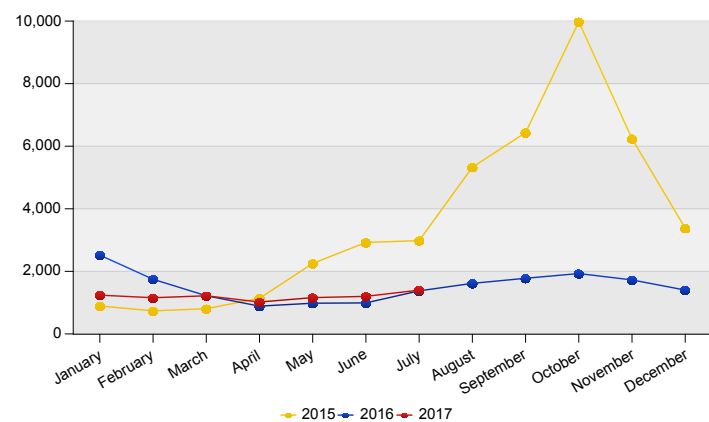
	Country of citizenship		%
1	Syrian Arab Republic	214	15%
2	Eritrea	92	7%
3	Moldova, Republic of	86	6%
4	Morocco	80	6%
5	Iran (Islamic Republic of)	77	6%
6	Iraq	73	5%
7	Unknown	58	4%
8	Algeria	57	4%
9	Albania	47	3%
10	Georgia	46	3%
11	Russian Federation	46	3%
	Others	524	37%
<b>Total July 2017</b>		<b>1,400</b>	<b>100%</b>

Top Nationalities first applications last twelve months  
Period: Aug 2016 - Jul 2017

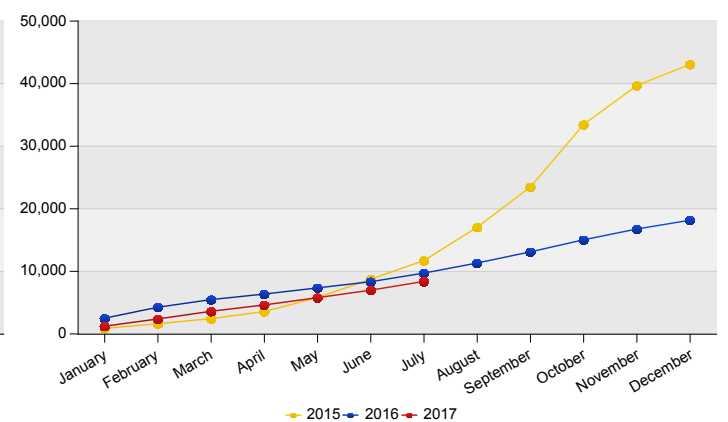
Number of first asylum applications: 16,843



First asylum applications in The Netherlands



Cumulative development of first asylum applications in The Netherlands





**Repeated asylum applications in The Netherlands**

Source: METIS

Top 10 Last thirteen months repeated asylum applications in The Netherlands

Total 2015	Total 2016	Country of citizenship	2016							2017							Last 12 months	Perc	
			Jul	Aug	Sep	Oct	Nov	Dec	Total	Jan	Feb	Mar	Apr	May	Jun	Jul			Total
311	358	Afghanistan	41	33	24	42	26	38	204	34	57	39	40	35	41	70	316	479	25%
228	156	Iraq	13	12	9	16	20	11	81	30	5	21	12	24	16	20	128	196	10%
139	110	Iran (Islamic Republic of)	13	11	13	10	12	11	70	5	10	16	*	14	12	14	75	132	7%
39	46	Armenia	5	*	*	*	10	10	32	13	*	5	10	*	*	7	46	73	4%
184	93	Somalia	9	*	9	14	*	*	41	6	*	7	5	5	*	9	37	69	4%
65	75	Nigeria	7	5	*	*	12	5	33	8	5	*	*	*	6	10	38	64	3%
62	61	Eritrea	6	5	*	*	5	7	29	5	6	8	6	*	*	5	37	60	3%
123	59	Unknown	*	8	5	5	*	*	23	*	*	6	10	*	6	*	33	56	3%
52	49	Syrian Arab Republic	*	*	*	*	8	*	22	*	*	*	*	*	5	11	21	42	2%
38	25	Ukraine	*	6	*	*	*	*	17	*	*	5	*	*	7	5	26	39	2%
9	7	Serbia	*	*	*	*	*	*	6	7	*	*	13	6	*	*	31	36	2%
36	35	Sudan	6	*	*	*	*	7	18	*	*	*	*	*	*	*	17	29	2%
656	583	Others	57	60	41	32	50	59	299	60	53	64	48	54	71	48	398	640	33%
1,942	1,657	Total	163	148	117	133	152	162	875	175	152	174	157	161	178	206	1,203	1,915	100%

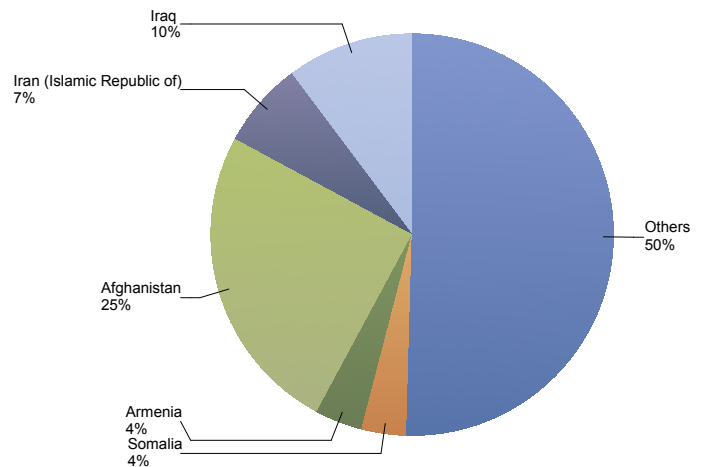
\* To conceal the lowest figures, all values between 0 and 4 are replaced by asterisk.

Top Repeated asylum applications in The Netherlands  
July 2017

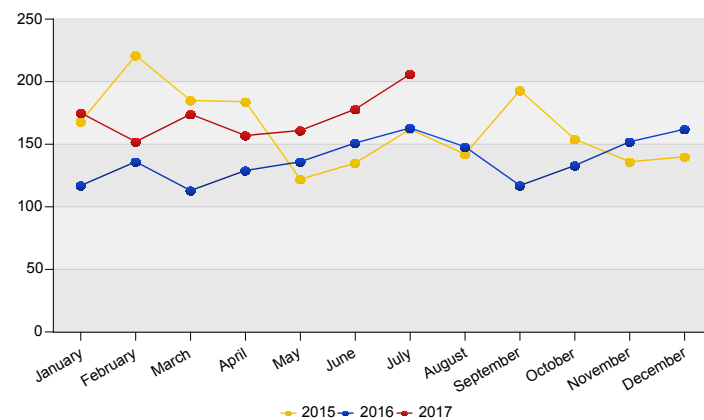
	Country of citizenship		%
1	Afghanistan	70	34%
2	Iraq	20	10%
3	Iran (Islamic Republic of)	14	7%
4	Syrian Arab Republic	11	5%
5	Nigeria	10	5%
	Others	81	39%
<b>Total July 2017</b>		206	100%

Top Nationalities repeated asylum applications last twelve months  
Period: Aug 2016 - Jul 2017

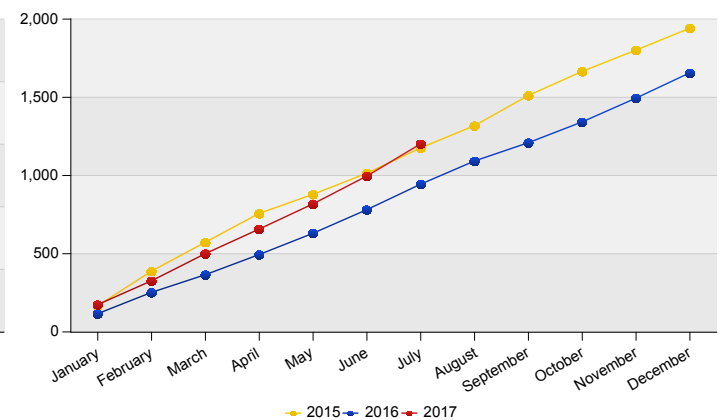
Number of repeated asylum applications: 1,915



Repeated asylum applications in The Netherlands



Cumulative development of repeated asylum applications in The Netherlands





**Influx of family reunification in The Netherlands (Council Directive 2003/86/EC Chapter V)**  
Source: METIS

Top 10 Last thirteen months Influx of family reunification in The Netherlands

Total 2015	Total 2016	Country of citizenship	2016						Total	2017							Last 12 months	Perc	
			Jul	Aug	Sep	Oct	Nov	Dec		Jan	Feb	Mar	Apr	May	Jun	Jul			
8,981	8,397	Syrian Arab Republic	477	475	919	1,173	1,695	1,844	6,583	897	1,578	1,238	1,047	884	593	476	6,713	12,819	71%
1,013	1,312	Eritrea	105	83	126	135	136	181	766	127	211	212	264	276	145	153	1,388	2,049	11%
2,506	1,139	Stateless	36	75	103	184	207	189	794	158	225	318	208	160	82	61	1,212	1,970	11%
213	122	Iraq	*	9	13	5	29	15	71	19	39	19	36	34	37	29	213	284	2%
90	102	Unknown	*	10	6	6	12	15	52	9	17	52	61	47	31	15	232	281	2%
419	249	Somalia	16	33	33	10	19	30	141	10	12	27	20	8	*	*	81	206	1%
84	63	Afghanistan	*	6	*	*	*	9	24	6	*	6	11	17	7	*	50	73	0%
51	43	Iran (Islamic Republic of)	*	*	*	*	*	*	10	6	*	6	6	8	*	8	40	50	0%
27	31	Pakistan	*	*	*	*	5	*	9	10	*	*	*	11	11	*	39	48	0%
48	25	Jordan	*	*	*	*	5	5	16	8	*	5	7	*	*	*	25	41	0%
31	34	Ethiopia	*	*	*	*	*	5	19	*	*	6	7	*	*	*	21	37	0%
28	22	Sierra Leone	8	*	*	*	*	*	16	9	*	*	*	*	7	6	24	32	0%
354	275	Others	17	10	15	19	13	21	95	18	24	17	17	24	14	8	122	200	1%
13,845	11,814	<b>Total</b>	<b>666</b>	<b>707</b>	<b>1,230</b>	<b>1,551</b>	<b>2,126</b>	<b>2,316</b>	<b>8,596</b>	<b>1,277</b>	<b>2,113</b>	<b>1,909</b>	<b>1,685</b>	<b>1,473</b>	<b>938</b>	<b>765</b>	<b>10,160</b>	<b>18,090</b>	<b>100%</b>

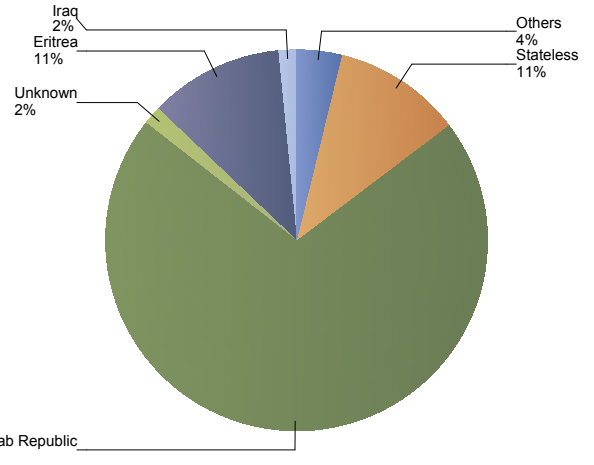
\* To conceal the lowest figures, all values between 0 and 4 are replaced by asterisk.

Top Influx of family reunification in The Netherlands  
July 2017

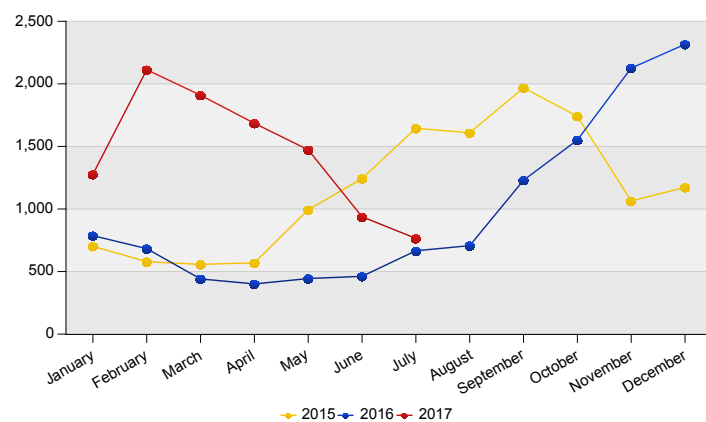
	Country of citizenship		%
1	Syrian Arab Republic	476	62%
2	Eritrea	153	20%
3	Stateless	61	8%
4	Iraq	29	4%
5	Unknown	15	2%
	Others	31	4%
<b>Total July 2017</b>		<b>765</b>	<b>100%</b>

Top Nationalities Influx of family reunification last twelve months  
Period: Aug 2016 - Jul 2017

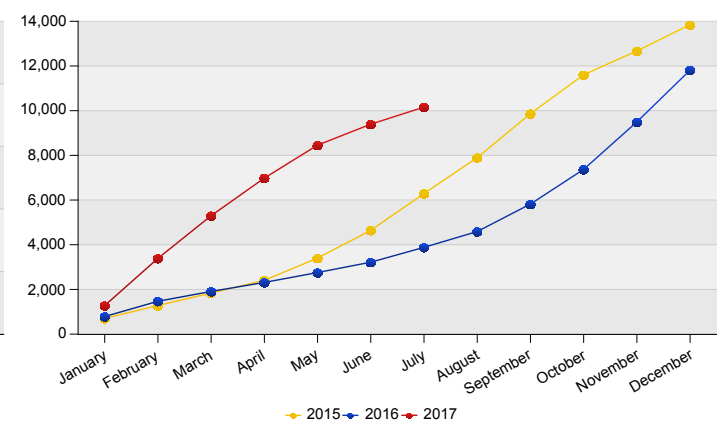
Number of influx family reunification: 18,090



Influx of family reunification in The Netherlands



Cumulative development of Influx of family reunification in The Netherlands





**Influx of indicated unaccompanied minor asylum seekers in The Netherlands**  
Source: METIS

Top 10 Unaccompanied minor asylum applications in The Netherlands

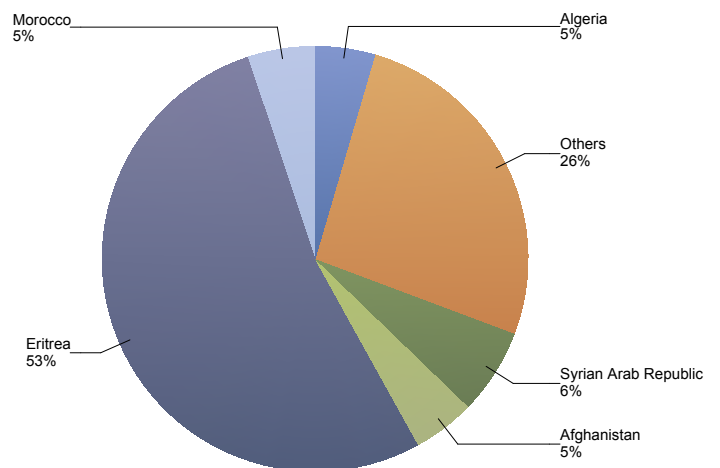
Total 2015	Total 2016	Country of citizenship	2016						2017						Last 12 months	Perc			
			Jul	Aug	Sep	Oct	Nov	Dec	Total	Jan	Feb	Mar	Apr	May			Jun	Jul	Total
1,237	773	Eritrea	92	96	76	114	142	113	633	98	50	47	21	42	19	45	322	863	53%
1,458	181	Syrian Arab Republic	15	5	9	8	7	9	53	10	7	12	8	7	13	11	68	106	6%
9	68	Morocco	*	7	13	15	7	13	57	8	*	*	9	6	*	*	29	84	5%
533	195	Afghanistan	6	7	7	*	*	9	37	6	7	6	7	7	5	8	46	77	5%
*	61	Algeria	*	*	12	16	17	8	55	*	*	*	*	*	*	*	19	74	5%
19	23	Guinea	*	*	*	*	5	*	12	*	*	5	5	7	12	9	39	51	3%
26	34	Sudan	*	*	5	*	*	*	19	*	*	7	*	7	5	9	34	51	3%
23	38	Albania	*	*	*	*	*	14	26	*	5	*	*	*	7	*	18	44	3%
10	44	Ethiopia	*	12	6	6	10	*	38	*	*	*	*	*	*	*	7	43	3%
17	36	Unknown	*	7	*	*	5	*	26	*	*	*	*	*	*	*	12	34	2%
526	254	Others	17	15	33	21	26	10	122	11	9	14	11	19	14	21	99	204	13%
3,859	1,707	Total	140	160	169	196	231	182	1,078	145	85	97	68	101	82	115	693	1,631	100%

\* To conceal the lowest figures, all values between 0 and 4 are replaced by asterisk.

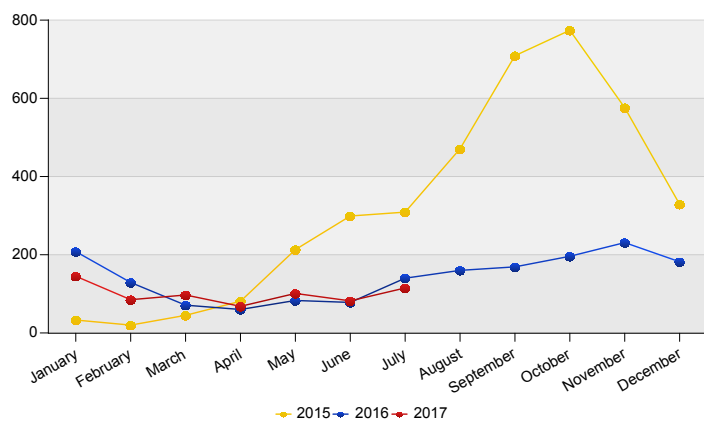
Top Unaccompanied minor asylum applications in The Netherlands July 2017

	Country of citizenship		%
1	Eritrea	45	39%
2	Syrian Arab Republic	11	10%
3	Guinea	9	8%
4	Sudan	9	8%
5	Afghanistan	8	7%
6	Gambia	*	3%
7	Morocco	*	3%
8	Unknown	*	3%
	Others	21	18%
<b>Total July 2017</b>		<b>115</b>	<b>100%</b>

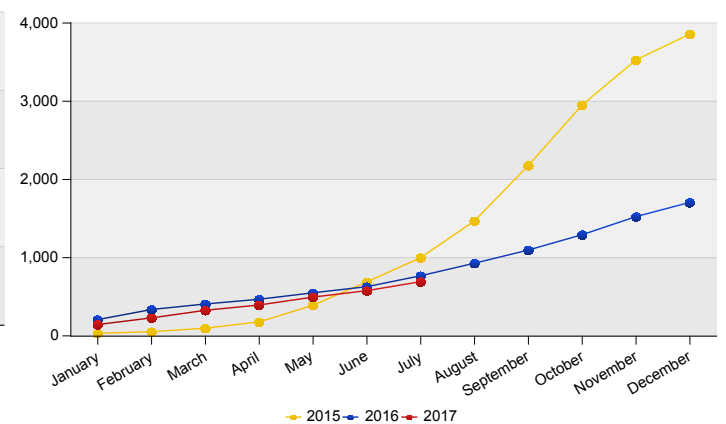
Top Nationalities unaccompanied minor asylum applications last twelve months  
Period: Aug 2016 - Jul 2017  
Number of unaccompanied minor asylum applications: 1,631



Unaccompanied minor asylum applications in The Netherlands



Cumulative development of Unaccompanied minor asylum applications in The Netherlands







**Monthly First Asylum Applications in The Netherlands in 2017**

Source: METIS

Country of citizenships	Jan	Feb	Mar	Apr	May	Jun	Jul	Total 2017	Total 2016 **	Total 2015
Afghanistan	41	29	30	31	29	35	31	226	1,026	2,550
Albania	59	45	39	19	27	35	47	271	1,664	1,005
Algeria	121	95	86	57	59	22	57	497	980	41
Angola	*	*	*	5	*	*	*	12	15	14
Argentina	*	*	*	*	*	*	*	*	*	*
Armenia	8	*	25	*	11	5	5	61	48	76
Azerbaijan	14	*	5	9	*	13	8	55	66	33
Bahamas	*	*	*	*	*	*	*	*	*	*
Bahrain	*	*	*	*	*	*	*	*	*	*
Bangladesh	*	*	*	*	*	*	*	12	21	32
Belarus	*	*	*	5	9	15	12	46	21	44
Belgium	*	*	*	*	*	*	*	*	*	*
Benin	*	*	*	*	*	*	*	8	7	*
Bosnia and Herzegovina	14	6	*	*	*	11	*	40	295	121
Brazil	*	*	*	*	*	*	*	*	*	5
Bulgaria	*	*	*	*	*	*	*	*	*	*
Burkina Faso	*	*	*	*	*	*	*	5	11	*
Burundi	*	*	*	*	7	*	*	18	24	23
Cameroon	*	*	*	6	*	*	*	16	18	27
Cape Verde	*	*	*	*	*	*	*	*	*	*
Central African Republic	*	*	*	*	*	*	*	*	*	*
Chad	*	*	5	*	*	*	7	18	5	6
Chile	*	*	*	*	*	*	*	*	*	*
China (including Hong Kong)	*	7	*	15	32	14	12	87	97	206
Colombia	*	6	*	*	7	*	*	20	36	7
Comoros	*	*	*	*	*	*	*	*	*	*
Congo, the Democratic Republic of the	*	*	*	*	*	*	*	6	*	*
Congo, the Republic of the	*	*	*	5	5	*	7	28	50	41
Cote d'Ivoire	*	*	*	*	*	*	*	17	30	16
Croatia	*	*	*	*	*	*	*	*	5	*
Cuba	*	6	*	*	*	*	*	23	23	9
Djibouti	*	*	*	*	*	*	*	*	*	*
Dominican Republic	*	*	*	*	*	*	*	*	*	*
Egypt	13	11	11	7	10	12	14	78	112	71
El Salvador	*	*	*	*	*	5	*	9	19	*
Eritrea	166	102	97	67	80	77	92	681	1,497	7,359
Ethiopia	14	13	6	5	11	11	16	76	156	133
France	*	*	*	*	*	*	*	*	7	5
Gabon	*	*	*	*	*	*	*	*	*	*
Gambia	12	10	18	14	12	21	23	110	131	55
Georgia	71	81	74	38	33	38	46	381	578	256
Germany	*	*	*	*	*	*	*	*	*	*
Ghana	*	7	*	*	*	*	*	22	15	23
Greece	*	*	*	*	*	*	*	*	*	6
Grenada	*	*	*	*	*	*	*	*	*	*
Guinea	9	19	29	42	47	49	42	237	111	79
Guinea-Bissau	*	5	*	*	*	*	*	20	11	*
Guyana	*	*	*	*	*	*	*	*	*	*
Haiti	*	*	*	*	*	*	*	*	*	*
Honduras	*	*	6	*	*	*	*	9	7	8
India	*	*	9	*	8	6	5	29	45	12
Indonesia	*	*	*	*	*	*	*	*	*	*
Iran (Islamic Republic of)	49	36	43	45	48	63	77	361	884	1,884
Iraq	46	57	54	61	58	74	73	423	888	3,009
Israel	*	*	*	*	*	*	*	*	*	*
Italy	*	*	*	*	*	*	*	*	5	*
Jamaica	*	6	*	*	*	*	*	10	34	68
Jordan	*	*	*	*	*	*	*	17	27	9
Kazakhstan	*	*	*	*	5	*	*	8	23	19
Kenya	*	*	*	*	*	*	*	5	6	8
Korea, Democratic People's Republic of	*	*	*	*	*	*	*	*	*	*
Korea, Republic of	*	*	*	*	*	*	*	*	*	*
Kosovo / UNSCR 1244	7	*	9	*	*	*	*	24	465	685
Kuwait	*	*	*	*	*	*	*	*	8	12
Kyrgyzstan	*	*	*	*	*	*	*	*	9	6



Monthly First Asylum Applications in The Netherlands in 2017

Source: METIS

Country of citizenships	Jan	Feb	Mar	Apr	May	Jun	Jul	Total 2017	Total 2016 **	Total 2015
Latvia	*	*	*	*	*	*	*	*	*	*
Lebanon	7	*	*	*	*	5	*	28	55	70
Liberia	*	*	*	*	*	*	*	5	11	5
Libyan Arab Jamahiriya	38	34	33	27	23	21	22	198	341	69
Lithuania	*	*	*	*	*	*	*	*	*	*
Madagascar	*	*	*	*	*	*	*	*	*	*
Malawi	*	*	*	*	*	*	*	*	*	*
Malaysia	*	*	*	*	*	*	*	*	*	*
Maldives	*	*	*	*	*	*	*	*	*	*
Mali	*	*	8	7	13	*	*	41	26	11
Mauritania	*	*	*	*	*	*	5	12	11	*
Mexico	*	*	*	*	*	*	*	*	*	*
Moldova, Republic of	*	*	17	*	34	64	86	210	15	8
Mongolia	*	*	*	*	*	*	*	10	403	363
Montenegro	*	*	*	*	*	*	*	*	25	9
Morocco	87	92	96	85	78	48	80	566	1,271	80
Mozambique	*	*	*	*	*	*	*	*	6	*
Myanmar	*	6	*	5	5	*	*	22	55	37
Nepal	*	*	*	*	*	*	*	*	13	27
Netherlands	*	*	*	*	*	*	*	6	13	*
Nicaragua	*	*	*	*	*	*	*	*	*	*
Niger	*	*	*	*	*	*	*	8	*	*
Nigeria	22	19	33	10	14	19	22	139	197	212
Oman	*	*	*	*	*	*	*	*	*	*
Pakistan	11	6	14	24	11	9	15	90	161	156
Palestinian Territory, Occupied	*	6	6	10	*	9	11	46	30	80
Panama	*	*	*	*	*	*	*	*	*	*
Peru	*	*	*	*	*	*	*	*	*	*
Philippines	*	*	*	*	*	*	*	*	*	*
Poland	*	*	*	*	*	*	*	*	8	*
Portugal	*	*	*	*	*	*	*	*	7	*
Romania	*	*	*	*	*	*	*	*	7	*
Russian Federation	7	10	19	26	22	30	46	160	124	124
Rwanda	*	*	*	*	*	*	*	*	15	10
Saudi Arabia	*	*	*	*	*	*	*	*	11	*
Senegal	6	5	5	6	13	6	*	45	47	20
Serbia	14	32	5	18	*	19	31	122	938	436
Sierra Leone	7	*	*	6	*	7	7	36	33	38
Singapore	*	*	*	*	*	*	*	*	*	*
Somalia	14	9	7	5	7	9	14	65	157	263
South Africa	*	*	*	7	*	*	*	9	10	17
South Sudan	*	*	*	*	*	*	*	*	*	*
Spain	*	*	*	*	*	*	*	5	*	*
Sri Lanka	*	*	5	*	*	*	*	20	28	37
Stateless	20	11	14	7	14	6	7	79	310	2,399
Sudan	17	13	18	13	22	30	37	150	191	234
Suriname	*	*	*	*	*	*	*	6	8	5
Sweden	*	*	*	*	*	*	*	*	*	*
Syrian Arab Republic	151	139	173	128	188	174	214	1,167	2,158	18,677
Taiwan	*	*	*	*	*	*	*	*	*	*
Tajikistan	*	6	*	5	*	10	*	33	19	28
Tanzania, United Republic of	*	*	*	*	*	*	*	9	10	*
Thailand	*	*	*	*	*	*	*	*	*	*
the former Yugoslav Republic of Macedonia	7	17	15	12	8	11	7	77	430	111
Togo	*	*	*	*	*	*	*	5	*	9
Trinidad and Tobago	*	*	*	*	*	5	*	17	22	9
Tunisia	11	39	21	19	10	5	11	116	205	25
Turkey	20	50	23	35	25	46	36	235	235	56
Uganda	6	8	7	*	*	6	8	40	87	113
Ukraine	13	8	8	10	7	17	10	73	317	716
United Arab Emirates	*	*	*	*	*	*	*	*	*	*
United Kingdom	*	*	*	*	*	*	*	*	*	*
United States of America	5	*	*	*	*	*	*	10	5	16
Unknown	36	29	40	31	74	52	58	320	457	432
Uruguay	*	*	*	*	*	*	*	*	*	*



### Monthly First Asylum Applications in The Netherlands in 2017

Source: METIS

Country of citizenships	Jan	Feb	Mar	Apr	May	Jun	Jul	Total 2017	Total 2016 **	Total 2015
Uzbekistan	*	*	*	*	*	*	*	5	6	5
Venezuela	11	*	*	6	7	6	11	46	27	*
Viet Nam	*	*	*	9	*	5	*	19	61	64
Yemen	10	9	17	15	11	12	14	88	45	52
Zambia	*	*	*	*	*	*	*	*	*	8
Zimbabwe	*	*	*	*	*	5	*	13	12	8
Other	*	*	*	*	*	*	*	*	*	15
<b>Totaal</b>	<b>1,239</b>	<b>1,156</b>	<b>1,219</b>	<b>1,019</b>	<b>1,160</b>	<b>1,200</b>	<b>1,400</b>	<b>8,393</b>	<b>18,171</b>	<b>43,093</b>

\* To conceal the lowest figures, all values between 0 and 4 are replaced by asterisk.

\*\* In May 2017 the IND has adjusted its systems to remove a small discrepancy that caused some cases to not be included in figures of (earlier versions of) this report. This adjustment may result in some small inconsistencies with reports dating from April 2017 and before. Considering the limited size of the discrepancy and to ensure consistency between reports, figures published before January 1st, 2017, will not be updated. Notwithstanding these figures, the total influx of first asylum applications in 2016 was 18,246.

Selection criterion for this table: all nationalities with at least 1 application in the current year.