



Immigratie- en Naturalisatiedienst  
*Ministerie van Justitie en Veiligheid*

## **Asylum Trends**

Monthly Report on Asylum Applications in The Netherlands

January 2020

## Colophon

**Title** Asylum Trends

**Subtitle** Monthly Report on Asylum Applications in The Netherlands  
Recent trends

**Author** Ministry of Justice and Security  
Immigration and Naturalisation Service (IND)  
IND Business Information Centre (BIC)  
Rijnstraat 8 | 2515 XP Den Haag  
Postbus 16275 | 2500 BG Den Haag

Migratie in beweging



EUROPESE UNIE  
Het Fonds voor asiel,  
migratie en integratie

# Contents

<i>Colophon</i>	2
-----------------	---

## **Asylum applications in The Netherlands**

Total asylum applications in The Netherlands	4
First asylum applications in The Netherlands	5
Repeated asylum applications in The Netherlands	6
Family reunification in The Netherlands	7
Unaccompanied minor asylum seekers in The Netherlands	8
Monthly first asylum applications in The Netherlands	9

## **Appendix**

Appendix: Eurostat

**Total asylum influx in The Netherlands (first applications, repeated applications, family reunification influx)**  
Source: METIS

Top 10 Last thirteen months **total** asylum applications in The Netherlands

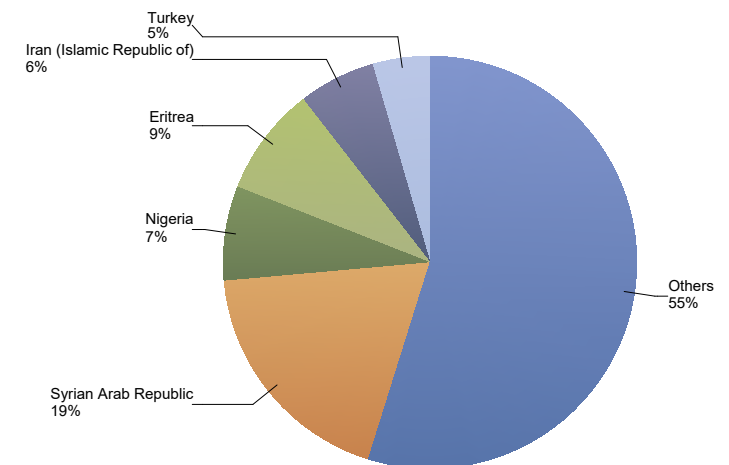
Total 2018	Total 2019	Country of citizenship	2019												2020		Last 12 months	Perc	
			Jan	Feb	Mar	Apr	May	Jun	Jul	Aug	Sep	Oct	Nov	Dec	Total	Jan			Total
5.203	5.199	Syrian Arab Republic	326	271	320	337	288	392	423	417	604	601	499	721	5.199	678	678	5.551	19%
3.953	2.365	Eritrea	148	237	127	122	162	272	299	165	211	186	191	245	2.365	305	305	2.522	9%
659	2.206	Nigeria	126	164	216	231	254	218	243	188	189	128	125	124	2.206	105	105	2.185	7%
2.422	1.857	Iran (Islamic Republic of)	187	206	184	220	183	161	132	145	125	99	90	1.857	109	109	1.779	6%	
1.382	1.357	Turkey	112	112	92	124	102	105	174	112	100	125	71	1.357	92	92	1.337	5%	
1.336	1.317	Algeria	141	110	112	124	68	82	87	84	126	145	124	114	1.317	150	150	1.326	4%
1.163	1.191	Morocco	126	105	102	106	90	97	112	95	93	105	67	1.191	109	109	1.174	4%	
852	1.222	Moldova, Republic of	78	71	179	71	62	25	13	82	66	203	367	1.222	*	*	1.145	4%	
1.588	1.015	Iraq	96	99	93	90	90	108	86	56	77	55	78	1.015	75	75	994	3%	
859	923	Unknown	72	64	86	34	62	79	103	70	92	109	68	923	80	80	931	3%	
10.963	10.783	Others	999	838	906	877	833	810	959	933	946	910	879	10.783	881	881	10.665	36%	
<b>30.380</b>	<b>29.435</b>	<b>Total</b>	<b>2.411</b>	<b>2.277</b>	<b>2.417</b>	<b>2.336</b>	<b>2.194</b>	<b>2.349</b>	<b>2.631</b>	<b>2.347</b>	<b>2.629</b>	<b>2.692</b>	<b>2.568</b>	<b>2.584</b>	<b>29.435</b>	<b>2.585</b>	<b>2.585</b>	<b>29.609</b>	<b>100%</b>

\* To conceal the lowest figures, all values between 0 and 4 are replaced by asterisk.

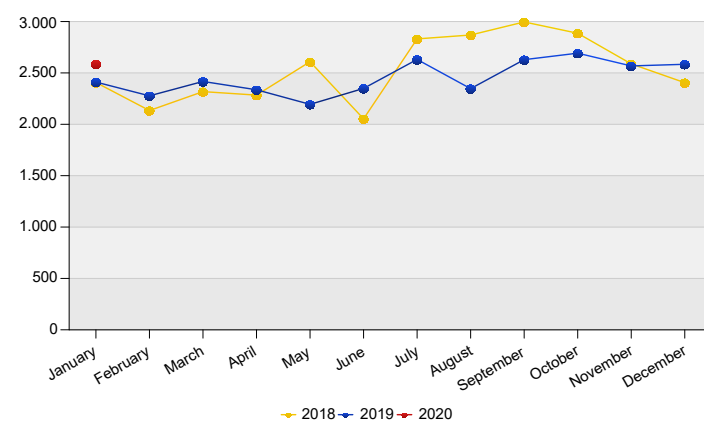
Top Total asylum applications in The Netherlands  
January 2020

	Country of citizenship		%
1	Syrian Arab Republic	678	26%
2	Eritrea	305	12%
3	Algeria	150	6%
4	Iran (Islamic Republic of)	109	4%
5	Morocco	109	4%
6	Afghanistan	108	4%
7	Nigeria	105	4%
8	Turkey	92	4%
9	Yemen	88	3%
10	Unknown	80	3%
11	Iraq	75	3%
	Others	686	27%
<b>Total January 2020</b>		<b>2.585</b>	<b>100%</b>

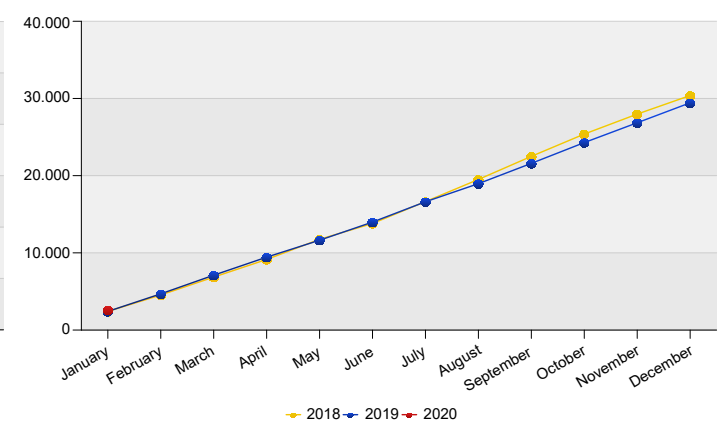
Top Nationalities total applications last twelve months  
Period: Feb 2019 - Jan 2020  
Number of total asylum applications: 29.609



Total asylum applications in The Netherlands



Cumulative development of total asylum applications in The Netherlands



**First asylum applications in The Netherlands**  
Source: METIS

Top 10 Last thirteen months **first** asylum applications in The Netherlands

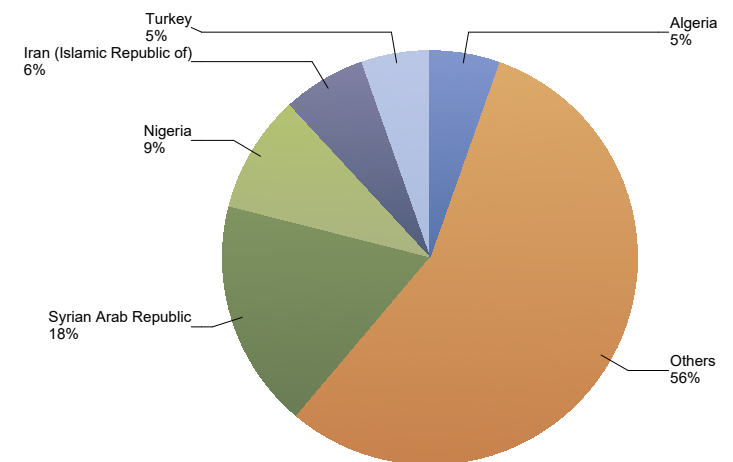
Total 2018	Total 2019 **	Country of citizenship	2019												2020		Last 12 months	Perc	
			Jan	Feb	Mar	Apr	May	Jun	Jul	Aug	Sep	Oct	Nov	Dec	Total	Jan			Total
2.956	3.675	Syrian Arab Republic	204	160	211	247	196	281	302	344	466	401	343	520	3.675	563	563	4.034	18%
558	2.102	Nigeria	120	158	204	227	242	207	236	177	176	121	120	114	2.102	98	98	2.080	9%
1.869	1.534	Iran (Islamic Republic of)	156	163	150	186	147	134	106	131	107	105	83	66	1.534	87	87	1.465	6%
1.267	1.211	Algeria	130	99	109	107	58	75	71	77	122	131	121	111	1.211	145	145	1.226	5%
1.301	1.251	Turkey	110	101	87	116	90	97	154	106	86	113	68	123	1.251	83	83	1.224	5%
831	1.207	Moldova, Republic of	72	71	179	71	58	22	13	82	66	203	365	5	1.207	*	*	1.136	5%
1.066	1.062	Morocco	121	97	91	90	79	83	92	85	86	93	60	85	1.062	103	103	1.044	5%
678	870	Unknown	64	57	85	30	61	73	101	62	88	105	64	80	870	74	74	880	4%
528	645	Yemen	60	47	61	58	36	31	52	42	53	63	54	88	645	51	51	636	3%
737	621	Iraq	57	56	43	52	53	57	69	33	50	41	56	54	621	61	61	625	3%
8.562	8.355	Others	748	649	654	678	624	623	763	741	732	716	739	688	8.355	702	702	8.309	37%
20.353	22.533	Total	1.842	1.658	1.874	1.862	1.644	1.683	1.959	1.880	2.032	2.092	2.073	1.934	22.533	1.968	1.968	22.659	100%

\* To conceal the lowest figures, all values between 0 and 4 are replaced by asterisk.

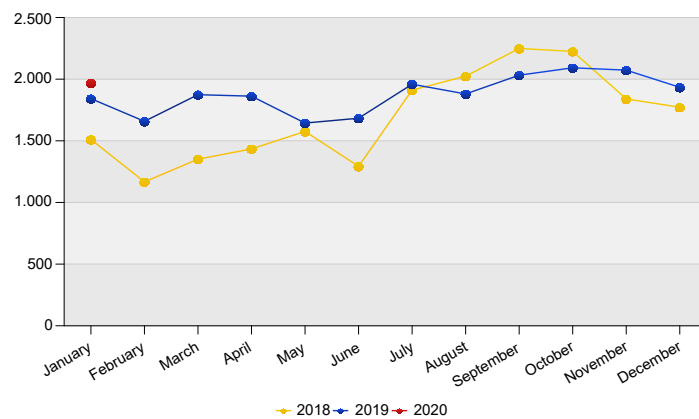
Top First asylum applications in The Netherlands  
January 2020

	Country of citizenship		%
1	Syrian Arab Republic	563	29%
2	Algeria	145	7%
3	Morocco	103	5%
4	Nigeria	98	5%
5	Iran (Islamic Republic of)	87	4%
6	Turkey	83	4%
7	Afghanistan	78	4%
8	Unknown	74	4%
9	Iraq	61	3%
10	Yemen	51	3%
	Others	625	32%
<b>Total January 2020</b>		1.968	100%

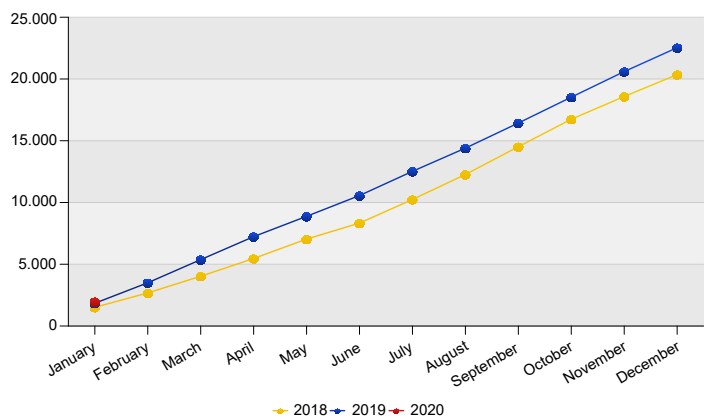
Top Nationalities first applications last twelve months  
Period: Feb 2019 - Jan 2020  
Number of first asylum applications: 22.659



First asylum applications in The Netherlands



Cumulative development of first asylum applications in The Netherlands



**Repeated asylum applications in The Netherlands**  
Source: METIS

Top 10 Last thirteen months repeated asylum applications in The Netherlands

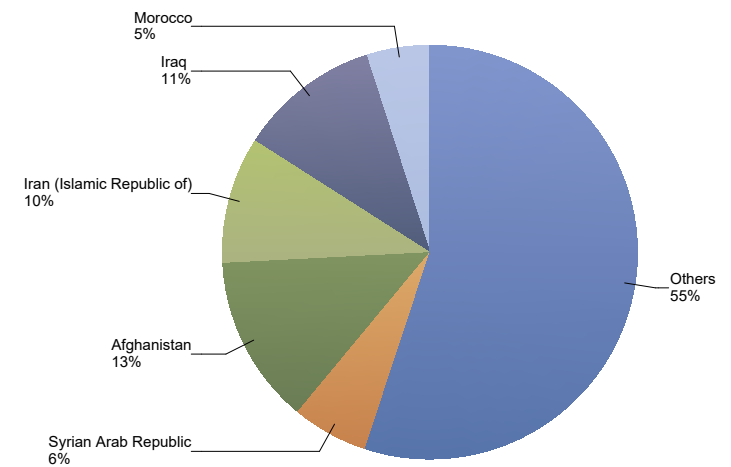
Total 2018	Total 2019	Country of citizenship	2019												2020		Last 12 months	Perc	
			Jan	Feb	Mar	Apr	May	Jun	Jul	Aug	Sep	Oct	Nov	Dec	Total	Jan			Total
634	354	Afghanistan	40	29	39	37	44	33	40	23	14	25	13	17	354	25	25	339	13%
658	303	Iraq	32	42	44	32	27	32	12	17	21	9	19	16	303	12	12	283	11%
432	261	Iran (Islamic Republic of)	26	37	29	32	33	22	16	7	16	18	12	13	261	19	19	254	10%
110	161	Syrian Arab Republic	14	11	27	18	15	11	14	6	*	17	11	13	161	6	6	153	6%
95	127	Morocco	5	8	11	16	11	14	20	10	7	12	5	8	127	6	6	128	5%
68	106	Algeria	11	11	*	17	10	7	16	7	*	14	*	106	5	5	100	4%	
92	95	Nigeria	6	6	11	*	12	8	7	9	13	7	5	95	7	7	96	4%	
105	85	Eritrea	11	5	10	7	11	12	*	*	*	7	*	85	6	6	80	3%	
103	67	Somalia	7	*	8	5	9	8	6	*	8	*	*	67	*	*	64	2%	
23	76	Albania	26	9	26	*	*	*	5	*	*	*	*	76	*	*	52	2%	
1.244	1.088	Others	120	117	104	91	117	101	73	64	81	87	58	1.088	58	58	1.026	40%	
3.564	2.723	Total	298	278	312	258	293	249	213	149	173	199	133	168	2.723	150	150	2.575	100%

\* To conceal the lowest figures, all values between 0 and 4 are replaced by asterisk.

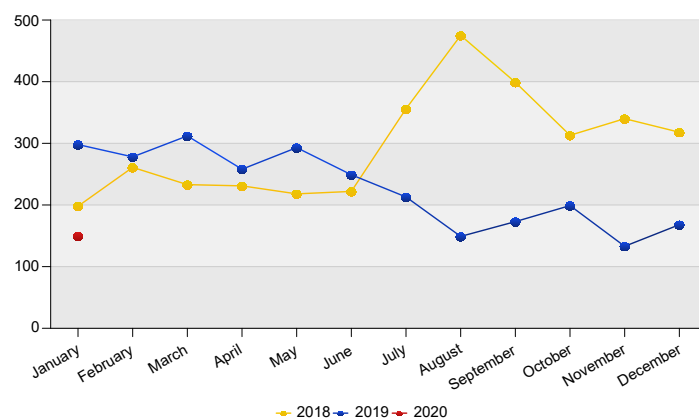
Top Repeated asylum applications in The Netherlands  
January 2020

Country of citizenship		%
1 Afghanistan	25	17%
2 Iran (Islamic Republic of)	19	13%
3 Iraq	12	8%
4 Nigeria	7	5%
5 Eritrea	6	4%
6 Morocco	6	4%
7 Pakistan	6	4%
8 Russian Federation	6	4%
9 Syrian Arab Republic	6	4%
Others	57	38%
<b>Total January 2020</b>	<b>150</b>	<b>100%</b>

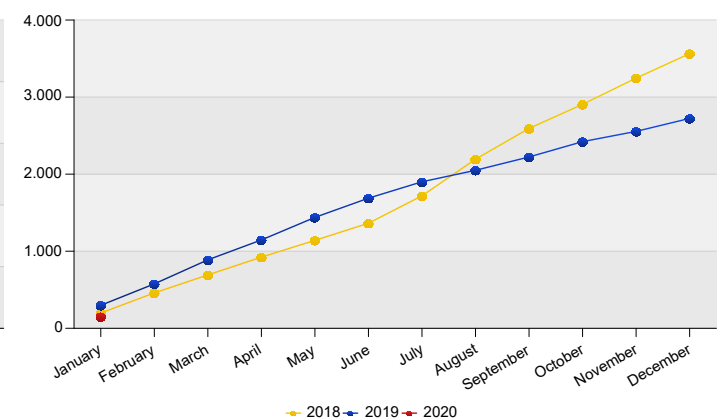
Top Nationalities repeated asylum applications last twelve months  
Period: Feb 2019 - Jan 2020  
Number of repeated asylum applications: 2.575



Repeated asylum applications in The Netherlands



Cumulative development of repeated asylum applications in The Netherlands



**Influx of family reunification in The Netherlands (Council Directive 2003/86/EC Chapter V)**  
Source: METIS

Top 10 Last thirteen months Influx of family reunification in The Netherlands

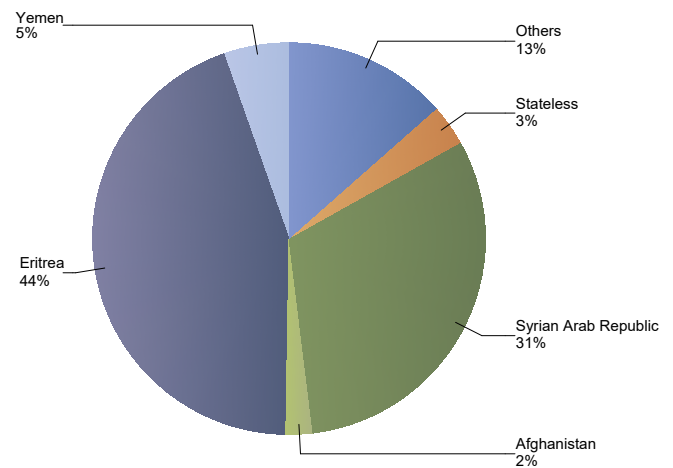
Total 2018	Total 2019	Country of citizenship	2019												2020		Last 12 months	Perc	
			Jan	Feb	Mar	Apr	May	Jun	Jul	Aug	Sep	Oct	Nov	Dec	Total	Jan			Total
2.564	1.779	Eritrea	101	179	74	84	110	225	248	129	165	124	144	196	1.779	262	262	1.940	44%
2.137	1.363	Syrian Arab Republic	108	100	82	72	77	100	107	67	134	183	145	188	1.363	109	109	1.364	31%
129	201	Yemen	*	*	11	7	13	21	22	25	40	20	21	16	201	36	36	236	5%
238	142	Stateless	*	19	8	7	5	14	16	17	*	20	16	13	142	9	9	148	3%
248	102	Afghanistan	10	9	10	*	15	*	6	10	20	*	7	8	102	5	5	97	2%
193	91	Iraq	7	*	6	6	10	19	5	6	6	5	*	17	91	*	*	86	2%
52	76	Turkey	*	*	*	7	7	6	17	5	8	11	*	*	76	6	6	80	2%
73	68	Pakistan	*	*	6	*	7	*	13	19	13	*	5	*	68	*	*	66	2%
121	62	Iran (Islamic Republic of)	5	6	5	*	*	5	10	7	*	*	*	11	62	*	*	60	1%
178	54	Somalia	7	*	*	8	*	*	*	5	7	7	*	9	54	7	7	54	1%
530	241	Others	25	19	23	22	8	22	15	28	25	23	11	20	241	28	28	244	6%
6.463	4.179	<b>Total</b>	<b>271</b>	<b>341</b>	<b>231</b>	<b>216</b>	<b>257</b>	<b>417</b>	<b>459</b>	<b>318</b>	<b>424</b>	<b>401</b>	<b>362</b>	<b>482</b>	<b>4.179</b>	<b>467</b>	<b>467</b>	<b>4.375</b>	<b>100%</b>

\* To conceal the lowest figures, all values between 0 and 4 are replaced by asterisk.

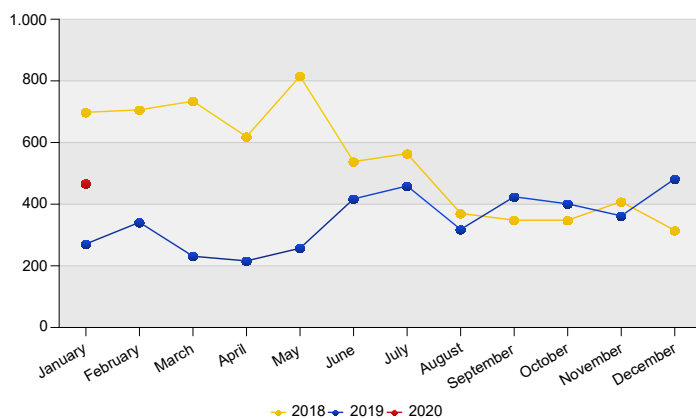
Top Influx of family reunification in The Netherlands  
January 2020

Country of citizenship			%
1 Eritrea	262	56%	
2 Syrian Arab Republic	109	23%	
3 Yemen	36	8%	
4 Stateless	9	2%	
5 Somalia	7	1%	
Others	44	9%	
<b>Total January 2020</b>	<b>467</b>	<b>100%</b>	

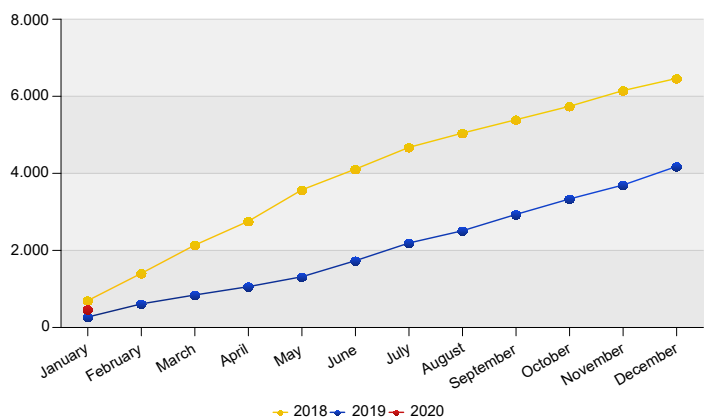
Top Nationalities Influx of family reunification last twelve months  
Period: Feb 2019 - Jan 2020  
Number of influx family reunification: 4.375



Influx of family reunification in The Netherlands



Cumulative development of Influx of family reunification in The Netherlands



**Influx of indicated unaccompanied minor asylum seekers in The Netherlands**  
Source: METIS

Top 10 Unaccompanied minor asylum applications in The Netherlands

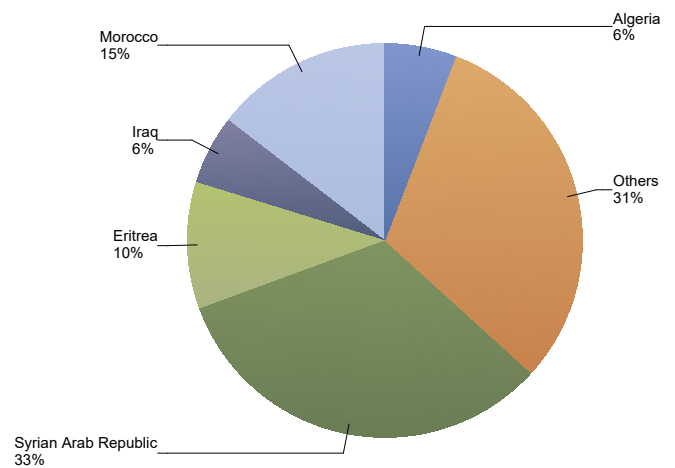
Total 2018	Total 2019	Country of citizenship	2019												2020		Last 12 months	Perc	
			Jan	Feb	Mar	Apr	May	Jun	Jul	Aug	Sep	Oct	Nov	Dec	Total	Jan			Total
172	308	Syrian Arab Republic	16	12	20	17	11	22	26	31	41	28	28	56	308	60	60	352	33%
145	163	Morocco	18	13	15	13	10	12	14	24	7	16	8	13	163	12	12	157	15%
428	111	Eritrea	9	9	6	7	6	15	8	6	5	18	7	15	111	10	10	112	10%
55	68	Algeria	16	*	10	*	*	*	*	*	*	7	5	14	68	11	11	63	6%
69	64	Iraq	11	13	7	5	5	*	5	*	*	5	6	*	64	8	8	61	6%
31	56	Afghanistan	*	*	5	*	*	*	*	6	10	8	7	7	56	*	*	54	5%
26	35	Unknown	5	*	*	*	*	*	*	*	*	5	*	*	35	5	5	35	3%
55	25	Guinea	*	5	*	*	*	*	*	*	*	*	*	*	25	*	*	25	2%
12	23	Yemen	*	*	*	*	*	*	*	*	*	*	*	*	23	*	*	25	2%
28	23	Gambia	*	*	*	*	*	*	*	*	*	*	5	*	23	*	*	22	2%
14	26	Somalia	6	*	*	*	*	*	*	*	5	*	*	*	26	*	*	22	2%
190	144	Others	18	13	7	12	10	12	12	7	11	16	10	16	144	24	24	150	14%
1.225	1.046	Total	107	84	76	67	51	77	79	90	90	107	85	133	1.046	139	139	1.078	100%

\* To conceal the lowest figures, all values between 0 and 4 are replaced by asterisk.

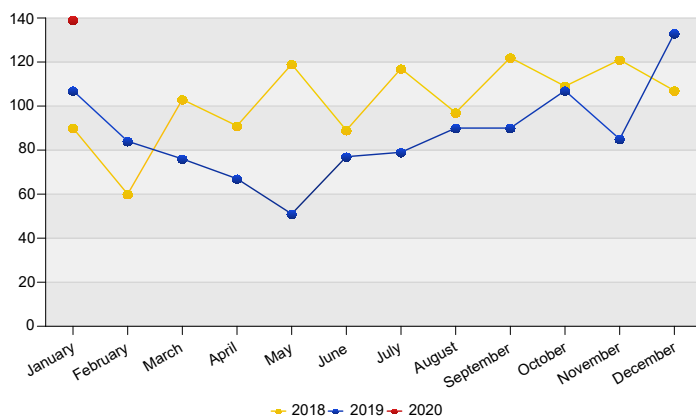
Top Unaccompanied minor asylum applications in The Netherlands January 2020

Country of citizenship		%
1 Syrian Arab Republic	60	43%
2 Morocco	12	9%
3 Algeria	11	8%
4 Eritrea	10	7%
5 Iraq	8	6%
Others	38	27%
<b>Total January 2020</b>	<b>139</b>	<b>100%</b>

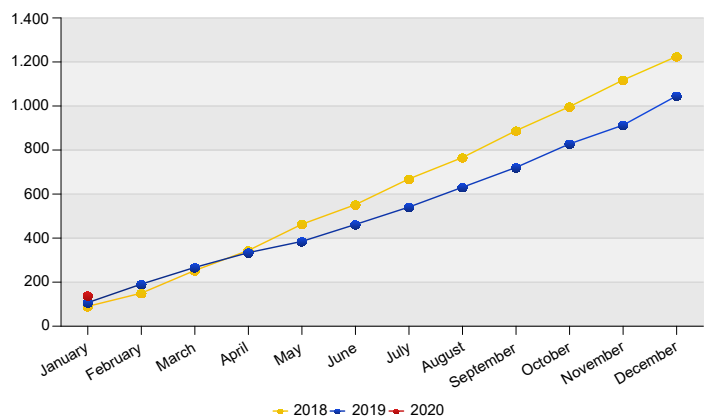
Top Nationalities unaccompanied minor asylum applications last twelve months  
Period: Feb 2019 - Jan 2020  
Number of unaccompanied minor asylum applications: 1.078



Unaccompanied minor asylum applications in The Netherlands



Cumulative development of Unaccompanied minor asylum applications in The Netherlands





## Monthly First Asylum Applications in The Netherlands in 2020

Source: METiS

Country of citizenships	Jan	2019	2020	Total 2018	Total 2017
Afghanistan	78	437	78	325	322
Albania	5	192	5	551	365
Algeria	145	1.211	145	1.267	891
Angola	*	56	*	30	27
Argentina	*	*	*	*	*
Armenia	5	72	5	62	109
Australia	*	*	*	*	*
Austria	*	*	*	*	*
Azerbaijan	34	375	34	239	113
Bahrain	*	*	*	5	8
Bangladesh	5	20	5	22	18
Belarus	7	165	7	252	103
Belgium	*	*	*	*	*
Benin	*	*	*	11	13
Bosnia and Herzegovina	*	72	*	49	67
Brazil	*	8	*	7	10
Burkina Faso	*	8	*	6	8
Burundi	*	*	*	11	29
Cambodia	*	*	*	*	*
Cameroon	*	49	*	28	39
Canada	*	*	*	*	*
Central African Republic	*	*	*	*	*
Chad	*	22	*	36	30
China (including Hong Kong)	14	155	14	164	149
Colombia	16	158	16	44	36
Comoros	*	*	*	*	*
Congo, the Democratic Republic of the	*	10	*	14	13
Congo, the Republic of the	*	43	*	27	43
Costa Rica	*	*	*	*	*
Cote d'Ivoire	6	49	6	51	41
Croatia	*	*	*	*	*
Cuba	*	18	*	162	256
Czech Republic	5	*	5	*	*
Djibouti	*	*	*	5	*
Dominica	*	*	*	*	*
Dominican Republic	*	9	*	7	9
East Timor	*	8	*	*	*
Ecuador	*	*	*	*	*
Egypt	19	190	19	149	178
El Salvador	6	34	6	21	18
Eritrea	37	501	37	1.284	1.095
Estonia	*	*	*	*	*
Ethiopia	10	92	10	54	124
France	*	7	*	*	*
Gabon	*	*	*	*	*
Gambia	30	539	30	351	214
Georgia	21	326	21	350	487



## Monthly First Asylum Applications in The Netherlands in 2020

Source: METiS

Country of citizenships	Jan	2019	2020	Total 2018	Total 2017
Germany	*	9	*	5	*
Ghana	6	89	6	80	39
Greece	*	5	*	*	*
Grenada	*	*	*	*	*
Guatemala	*	*	*	*	*
Guinea	16	195	16	242	330
Guinea-Bissau	*	28	*	17	29
Guyana	*	*	*	*	*
Haiti	*	7	*	*	*
Honduras	*	10	*	7	12
Hungary	*	*	*	*	*
India	5	49	5	49	37
Indonesia	*	8	*	8	*
Iran (Islamic Republic of)	87	1.534	87	1.869	718
Iraq	61	621	61	737	724
Israel	*	*	*	6	6
Italy	*	7	*	*	*
Jamaica	*	19	*	16	14
Japan	*	*	*	*	*
Jordan	21	116	21	74	34
Kazakhstan	*	36	*	17	15
Kenya	*	5	*	17	10
Korea, Democratic People's Republic of	*	*	*	*	*
Korea, Republic of	*	*	*	*	*
Kosovo / UNSCR 1244	11	56	11	36	36
Kuwait	*	6	*	*	6
Kyrgyzstan	*	16	*	10	9
Lebanon	6	119	6	71	61
Liberia	*	29	*	22	15
Libyan Arab Jamahiriya	36	304	36	462	357
Lithuania	*	*	*	*	*
Madagascar	*	*	*	*	*
Maldives	*	*	*	*	*
Mali	5	42	5	37	60
Mauritania	*	12	*	10	18
Mauritius	*	*	*	*	*
Mexico	*	5	*	*	5
Moldova, Republic of	*	1.207	*	831	342
Mongolia	*	14	*	23	19
Montenegro	*	21	*	*	5
Morocco	103	1.062	103	1.066	977
Myanmar	*	28	*	32	28
Namibia	*	*	*	*	*
Nauru	*	*	*	*	*
Nepal	*	8	*	*	*
Netherlands	*	*	*	8	7
Nicaragua	*	37	*	30	*



## Monthly First Asylum Applications in The Netherlands in 2020

Source: METiS

Country of citizenships	Jan	2019	2020	Total 2018	Total 2017
Niger	*	56	*	24	13
Nigeria	98	2.102	98	558	245
Norway	*	*	*	*	*
Oman	*	*	*	*	*
Pakistan	42	397	42	309	181
Palestinian Territory, Occupied	*	40	*	79	74
Peru	*	11	*	*	*
Philippines	*	*	*	*	*
Poland	*	*	*	*	*
Portugal	*	*	*	*	*
Qatar	*	*	*	*	*
Republic of North Macedonia	23	264	23	*	*
Russian Federation	24	398	24	294	316
Rwanda	*	5	*	20	*
Saint Lucia	*	*	*	*	*
Saint Vincent and the Grenadines	*	*	*	*	*
Saudi Arabia	*	19	*	10	6
Senegal	12	107	12	62	81
Serbia	16	326	16	125	174
Sierra Leone	*	111	*	88	67
Slovak Republic	*	*	*	*	*
Somalia	15	222	15	133	124
South Africa	*	9	*	5	12
South Sudan	*	5	*	*	*
Spain	*	*	*	*	7
Sri Lanka	*	56	*	30	46
Stateless	6	38	6	49	120
Sudan	21	199	21	249	260
Suriname	*	*	*	6	8
Swaziland	*	*	*	*	*
Syrian Arab Republic	563	3.675	563	2.956	2.202
Taiwan	*	*	*	*	*
Tajikistan	7	109	7	178	59
Tanzania, United Republic of	*	14	*	6	14
Thailand	*	*	*	*	*
the former Yugoslav Republic of Macedonia	*	30	*	92	112
Togo	*	11	*	7	10
Trinidad and Tobago	*	13	*	23	34
Tunisia	21	296	21	387	172
Turkey	83	1.251	83	1.301	481
Turkmenistan	*	5	*	10	*
Uganda	8	220	8	145	72
Ukraine	5	132	5	303	139
United Arab Emirates	*	*	*	*	*
United Kingdom	*	*	*	*	5
United States of America	*	17	*	25	20
Unknown	74	870	74	678	550



## Monthly First Asylum Applications in The Netherlands in 2020

Source: METiS

Country of citizenships	Jan	2019	2020	Total 2018	Total 2017
Uruguay	*	*	*	*	*
Uzbekistan	*	7	*	12	5
Venezuela	12	182	12	150	77
Viet Nam	*	50	*	41	27
Yemen	51	645	51	528	171
Zimbabwe	5	20	5	5	17
Other	*	*	*	23	28
<b>Totaal</b>	<b>1.968</b>	<b>22.533</b>	<b>1.968</b>	<b>20.353</b>	<b>14.716</b>

\* To conceal the lowest figures, all values between 0 and 4 are replaced by asterisk.  
Selection criterion for this table: all nationalities with at least 1 application in the current year.