



Immigratie- en Naturalisatiedienst
Ministerie van Veiligheid en Justitie

Asylum Trends

Monthly Report on Asylum Applications in The Netherlands

January 2017

Colophon

Title	Asylum Trends
Subtitle	Monthly Report on Asylum Applications in The Netherlands Recent trends
Author	Ministry of Security and Justice Immigration and Naturalisation Service (IND) IND Business Information Centre (BIC) Dr. H. Colijnlaan 341 2283 XL Rijswijk Postbus 5800 2280 HV Rijswijk

Contents

<i>Colophon</i>	2
-----------------	---

Asylum applications in The Netherlands

Total asylum applications in The Netherlands	4
First asylum applications in The Netherlands	5
Repeated asylum applications in The Netherlands	6
Family reunification in The Netherlands	7
Unaccompanied minor asylum seekers in The Netherlands	8
Monthly first asylum applications in The Netherlands	9

Appendix

Appendix: Eurostat



Total asylum influx in The Netherlands (first applications, repeated applications, family reunification influx)
Source: METIS

Top 10 Last thirteen months **total** asylum applications in the Netherlands

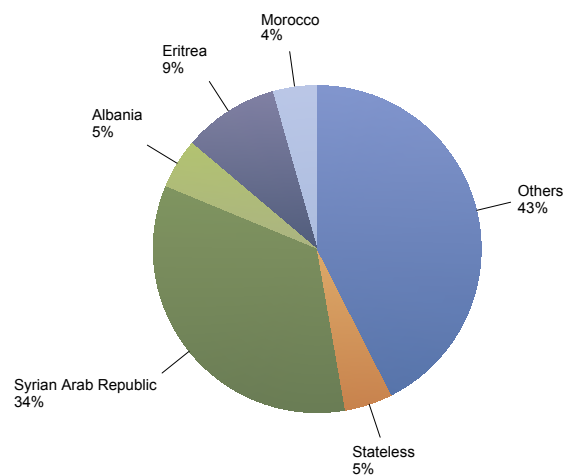
Total 2015	Total 2016	Country of citizenship	2016												2017		Last 12 months	Perc	
			Jan	Feb	Mar	Apr	May	Jun	Jul	Aug	Sep	Oct	Nov	Dec	Total	Jan			Total
27,710	10,604	Syrian Arab Republic	1,140	744	341	293	359	389	587	587	1,007	1,313	1,809	2,035	10,604	1,049	1,049	10,513	34%
8,434	2,870	Eritrea	259	159	141	132	151	169	289	260	291	330	344	345	2,870	298	298	2,909	9%
1,016	1,699	Albania	233	250	224	139	131	102	158	137	104	66	84	71	1,699	59	59	1,525	5%
4,942	1,471	Stateless	186	173	61	56	50	43	46	101	122	194	232	207	1,471	177	177	1,462	5%
99	1,283	Morocco	7	15	8	8	12	23	52	128	284	389	224	133	1,283	90	90	1,366	4%
2,945	1,447	Afghanistan	403	192	74	70	106	105	96	100	73	77	69	82	1,447	82	82	1,126	4%
55	991	Algeria	8	8	19	5	28	11	38	92	227	260	192	103	991	130	130	1,113	4%
3,450	1,166	Iraq	272	169	93	66	71	62	58	62	63	73	105	72	1,166	95	95	989	3%
445	945	Serbia	78	89	80	74	51	54	128	135	80	37	61	78	945	21	21	888	3%
2,074	1,037	Iran (Islamic Republic of)	230	146	85	79	56	55	50	70	83	71	67	45	1,037	61	61	868	3%
7,710	8,129	Others	606	621	648	496	546	591	703	799	791	803	817	708	8,129	636	636	8,159	26%
58,880	31,642	Total	3,422	2,566	1,774	1,418	1,561	1,604	2,205	2,471	3,125	3,613	4,004	3,879	31,642	2,698	2,698	30,918	100%

* To conceal the lowest figures, all values between 0 and 4 are replaced by asterisk.

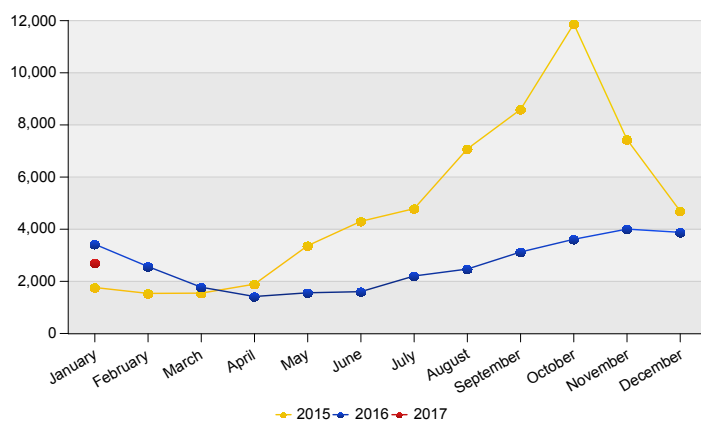
Top Total asylum applications in The Netherlands
January 2017

	Country of citizenship		%
1	Syrian Arab Republic	1,049	39%
2	Eritrea	298	11%
3	Stateless	177	7%
4	Algeria	130	5%
5	Iraq	95	4%
6	Morocco	90	3%
7	Afghanistan	82	3%
8	Georgia	77	3%
9	Iran (Islamic Republic of)	61	2%
10	Albania	59	2%
	Others	580	21%
Total January 2017		2,698	100%

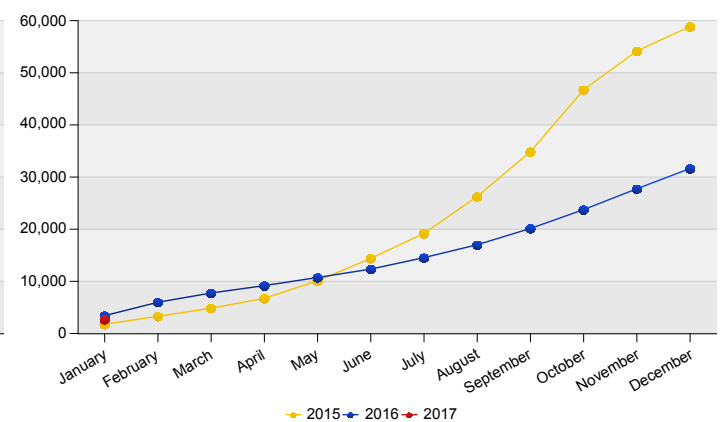
Top Nationalities total applications last twelve months
Period: Feb 2016 - Jan 2017
Number of total asylum applications: 30,918



Total asylum applications in The Netherlands



Cumulative development of total asylum applications in The Netherlands





First asylum applications in The Netherlands

Source: METIS

Top 10 Last thirteen months **first** asylum applications in The Netherlands

Total 2015	Total 2016	Country of citizenship	2016												2017		Last 12 months	Perc	
			Jan	Feb	Mar	Apr	May	Jun	Jul	Aug	Sep	Oct	Nov	Dec	Total **	Jan			Total
18,677	2,158	Syrian Arab Republic	696	335	127	87	100	80	109	109	84	138	106	187	2,158	152	152	1,614	10%
7,359	1,497	Eritrea	91	69	49	57	69	98	178	172	161	193	203	157	1,497	166	166	1,572	9%
1,005	1,664	Albania	227	250	224	132	130	98	154	134	96	65	84	70	1,664	59	59	1,496	9%
80	1,271	Morocco	7	14	8	*	12	22	52	128	282	389	224	129	1,271	88	88	1,352	8%
41	980	Algeria	8	7	19	5	26	11	35	90	224	260	192	103	980	122	122	1,094	6%
436	938	Serbia	78	89	80	74	51	53	127	135	78	36	59	78	938	14	14	874	5%
1,884	884	Iran (Islamic Republic of)	215	129	73	66	45	50	37	59	66	58	54	32	884	49	49	718	4%
2,550	1,026	Afghanistan	383	160	50	49	55	60	54	61	45	33	41	35	1,026	41	41	684	4%
3,009	888	Iraq	254	147	78	36	43	49	45	41	41	52	56	46	888	47	47	681	4%
256	578	Georgia	22	27	59	42	42	40	58	41	38	69	79	61	578	73	73	629	4%
7,796	6,287	Others	537	520	453	336	408	430	527	646	663	636	628	503	6,287	438	438	6,188	37%
43,093	18,171	Total	2,518	1,747	1,220	888	981	991	1,376	1,616	1,778	1,929	1,726	1,401	18,171	1,249	1,249	16,902	100%

* To conceal the lowest figures, all values between 0 and 4 are replaced by asterisk.

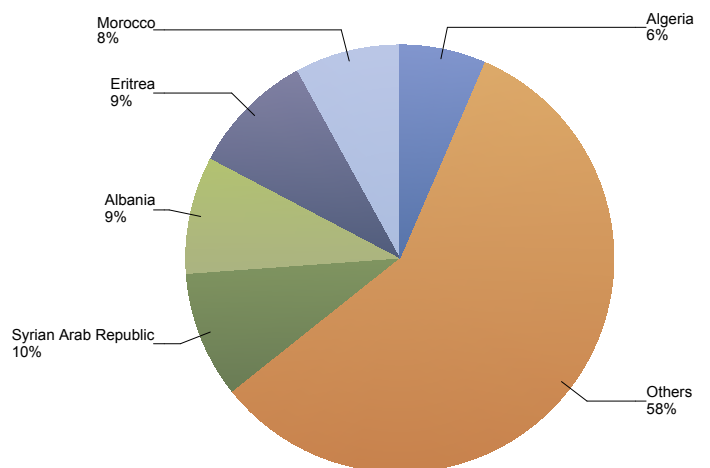
** Analysis of the computerized reporting system has shown that, due to the method of registration and processing in automated reports, some cases may not be included in the figures in this report. The IND is working to adjust its system to remove this discrepancy. Considering the limited size of the discrepancy and to ensure consistency between reports, this report will continue to use the data recorded in the computerized reporting system. The analysis showed that, notwithstanding these figures, the total influx of first asylum applications in 2016 was 18,246.

Top First asylum applications in The Netherlands January 2017

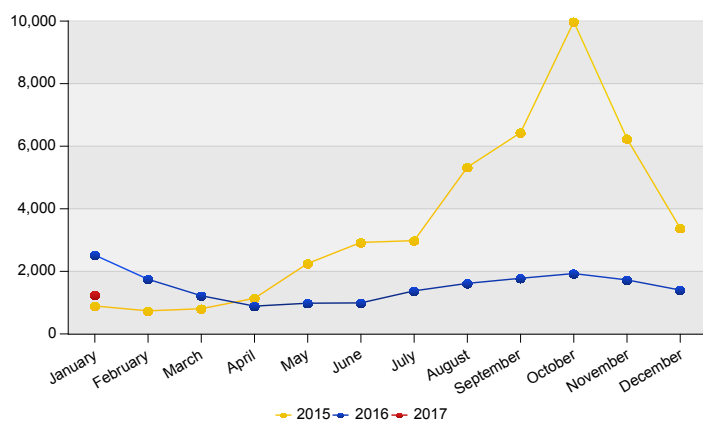
	Country of citizenship		%
1	Eritrea	166	13%
2	Syrian Arab Republic	152	12%
3	Algeria	122	10%
4	Morocco	88	7%
5	Georgia	73	6%
6	Albania	59	5%
7	Iran (Islamic Republic of)	49	4%
8	Iraq	47	4%
9	Afghanistan	41	3%
10	Libyan Arab Jamahiriya	38	3%
	Others	414	33%
Total January 2017		1,249	100%

Top Nationalities first applications last twelve months
Period: Feb 2016 - Jan 2017

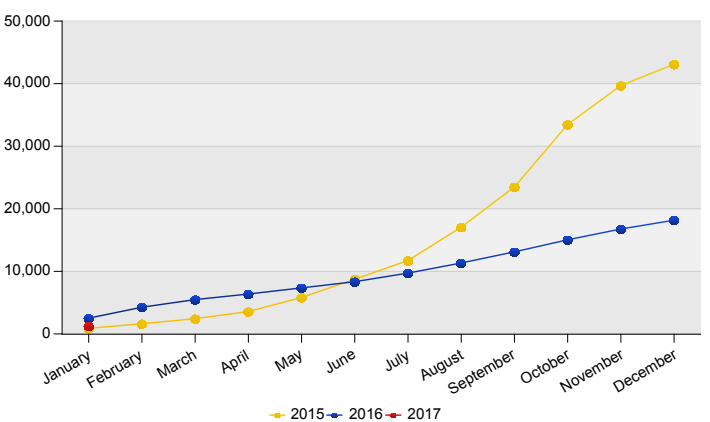
Number of first asylum applications: 16,902



First asylum applications in The Netherlands



Cumulative development of first asylum applications in The Netherlands





Repeated asylum applications in The Netherlands

Source: METIS

Top 10 Last thirteen months repeated asylum applications in The Netherlands

Total 2015	Total 2016	Country of citizenship	2016												2017		Last 12 months	Perc	
			Jan	Feb	Mar	Apr	May	Jun	Jul	Aug	Sep	Oct	Nov	Dec	Total	Jan			Total
311	358	Afghanistan	15	25	17	17	41	39	41	33	24	42	26	38	358	35	35	378	22%
228	156	Iraq	15	12	9	10	18	11	13	12	9	16	20	11	156	29	29	170	10%
139	110	Iran (Islamic Republic of)	7	10	*	8	9	*	13	11	13	10	12	11	110	6	6	109	6%
184	93	Somalia	7	14	13	*	9	6	9	*	9	14	*	*	93	6	6	92	5%
65	75	Nigeria	*	*	9	17	*	5	7	5	*	*	12	5	75	8	8	80	5%
62	61	Eritrea	*	12	5	5	*	5	6	5	*	*	5	7	61	5	5	62	4%
39	46	Armenia	*	*	*	*	*	7	5	*	*	*	10	10	46	13	13	57	3%
123	59	Unknown	7	8	7	7	*	*	*	8	5	5	*	*	59	*	*	55	3%
52	49	Syrian Arab Republic	*	*	*	11	*	8	*	*	*	*	8	*	49	*	*	48	3%
50	45	Sierra Leone	*	7	5	5	*	*	*	*	*	*	7	*	45	*	*	47	3%
689	605	Others	53	42	41	45	42	61	66	67	44	32	46	66	605	66	66	618	36%
1,942	1,657	Total	117	136	113	129	136	151	163	148	117	133	152	162	1,657	176	176	1,716	100%

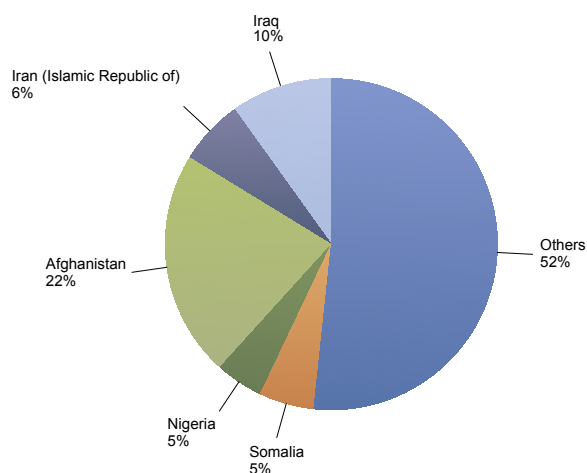
* To conceal the lowest figures, all values between 0 and 4 are replaced by asterisk.

Top Repeated asylum applications in The Netherlands
January 2017

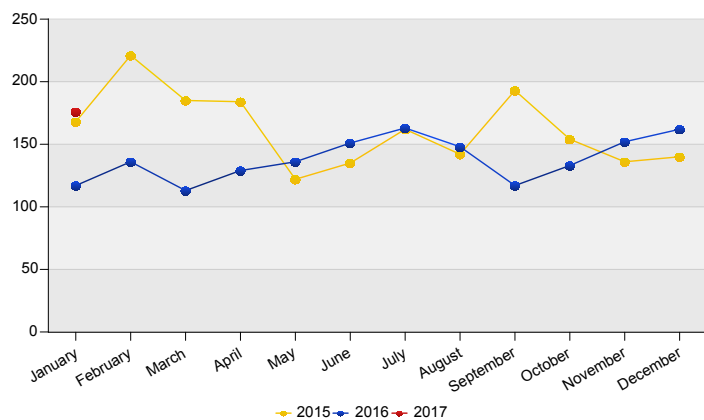
	Country of citizenship		%
1	Afghanistan	35	20%
2	Iraq	29	16%
3	Armenia	13	7%
4	Algeria	8	5%
5	Nigeria	8	5%
6	Serbia	7	4%
	Others	76	43%
Total January 2017		176	100%

Top Nationalities repeated asylum applications last twelve months
Period: Feb 2016 - Jan 2017

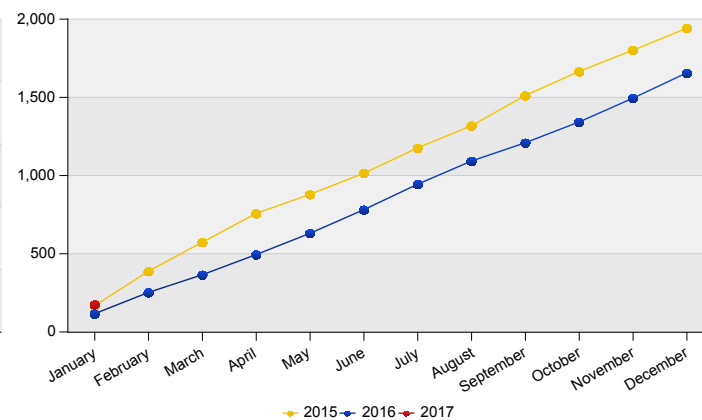
Number of repeated asylum applications: 1,716



Repeated asylum applications in The Netherlands



Cumulative development of repeated asylum applications in The Netherlands





Influx of family reunification in The Netherlands (Council Directive 2003/86/EC Chapter V)
Source: METIS

Top 10 Last thirteen months Influx of family reunification in The Netherlands

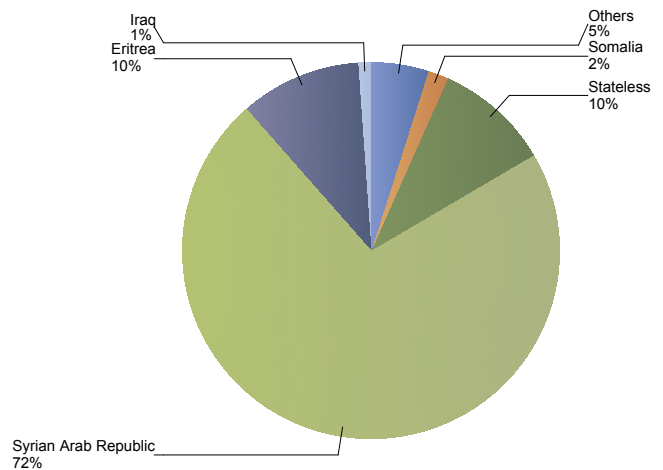
Total 2015	Total 2016	Country of citizenship	2016												2017		Last 12 months	Perc	
			Jan	Feb	Mar	Apr	May	Jun	Jul	Aug	Sep	Oct	Nov	Dec	Total	Jan			Total
8,981	8,397	Syrian Arab Republic	442	408	212	195	256	301	477	475	919	1,173	1,695	1,844	8,397	896	896	8,851	72%
1,013	1,312	Eritrea	164	78	87	70	81	66	105	83	126	135	136	181	1,312	127	127	1,275	10%
2,506	1,139	Stateless	77	111	48	38	34	37	36	75	103	184	207	189	1,139	155	155	1,217	10%
419	249	Somalia	44	15	24	11	*	10	16	33	33	10	19	30	249	10	10	215	2%
213	122	Iraq	*	10	6	20	10	*	*	9	13	5	29	15	122	19	19	138	1%
90	102	Unknown	*	*	14	12	*	21	*	10	6	6	12	15	102	9	9	111	1%
84	63	Afghanistan	5	7	7	*	10	6	*	6	*	*	*	9	63	6	6	64	1%
51	43	Iran (Islamic Republic of)	8	7	9	5	*	*	*	*	*	*	*	*	43	6	6	41	0%
14	33	Sudan	*	*	5	10	*	*	*	*	*	*	*	*	33	*	*	35	0%
27	31	Pakistan	7	*	5	*	8	*	*	*	*	*	5	*	31	10	10	34	0%
447	323	Others	37	41	24	35	34	17	25	14	20	28	18	30	323	33	33	319	3%
13,845	11,814	Total	787	683	441	401	444	462	666	707	1,230	1,551	2,126	2,316	11,814	1,273	1,273	12,300	100%

* To conceal the lowest figures, all values between 0 and 4 are replaced by asterisk.

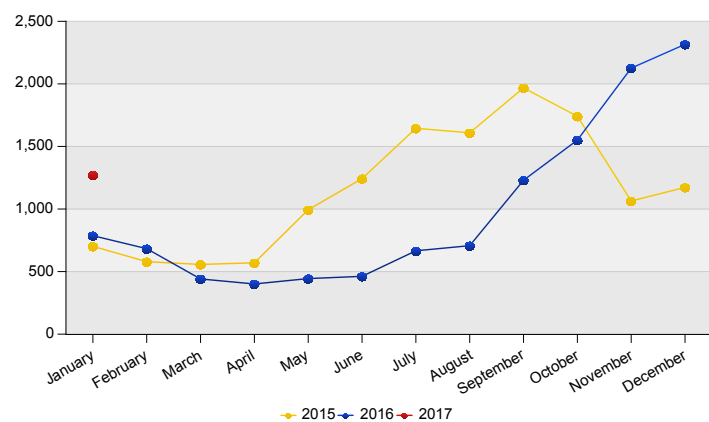
Top Influx of family reunification in The Netherlands
January 2017

Country of citizenship			%
1	Syrian Arab Republic	896	70%
2	Stateless	155	12%
3	Eritrea	127	10%
4	Iraq	19	1%
5	Pakistan	10	1%
6	Somalia	10	1%
	Others	56	4%
Total January 2017		1,273	100%

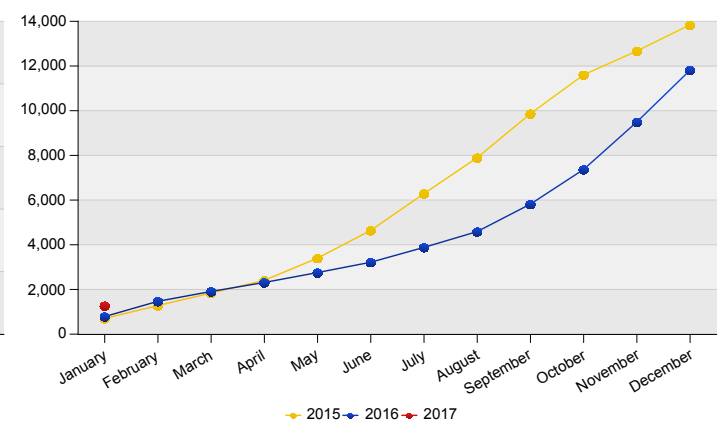
Top Nationalities Influx of family reunification last twelve months
Period: Feb 2016 - Jan 2017
Number of influx family reunification: 12,300



Influx of family reunification in The Netherlands



Cumulative development of Influx of family reunification in The Netherlands





Influx of indicated unaccompanied minor asylum seekers in The Netherlands
Source: METIS

Top 10 Unaccompanied minor asylum applications in The Netherlands

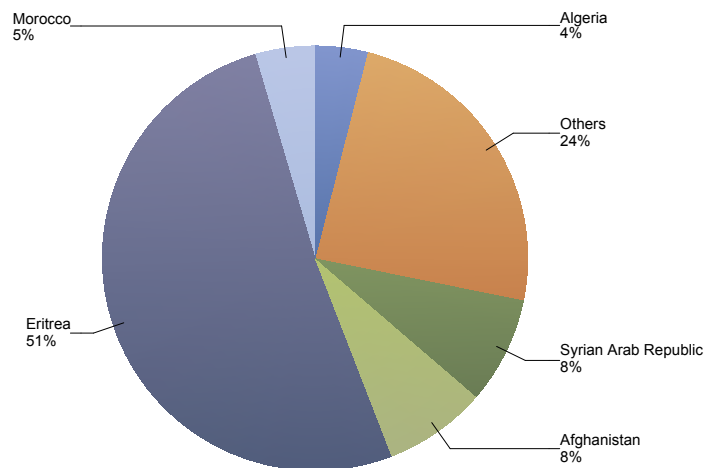
Total 2015	Total 2016	Country of citizenship	2016												2017		Last 12 months	Perc	
			Jan	Feb	Mar	Apr	May	Jun	Jul	Aug	Sep	Oct	Nov	Dec	Total	Jan			Total
1,237	773	Eritrea	26	15	10	15	32	42	92	96	76	114	142	113	773	107	107	854	51%
1,458	181	Syrian Arab Republic	55	33	24	8	*	*	15	5	9	8	7	9	181	9	9	135	8%
533	195	Afghanistan	73	42	15	8	11	9	6	7	7	*	*	9	195	8	8	130	8%
9	68	Morocco	*	*	*	*	*	6	*	7	13	15	7	13	68	8	8	76	5%
*	61	Algeria	*	*	*	*	*	*	*	*	12	16	17	8	61	5	5	66	4%
10	44	Ethiopia	*	*	*	*	*	*	*	12	6	6	10	*	44	*	*	47	3%
23	38	Albania	*	*	*	*	*	*	*	*	*	*	*	14	38	*	*	38	2%
17	36	Unknown	*	*	*	*	*	*	*	7	*	*	5	*	36	*	*	36	2%
26	34	Guinea	9	*	5	*	*	*	*	*	*	*	5	*	34	*	*	28	2%
136	35	Iraq	14	7	*	*	*	*	*	*	*	*	*	*	35	*	*	22	1%
217	28	Stateless	9	8	*	*	*	*	*	*	*	*	*	*	28	*	*	21	1%
192	214	Others	20	12	7	17	23	6	16	17	37	23	27	9	214	17	17	211	13%
3,859	1,707	Total	208	129	71	60	83	78	140	160	169	196	231	182	1,707	165	165	1,664	100%

* To conceal the lowest figures, all values between 0 and 4 are replaced by asterisk.

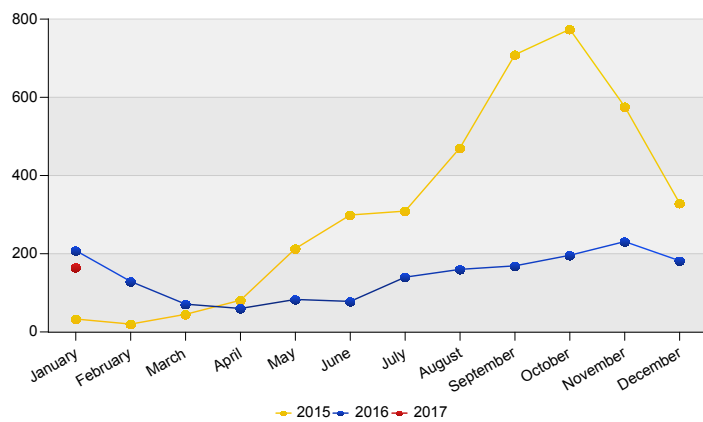
Top Unaccompanied minor asylum applications in The Netherlands
January 2017

	Country of citizenship		%
1	Eritrea	107	65%
2	Syrian Arab Republic	9	5%
3	Afghanistan	8	5%
4	Morocco	8	5%
5	Algeria	5	3%
6	Ethiopia	*	2%
7	Guinea	*	2%
8	Sudan	*	2%
	Others	19	12%
Total January 2017		165	100%

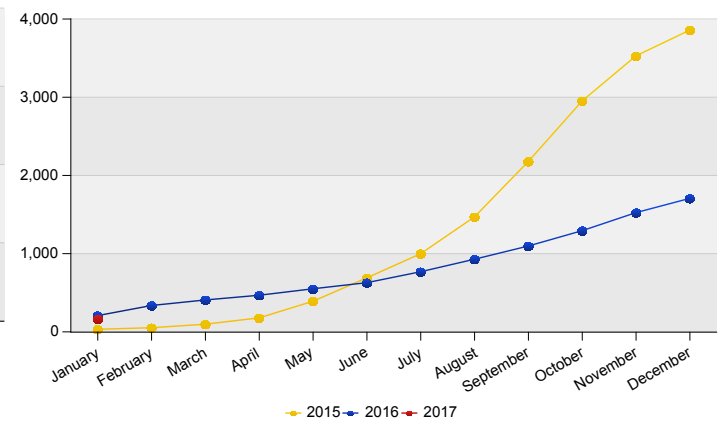
Top Nationalities unaccompanied minor asylum applications last twelve months
Period: Feb 2016 - Jan 2017
Number of unaccompanied minor asylum applications: 1,664



Unaccompanied minor asylum applications in The Netherlands



Cumulative development of Unaccompanied minor asylum applications in The Netherlands





Monthly First Asylum Applications in The Netherlands in 2017

Source: METiS

Country of citizenships	Feb	Jan	Total 2017	Total 2016	Total 2015
Afghanistan	29	41	70	1,026	2,550
Albania	45	59	104	1,664	1,005
Algeria	95	122	217	980	41
Angola	*	*	*	15	14
Argentina	*	*	*	*	*
Armenia	*	8	12	48	76
Azerbaijan	*	14	18	66	33
Bangladesh	*	*	*	21	32
Belarus	*	*	*	21	44
Belgium	*	*	*	*	*
Benin	*	*	*	7	*
Bosnia and Herzegovina	6	14	20	295	121
Brazil	*	*	*	*	5
Bulgaria	*	*	*	*	*
Burkina Faso	*	*	*	11	*
Burundi	*	*	*	24	23
Cameroon	*	*	6	18	27
Cape Verde	*	*	*	*	*
Central African Republic	*	*	*	*	*
Chad	*	*	*	5	6
China (including Hong Kong)	7	*	10	97	206
Colombia	6	*	7	36	7
Congo, the Democratic Republic of the	*	*	*	*	*
Congo, the Republic of the	*	*	5	50	41
Cote d'Ivoire	*	*	6	30	16
Croatia	*	*	*	5	*
Cuba	6	*	10	23	9
Djibouti	*	*	*	*	*
Dominican Republic	*	*	*	*	*
Egypt	12	13	25	112	71
El Salvador	*	*	*	19	*
Eritrea	102	166	268	1,497	7,359
Ethiopia	13	14	27	156	133
France	*	*	*	7	5
Gabon	*	*	*	*	*
Gambia	11	12	23	131	55
Georgia	82	71	153	578	256
Germany	*	*	*	*	*
Ghana	7	*	11	15	23
Greece	*	*	*	*	6
Guinea	19	10	29	111	79
Guinea-Bissau	5	*	9	11	*
Guyana	*	*	*	*	*
Haiti	*	*	*	*	*
Honduras	*	*	*	7	8
India	*	*	*	45	12
Indonesia	*	*	*	*	*



Monthly First Asylum Applications in The Netherlands in 2017

Source: METiS

Country of citizenships	Feb	Jan	Total 2017	Total 2016	Total 2015
Iran (Islamic Republic of)	36	49	85	884	1,884
Iraq	57	47	104	888	3,009
Israel	*	*	*	*	*
Italy	*	*	*	5	*
Jamaica	6	*	8	34	68
Jordan	*	*	6	27	9
Kazakhstan	*	*	*	23	19
Kenya	*	*	*	6	8
Korea, Democratic People's Republic of	*	*	*	*	*
Korea, Republic of	*	*	*	*	*
Kosovo / UNSCR 1244	*	7	9	465	685
Kuwait	*	*	*	8	12
Kyrgyzstan	*	*	*	9	6
Latvia	*	*	*	*	*
Lebanon	*	7	11	55	70
Liberia	*	*	*	11	5
Libyan Arab Jamahiriya	34	38	72	341	69
Lithuania	*	*	*	*	*
Madagascar	*	*	*	*	*
Malawi	*	*	*	*	*
Malaysia	*	*	*	*	*
Maldives	*	*	*	*	*
Mali	*	*	8	26	11
Mauritania	*	*	*	11	*
Mexico	*	*	*	*	*
Moldova, Republic of	*	*	8	15	8
Mongolia	*	*	*	403	363
Montenegro	*	*	*	25	9
Morocco	92	87	179	1,271	80
Mozambique	*	*	*	6	*
Myanmar	6	*	6	55	37
Nepal	*	*	*	13	27
Netherlands	*	*	*	13	*
Nicaragua	*	*	*	*	*
Niger	*	*	*	*	*
Nigeria	19	22	41	197	212
Oman	*	*	*	*	*
Pakistan	6	11	17	161	156
Palestinian Territory, Occupied	6	*	8	30	80
Peru	*	*	*	*	*
Philippines	*	*	*	*	*
Poland	*	*	*	8	*
Portugal	*	*	*	7	*
Romania	*	*	*	7	*
Russian Federation	10	7	17	124	124
Rwanda	*	*	*	15	10
Saudi Arabia	*	*	*	11	*



Monthly First Asylum Applications in The Netherlands in 2017

Source: METiS

Country of citizenships	Feb	Jan	Total 2017	Total 2016	Total 2015
Senegal	5	6	11	47	20
Serbia	32	14	46	938	436
Sierra Leone	*	7	9	33	38
Somalia	9	14	23	157	263
South Africa	*	*	*	10	17
South Sudan	*	*	*	*	*
Spain	*	*	*	*	*
Sri Lanka	*	*	5	28	37
Stateless	11	20	31	310	2,399
Sudan	13	17	30	191	234
Suriname	*	*	*	8	5
Sweden	*	*	*	*	*
Syrian Arab Republic	139	153	292	2,158	18,677
Tajikistan	6	*	8	19	28
Tanzania, United Republic of	*	*	*	10	*
Thailand	*	*	*	*	*
the former Yugoslav Republic of Macedonia	17	7	24	430	111
Togo	*	*	*	*	9
Trinidad and Tobago	*	*	*	22	9
Tunisia	39	11	50	205	25
Turkey	51	20	71	235	56
Uganda	8	6	14	87	113
Ukraine	8	13	21	317	716
United Kingdom	*	*	*	*	*
United States of America	*	5	5	5	16
Unknown	31	36	67	457	432
Uzbekistan	*	*	*	6	5
Venezuela	*	11	15	27	*
Viet Nam	*	*	*	61	64
Yemen	9	10	19	45	52
Zambia	*	*	*	*	8
Zimbabwe	*	*	*	12	8
Other	*	*	*	*	19
Totaal	1,162	1,245	2,407	18,171	43,093

* To conceal the lowest figures, all values between 0 and 4 are replaced by asterisk.

Selection criterion for this table: all nationalities with at least 1 application in the current year.