



Immigratie- en Naturalisatiedienst  
*Ministerie van Justitie en Veiligheid*

## **Asylum Trends**

Monthly Report on Asylum Applications in The Netherlands

February 2020

## Colophon

<b>Title</b>	Asylum Trends
<b>Subtitle</b>	Monthly Report on Asylum Applications in The Netherlands Recent trends
<b>Author</b>	Ministry of Justice and Security Immigration and Naturalisation Service (IND) IND Business Information Centre (BIC) Rijnstraat 8   2515 XP Den Haag Postbus 16275   2500 BG Den Haag

Migratie in beweging



EUROPESE UNIE  
Het Fonds voor asiel,  
migratie en integratie

# Contents

<i>Colophon</i>	2
-----------------	---

## **Asylum applications in The Netherlands**

Total asylum applications in The Netherlands	4
First asylum applications in The Netherlands	5
Repeated asylum applications in The Netherlands	6
Family reunification in The Netherlands	7
Unaccompanied minor asylum seekers in The Netherlands	8
Monthly first asylum applications in The Netherlands	9

## **Appendix**

Appendix: Relocation and Resettlement

Appendix: Eurostat

**Total asylum influx in The Netherlands (first applications, repeated applications, family reunification influx)**  
Source: METIS

Top 10 Last thirteen months **total** asylum applications in The Netherlands

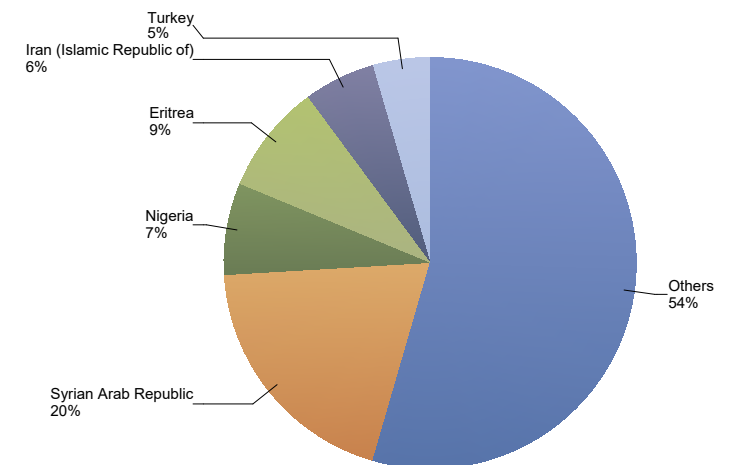
Total 2018	Total 2019	Country of citizenship	2019												2020			Last 12 months	Perc
			Feb	Mar	Apr	May	Jun	Jul	Aug	Sep	Oct	Nov	Dec	Total	Jan	Feb	Total		
5.203	5.199	Syrian Arab Republic	271	320	337	288	392	423	417	604	601	499	721	4.873	677	490	1.167	5.769	20%
3.953	2.365	Eritrea	237	127	122	162	272	299	165	211	186	191	245	2.217	305	255	560	2.540	9%
659	2.206	Nigeria	164	216	231	254	218	243	188	189	128	125	124	2.080	108	99	207	2.123	7%
2.422	1.857	Iran (Islamic Republic of)	206	184	220	183	161	132	145	125	99	90	1.670	110	79	189	1.653	6%	
1.382	1.357	Turkey	112	92	124	102	105	174	112	100	125	71	128	1.245	92	108	200	1.333	5%
1.336	1.317	Algeria	110	112	124	68	82	87	84	126	145	124	114	1.176	153	98	251	1.317	4%
1.163	1.191	Morocco	105	102	106	90	97	112	95	93	105	67	93	1.065	112	80	192	1.152	4%
852	1.222	Moldova, Republic of	71	179	71	62	25	13	82	66	203	367	5	1.144	*	*	5	1.078	4%
1.207	893	Afghanistan	61	72	67	95	58	75	91	84	75	59	87	824	112	74	186	949	3%
1.588	1.015	Iraq	99	93	90	90	108	86	56	77	55	78	87	919	75	53	128	948	3%
10.615	10.813	Others	841	920	844	800	831	987	912	954	944	888	890	9.811	856	796	1.652	10.622	36%
<b>30.380</b>	<b>29.435</b>	<b>Total</b>	<b>2.277</b>	<b>2.417</b>	<b>2.336</b>	<b>2.194</b>	<b>2.349</b>	<b>2.631</b>	<b>2.347</b>	<b>2.629</b>	<b>2.692</b>	<b>2.568</b>	<b>2.584</b>	<b>27.024</b>	<b>2.601</b>	<b>2.136</b>	<b>4.737</b>	<b>29.484</b>	<b>100%</b>

\* To conceal the lowest figures, all values between 0 and 4 are replaced by asterisk.

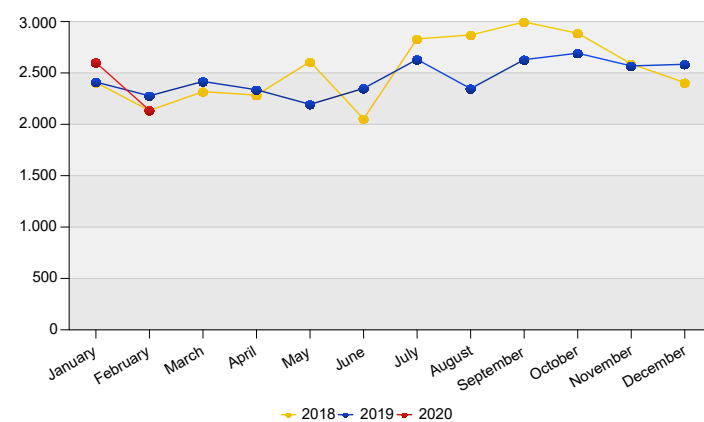
Top Total asylum applications in The Netherlands  
February 2020

	Country of citizenship		%
1	Syrian Arab Republic	490	23%
2	Eritrea	255	12%
3	Turkey	108	5%
4	Nigeria	99	5%
5	Algeria	98	5%
6	Morocco	80	4%
7	Iran (Islamic Republic of)	79	4%
8	Afghanistan	74	3%
9	Yemen	65	3%
10	Iraq	53	2%
	Others	735	34%
<b>Total February 2020</b>		<b>2.136</b>	<b>100%</b>

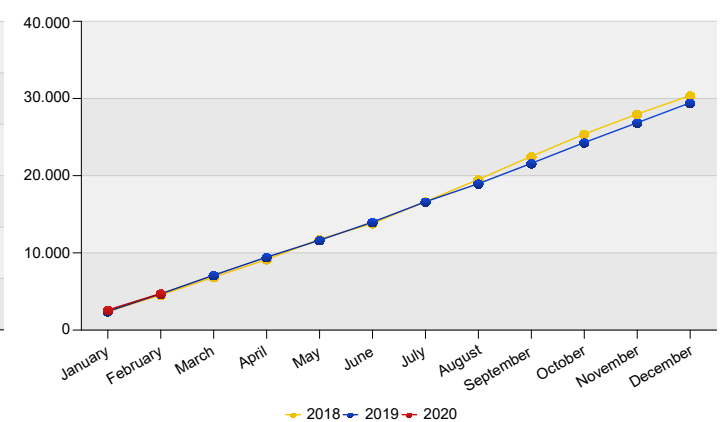
Top Nationalities total applications last twelve months  
Period: Mar 2019 - Feb 2020  
Number of total asylum applications: 29.484



Total asylum applications in The Netherlands



Cumulative development of total asylum applications in The Netherlands



**First asylum applications in The Netherlands**  
Source: METIS

Top 10 Last thirteen months **first** asylum applications in The Netherlands

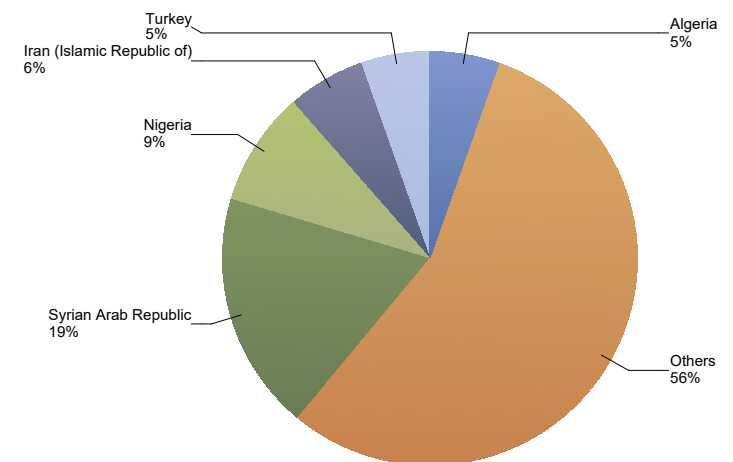
Total 2018	Total 2019 **	Country of citizenship	2019												2020			Last 12 months	Perc
			Feb	Mar	Apr	May	Jun	Jul	Aug	Sep	Oct	Nov	Dec	Total	Jan	Feb	Total		
2.956	3.675	Syrian Arab Republic	160	211	247	196	281	302	344	466	401	343	520	3.471	562	317	879	4.190	19%
558	2.102	Nigeria	158	204	227	242	207	236	177	176	121	120	114	1.982	99	85	184	2.008	9%
1.869	1.534	Iran (Islamic Republic of)	163	150	186	147	134	106	131	107	105	83	66	1.378	87	58	145	1.360	6%
1.301	1.251	Turkey	101	87	116	90	97	154	106	86	113	68	123	1.141	83	96	179	1.219	5%
1.267	1.211	Algeria	99	109	107	58	75	71	77	122	131	121	111	1.081	144	92	236	1.218	5%
831	1.207	Moldova, Republic of	71	179	71	58	22	13	82	66	203	365	5	1.135	*	*	5	1.069	5%
1.066	1.062	Morocco	97	91	90	79	83	92	85	86	93	60	85	941	102	75	177	1.021	5%
678	870	Unknown	57	85	30	61	73	101	62	88	105	64	80	806	74	41	115	864	4%
528	645	Yemen	47	61	58	36	31	52	42	53	63	54	88	585	51	31	82	620	3%
737	621	Iraq	56	43	52	53	57	69	33	50	41	56	54	564	61	30	91	599	3%
8.562	8.355	Others	649	654	678	624	623	763	741	732	716	739	688	7.607	703	685	1.388	8.346	37%
<b>20.353</b>	<b>22.533</b>	<b>Total</b>	<b>1.658</b>	<b>1.874</b>	<b>1.862</b>	<b>1.644</b>	<b>1.683</b>	<b>1.959</b>	<b>1.880</b>	<b>2.032</b>	<b>2.092</b>	<b>2.073</b>	<b>1.934</b>	<b>20.691</b>	<b>1.967</b>	<b>1.514</b>	<b>3.481</b>	<b>22.514</b>	<b>100%</b>

\* To conceal the lowest figures, all values between 0 and 4 are replaced by asterisk.

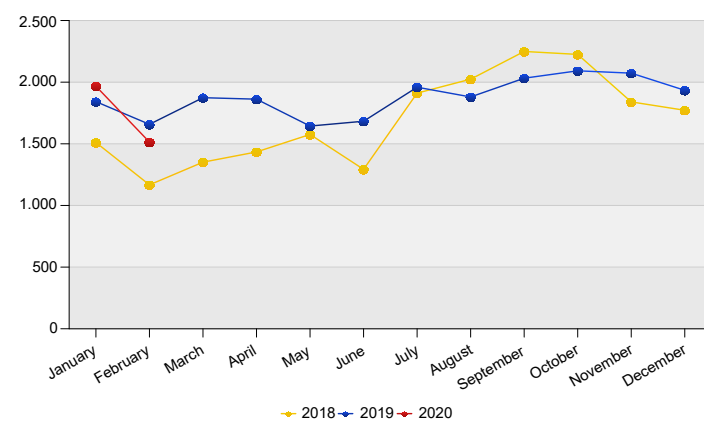
Top First asylum applications in The Netherlands February 2020

	Country of citizenship		%
1	Syrian Arab Republic	317	21%
2	Turkey	96	6%
3	Algeria	92	6%
4	Nigeria	85	6%
5	Morocco	75	5%
6	Iran (Islamic Republic of)	58	4%
7	Eritrea	47	3%
8	Afghanistan	41	3%
9	Pakistan	41	3%
10	Unknown	41	3%
11	Georgia	34	2%
12	Colombia	32	2%
	Others	555	37%
<b>Total February 2020</b>		<b>1.514</b>	<b>100%</b>

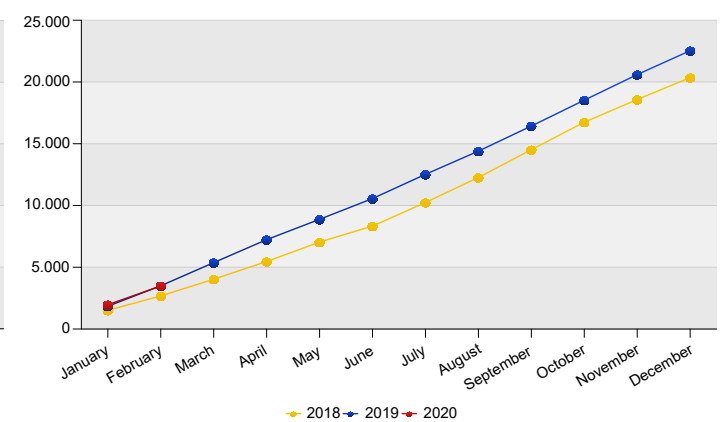
Top Nationalities first applications last twelve months  
Period: Mar 2019 - Feb 2020  
Number of first asylum applications: 22.514



First asylum applications in The Netherlands



Cumulative development of first asylum applications in The Netherlands



**Repeated asylum applications in The Netherlands**  
Source: METIS

Top 10 Last thirteen months repeated asylum applications in The Netherlands

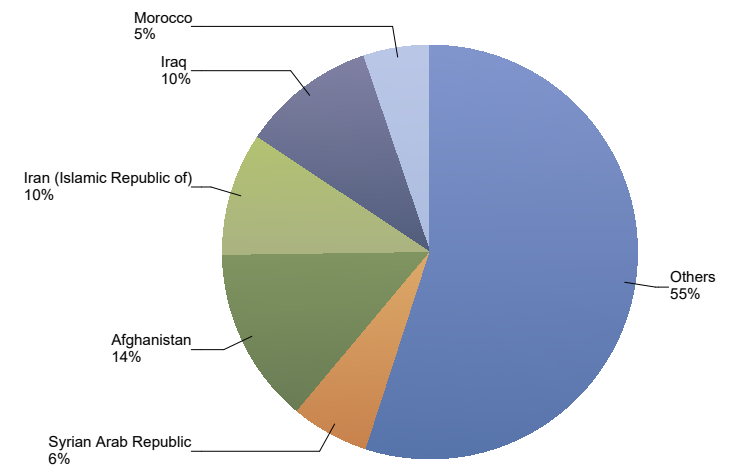
Total 2018	Total 2019	Country of citizenship	2019												2020			Last 12 months	Perc
			Feb	Mar	Apr	May	Jun	Jul	Aug	Sep	Oct	Nov	Dec	Total	Jan	Feb	Total		
634	354	Afghanistan	29	39	37	44	33	40	23	14	25	13	17	314	29	24	53	338	14%
658	303	Iraq	42	44	32	27	32	12	17	21	9	19	16	271	12	16	28	257	10%
432	261	Iran (Islamic Republic of)	37	29	32	33	22	16	7	16	18	12	13	235	20	18	38	236	10%
110	161	Syrian Arab Republic	11	27	18	15	11	14	6	*	17	11	13	147	6	8	14	150	6%
95	127	Morocco	8	11	16	11	14	20	10	7	12	5	8	122	10	5	15	129	5%
92	95	Nigeria	6	11	*	12	8	7	9	13	7	5	9	89	9	14	23	106	4%
68	106	Algeria	11	*	17	10	7	16	7	*	14	*	*	95	9	6	15	99	4%
105	85	Eritrea	5	10	7	11	12	*	*	*	7	*	9	74	6	10	16	85	3%
103	67	Somalia	*	8	5	9	8	6	*	8	*	*	5	60	*	*	8	65	3%
62	62	Libyan Arab Jamahiriya	9	8	*	16	7	*	*	*	5	*	*	57	*	*	7	55	2%
1.205	1.102	Others	117	122	88	105	95	75	64	81	82	57	75	961	58	44	102	946	38%
3.564	2.723	Total	278	312	258	293	249	213	149	173	199	133	168	2.425	167	152	319	2.466	100%

\* To conceal the lowest figures, all values between 0 and 4 are replaced by asterisk.

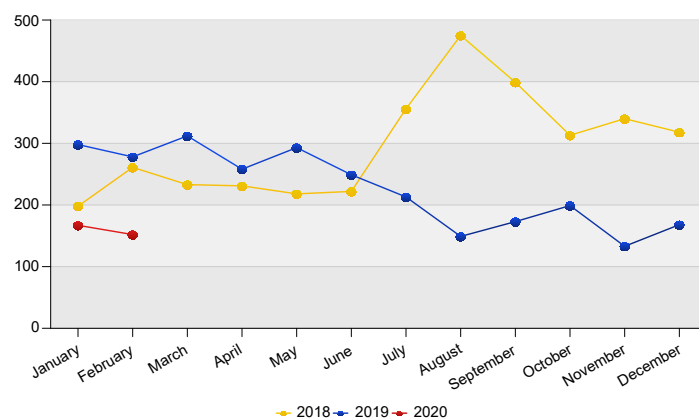
Top Repeated asylum applications in The Netherlands February 2020

Country of citizenship	%
1 Afghanistan	24 16%
2 Iran (Islamic Republic of)	18 12%
3 Iraq	16 11%
4 Nigeria	14 9%
5 Eritrea	10 7%
Others	70 46%
<b>Total February 2020</b>	<b>152 100%</b>

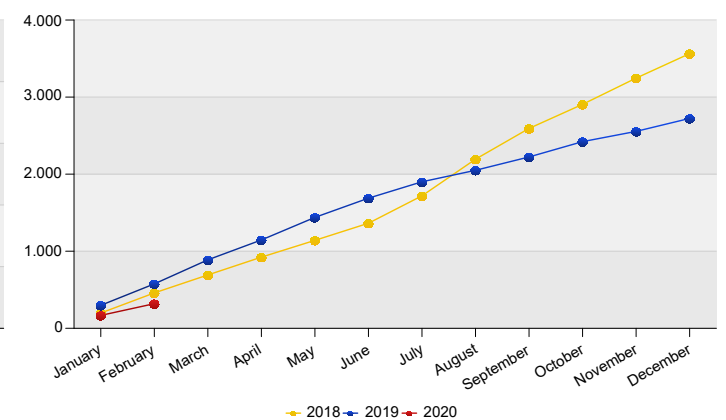
Top Nationalities repeated asylum applications last twelve months  
Period: Mar 2019 - Feb 2020  
Number of repeated asylum applications: 2.466



Repeated asylum applications in The Netherlands



Cumulative development of repeated asylum applications in The Netherlands



**Influx of family reunification in The Netherlands (Council Directive 2003/86/EC Chapter V)**  
Source: METIS

Top 10 Last thirteen months Influx of family reunification in The Netherlands

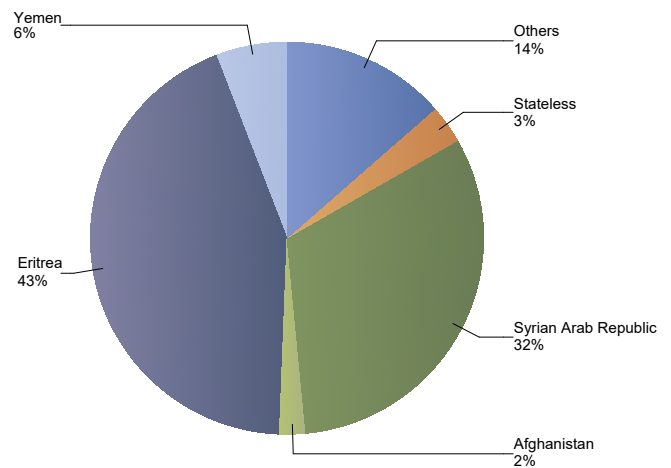
Total 2018	Total 2019	Country of citizenship	2019												2020			Last 12 months	Perc
			Feb	Mar	Apr	May	Jun	Jul	Aug	Sep	Oct	Nov	Dec	Total	Jan	Feb	Total		
2.564	1.779	Eritrea	179	74	84	110	225	248	129	165	124	144	196	1.678	262	198	460	1.959	43%
2.137	1.363	Syrian Arab Republic	100	82	72	77	100	107	67	134	183	145	188	1.255	109	165	274	1.429	32%
129	201	Yemen	*	11	7	13	21	22	25	40	20	21	16	200	36	33	69	265	6%
238	142	Stateless	19	8	7	5	14	16	17	*	20	16	13	139	9	14	23	143	3%
248	102	Afghanistan	9	10	*	15	*	6	10	20	*	7	8	92	5	9	14	97	2%
193	91	Iraq	*	6	6	10	19	5	6	6	5	*	17	84	*	7	9	92	2%
52	76	Turkey	*	*	7	7	6	17	5	8	11	*	*	74	6	9	15	87	2%
73	68	Pakistan	*	6	*	7	*	13	19	13	*	5	*	66	*	7	7	73	2%
121	62	Iran (Islamic Republic of)	6	5	*	*	5	10	7	*	*	*	11	57	*	*	6	57	1%
178	54	Somalia	*	*	8	*	*	*	5	7	7	*	9	47	7	*	10	55	1%
530	241	Others	19	23	22	8	22	15	28	25	23	11	20	216	28	22	50	247	5%
6.463	4.179	<b>Total</b>	<b>341</b>	<b>231</b>	<b>216</b>	<b>257</b>	<b>417</b>	<b>459</b>	<b>318</b>	<b>424</b>	<b>401</b>	<b>362</b>	<b>482</b>	<b>3.908</b>	<b>467</b>	<b>470</b>	<b>937</b>	<b>4.504</b>	<b>100%</b>

\* To conceal the lowest figures, all values between 0 and 4 are replaced by asterisk.

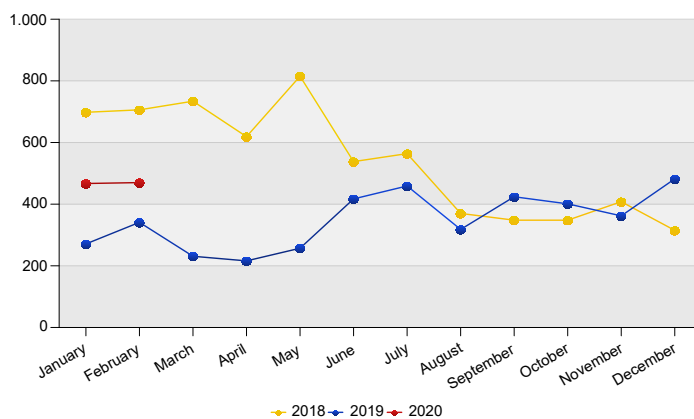
Top Influx of family reunification in The Netherlands February 2020

Country of citizenship		%
1 Eritrea	198	42%
2 Syrian Arab Republic	165	35%
3 Yemen	33	7%
4 Stateless	14	3%
5 Afghanistan	9	2%
6 Turkey	9	2%
Others	42	9%
<b>Total February 2020</b>	<b>470</b>	<b>100%</b>

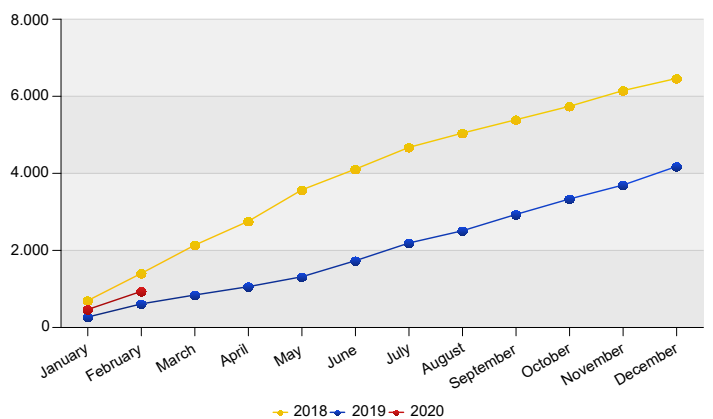
Top Nationalities Influx of family reunification last twelve months  
Period: Mar 2019 - Feb 2020  
Number of influx family reunification: 4.504



Influx of family reunification in The Netherlands



Cumulative development of Influx of family reunification in The Netherlands



**Influx of indicated unaccompanied minor asylum seekers in The Netherlands**  
Source: METIS

Top 10 Unaccompanied minor asylum applications in The Netherlands

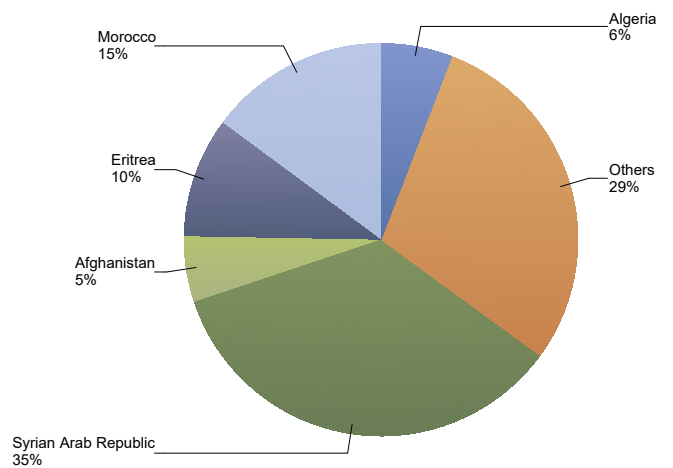
Total 2018	Total 2019	Country of citizenship	2019												2020			Last 12 months	Perc
			Feb	Mar	Apr	May	Jun	Jul	Aug	Sep	Oct	Nov	Dec	Total	Jan	Feb	Total		
172	308	Syrian Arab Republic	12	20	17	11	22	26	31	41	28	28	56	292	60	28	88	368	35%
145	163	Morocco	13	15	13	10	12	14	24	7	16	8	13	145	12	13	25	157	15%
428	111	Eritrea	9	6	7	6	15	8	6	5	18	7	15	102	8	*	11	104	10%
55	68	Algeria	*	10	*	*	*	*	*	*	7	5	14	52	8	6	14	62	6%
31	56	Afghanistan	*	5	*	*	*	*	6	10	8	7	7	53	*	7	8	57	5%
69	64	Iraq	13	7	5	5	*	5	*	*	5	6	*	53	8	5	13	53	5%
26	35	Unknown	*	*	*	*	*	*	*	*	5	*	*	30	5	*	6	34	3%
14	26	Somalia	*	*	*	*	*	*	*	5	*	*	*	20	*	*	*	22	2%
12	23	Yemen	*	*	*	*	*	*	*	*	*	*	*	22	*	*	*	22	2%
28	23	Gambia	*	*	*	*	*	*	*	*	*	5	*	22	*	*	*	20	2%
55	25	Guinea	5	*	*	*	*	*	*	*	*	*	*	22	*	*	*	20	2%
190	144	Others	13	7	12	10	12	12	7	11	16	10	16	126	16	8	24	137	13%
1.225	1.046	Total	84	76	67	51	77	79	90	90	107	85	133	939	125	76	201	1.056	100%

\* To conceal the lowest figures, all values between 0 and 4 are replaced by asterisk.

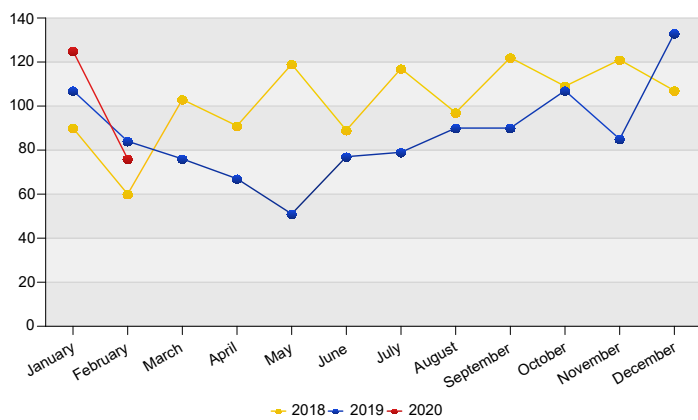
Top Unaccompanied minor asylum applications in The Netherlands February 2020

Country of citizenship		%
1 Syrian Arab Republic	28	37%
2 Morocco	13	17%
3 Afghanistan	7	9%
4 Algeria	6	8%
5 Iraq	5	7%
Others	17	22%
<b>Total February 2020</b>	<b>76</b>	<b>100%</b>

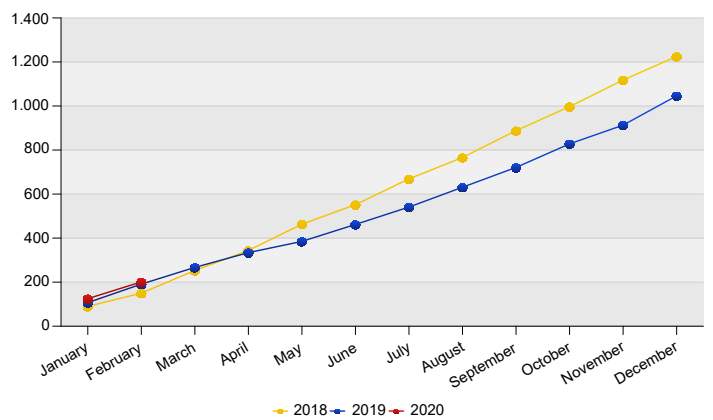
Top Nationalities unaccompanied minor asylum applications last twelve months  
Period: Mar 2019 - Feb 2020  
Number of unaccompanied minor asylum applications: 1.056



Unaccompanied minor asylum applications in The Netherlands



Cumulative development of Unaccompanied minor asylum applications in The Netherlands







## Monthly First Asylum Applications in The Netherlands in 2020

Source: METiS

Country of citizenships	Jan	Feb	2019	2020	Total 2018	Total 2017
Afghanistan	78	41	437	119	325	322
Albania	5	23	192	28	551	365
Algeria	144	92	1.211	236	1.267	891
Angola	*	*	56	7	30	27
Argentina	*	*	*	*	*	*
Armenia	5	7	72	12	62	109
Australia	*	*	*	*	*	*
Austria	*	*	*	*	*	*
Azerbaijan	34	26	375	60	239	113
Bahrain	*	*	*	*	5	8
Bangladesh	5	*	20	8	22	18
Belarus	7	7	165	14	252	103
Belgium	*	*	*	*	*	*
Benin	*	*	*	*	11	13
Bosnia and Herzegovina	*	*	72	*	49	67
Brazil	*	*	8	*	7	10
Bulgaria	*	*	*	*	*	*
Burkina Faso	*	*	8	*	6	8
Burundi	*	*	*	*	11	29
Cambodia	*	*	*	*	*	*
Cameroon	*	*	49	7	28	39
Canada	*	*	*	*	*	*
Cape Verde	*	*	*	*	*	*
Central African Republic	*	*	*	*	*	*
Chad	*	*	22	*	36	30
Chile	*	*	*	*	*	*
China (including Hong Kong)	14	9	155	23	164	149
Colombia	16	32	158	48	44	36
Comoros	*	*	*	*	*	*
Congo, the Democratic Republic of the	*	*	10	*	14	13
Congo, the Republic of the	*	*	43	*	27	43
Costa Rica	*	*	*	*	*	*
Cote d'Ivoire	6	*	49	10	51	41
Croatia	*	*	*	*	*	*
Cuba	*	*	18	*	162	256
Czech Republic	5	*	*	5	*	*
Djibouti	*	*	*	*	5	*
Dominica	*	*	*	*	*	*
Dominican Republic	*	*	9	*	7	9
East Timor	*	*	8	*	*	*
Ecuador	*	*	*	*	*	*
Egypt	19	9	190	28	149	178
El Salvador	6	8	34	14	21	18
Eritrea	37	47	501	84	1.284	1.095
Estonia	*	*	*	*	*	*
Ethiopia	10	*	92	13	54	124
France	*	*	7	*	*	*



## Monthly First Asylum Applications in The Netherlands in 2020

Source: METiS

Country of citizenships	Jan	Feb	2019	2020	Total 2018	Total 2017
Gabon	*	*	*	*	*	*
Gambia	30	30	539	60	351	214
Georgia	21	34	326	55	350	487
Germany	*	*	9	*	5	*
Ghana	6	*	89	10	80	39
Greece	*	*	5	*	*	*
Grenada	*	*	*	*	*	*
Guatemala	*	*	*	*	*	*
Guinea	16	15	195	31	242	330
Guinea-Bissau	*	*	28	*	17	29
Guyana	*	*	*	*	*	*
Haiti	*	*	7	*	*	*
Honduras	*	*	10	*	7	12
Hungary	*	*	*	*	*	*
India	5	*	49	6	49	37
Indonesia	*	*	8	*	8	*
Iran (Islamic Republic of)	87	58	1.534	145	1.869	718
Iraq	61	30	621	91	737	724
Israel	*	*	*	*	6	6
Italy	*	*	7	*	*	*
Jamaica	*	*	19	*	16	14
Japan	*	*	*	*	*	*
Jordan	21	7	116	28	74	34
Kazakhstan	*	*	36	*	17	15
Kenya	*	*	5	*	17	10
Korea, Democratic People's Republic of	*	*	*	*	*	*
Korea, Republic of	*	*	*	*	*	*
Kosovo / UNSCR 1244	11	*	56	13	36	36
Kuwait	*	*	6	*	*	6
Kyrgyzstan	*	*	16	*	10	9
Latvia	*	*	*	*	*	*
Lebanon	6	25	119	31	71	61
Liberia	*	*	29	*	22	15
Libyan Arab Jamahiriya	36	17	304	53	462	357
Lithuania	*	*	*	*	*	*
Madagascar	*	*	*	*	*	*
Maldives	*	*	*	*	*	*
Mali	5	5	42	10	37	60
Mauritania	*	*	12	*	10	18
Mauritius	*	*	*	*	*	*
Mexico	*	5	5	5	*	5
Moldova, Republic of	*	*	1.207	5	831	342
Mongolia	*	*	14	*	23	19
Montenegro	*	*	21	*	*	5
Morocco	102	75	1.062	177	1.066	977
Myanmar	*	11	28	13	32	28
Namibia	*	*	*	*	*	*



## Monthly First Asylum Applications in The Netherlands in 2020

Source: METiS

Country of citizenships	Jan	Feb	2019	2020	Total 2018	Total 2017
Nauru	*	*	*	*	*	*
Nepal	*	*	8	*	*	*
Netherlands	*	*	*	*	8	7
Nicaragua	*	*	37	*	30	*
Niger	*	*	56	7	24	13
Nigeria	99	85	2.102	184	558	245
Norway	*	*	*	*	*	*
Oman	*	*	*	*	*	*
Pakistan	42	41	397	83	309	181
Palestinian Territory, Occupied	*	*	40	*	79	74
Peru	*	*	11	7	*	*
Philippines	*	*	*	*	*	*
Poland	*	*	*	*	*	*
Portugal	*	*	*	*	*	*
Qatar	*	*	*	*	*	*
Republic of North Macedonia	23	21	264	44	*	*
Russian Federation	24	19	398	43	294	316
Rwanda	*	*	5	*	20	*
Saint Lucia	*	*	*	*	*	*
Saint Vincent and the Grenadines	*	*	*	*	*	*
Saudi Arabia	*	*	19	6	10	6
Senegal	12	*	107	16	62	81
Serbia	16	25	326	41	125	174
Sierra Leone	*	5	111	9	88	67
Slovak Republic	*	*	*	*	*	*
Somalia	15	15	222	30	133	124
South Africa	*	*	9	*	5	12
South Sudan	*	*	5	*	*	*
Spain	*	*	*	*	*	7
Sri Lanka	*	6	56	6	30	46
Stateless	6	*	38	8	49	120
Sudan	21	17	199	38	249	260
Suriname	*	*	*	*	6	8
Swaziland	*	*	*	*	*	*
Sweden	*	*	*	*	*	*
Syrian Arab Republic	562	317	3.675	879	2.956	2.202
Taiwan	*	*	*	*	*	*
Tajikistan	7	5	109	12	178	59
Tanzania, United Republic of	*	*	14	*	6	14
Thailand	*	*	*	*	*	*
the former Yugoslav Republic of Macedonia	*	*	30	*	92	112
Togo	*	*	11	*	7	10
Trinidad and Tobago	*	*	13	*	23	34
Tunisia	21	24	296	45	387	172
Turkey	83	96	1.251	179	1.301	481
Turkmenistan	*	*	5	*	10	*
Uganda	8	10	220	18	145	72



## Monthly First Asylum Applications in The Netherlands in 2020

Source: METiS

Country of citizenships	Jan	Feb	2019	2020	Total 2018	Total 2017
Ukraine	5	9	132	14	303	139
United Arab Emirates	*	*	*	*	*	*
United Kingdom	*	*	*	*	*	5
United States of America	*	*	17	5	25	20
Unknown	74	41	870	115	678	550
Uruguay	*	*	*	*	*	*
Uzbekistan	*	*	7	*	12	5
Venezuela	12	22	182	34	150	77
Viet Nam	5	*	50	9	41	27
Yemen	51	31	645	82	528	171
Zambia	*	*	*	*	*	*
Zimbabwe	5	*	20	6	5	17
Other	*	*	*	*	12	15
<b>Totaal</b>	<b>1.967</b>	<b>1.514</b>	<b>22.533</b>	<b>3.481</b>	<b>20.353</b>	<b>14.716</b>

\* To conceal the lowest figures, all values between 0 and 4 are replaced by asterisk.

Selection criterion for this table: all nationalities with at least 1 application in the current year.