



Immigratie- en Naturalisatiedienst  
*Ministerie van Veiligheid en Justitie*

## **Asylum Trends**

Monthly Report on Asylum Applications in The Netherlands

February 2017

## **Colophon**

<b>Title</b>	Asylum Trends
<b>Subtitle</b>	Monthly Report on Asylum Applications in The Netherlands Recent trends
<b>Author</b>	Ministry of Security and Justice Immigration and Naturalisation Service (IND) IND Business Information Centre (BIC) Dr. H. Colijnlaan 341   2283 XL Rijswijk Postbus 5800   2280 HV Rijswijk

# Contents

<i>Colophon</i>	2
-----------------	---

## **Asylum applications in The Netherlands**

Total asylum applications in The Netherlands	4
First asylum applications in The Netherlands	5
Repeated asylum applications in The Netherlands	6
Family reunification in The Netherlands	7
Unaccompanied minor asylum seekers in The Netherlands	8
Monthly first asylum applications in The Netherlands	9

## **Appendix**

Appendix: Eurostat



**Total asylum influx in The Netherlands (first applications, repeated applications, family reunification influx)**  
Source: METIS

Top 10 Last thirteen months **total** asylum applications in the Netherlands

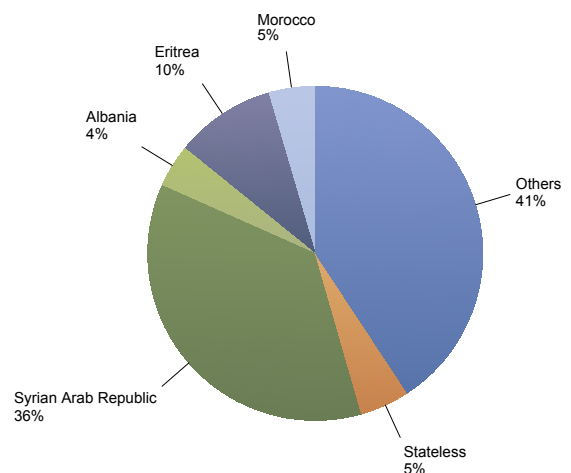
Total 2015	Total 2016	Country of citizenship	2016												2017			Last 12 months	Perc
			Feb	Mar	Apr	May	Jun	Jul	Aug	Sep	Oct	Nov	Dec	Total	Jan	Feb	Total		
27,710	10,604	Syrian Arab Republic	744	341	293	359	389	587	587	1,007	1,313	1,809	2,035	9,464	1,050	1,709	2,759	11,479	36%
8,434	2,870	Eritrea	159	141	132	151	169	289	260	291	330	344	345	2,611	298	314	612	3,064	10%
4,942	1,471	Stateless	173	61	56	50	43	46	101	122	194	232	207	1,285	179	236	415	1,527	5%
99	1,283	Morocco	15	8	8	12	23	52	128	284	389	224	133	1,276	89	94	183	1,444	5%
1,016	1,699	Albania	250	224	139	131	102	158	137	104	66	84	71	1,466	59	46	105	1,321	4%
55	991	Algeria	8	19	5	28	11	38	92	227	260	192	103	983	131	96	227	1,202	4%
2,945	1,447	Afghanistan	192	74	70	106	105	96	100	73	77	69	82	1,044	81	94	175	1,027	3%
3,450	1,166	Iraq	169	93	66	71	62	58	62	63	73	105	72	894	96	101	197	922	3%
445	945	Serbia	89	80	74	51	54	128	135	80	37	61	78	867	21	33	54	832	3%
2,074	1,037	Iran (Islamic Republic of)	146	85	79	56	55	50	70	83	71	67	45	807	61	46	107	768	2%
7,710	8,129	Others	621	648	496	546	591	703	799	791	803	817	708	7,523	634	656	1,290	8,192	26%
<b>58,880</b>	<b>31,642</b>	<b>Total</b>	<b>2,566</b>	<b>1,774</b>	<b>1,418</b>	<b>1,561</b>	<b>1,604</b>	<b>2,205</b>	<b>2,471</b>	<b>3,125</b>	<b>3,613</b>	<b>4,004</b>	<b>3,879</b>	<b>28,220</b>	<b>2,699</b>	<b>3,425</b>	<b>6,124</b>	<b>31,778</b>	<b>100%</b>

\* To conceal the lowest figures, all values between 0 and 4 are replaced by asterisk.

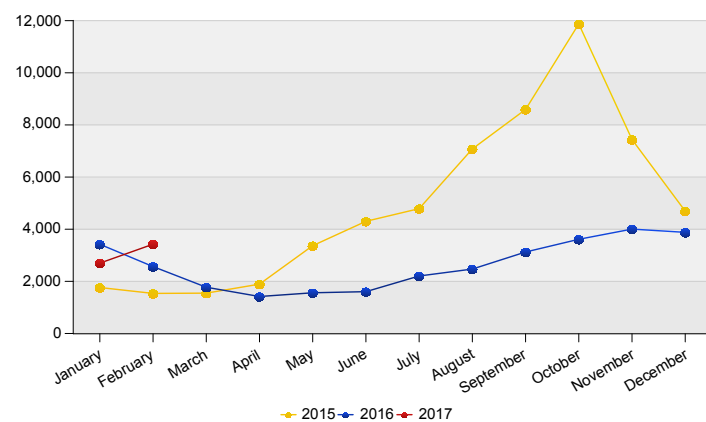
Top Total asylum applications in The Netherlands  
February 2017

	Country of citizenship		%
1	Syrian Arab Republic	1,709	50%
2	Eritrea	314	9%
3	Stateless	236	7%
4	Iraq	101	3%
5	Algeria	96	3%
6	Afghanistan	94	3%
7	Morocco	94	3%
8	Georgia	83	2%
9	Unknown	53	2%
10	Turkey	51	1%
11	Albania	46	1%
12	Iran (Islamic Republic of)	46	1%
	Others	502	15%
<b>Total February 2017</b>		<b>3,425</b>	<b>100%</b>

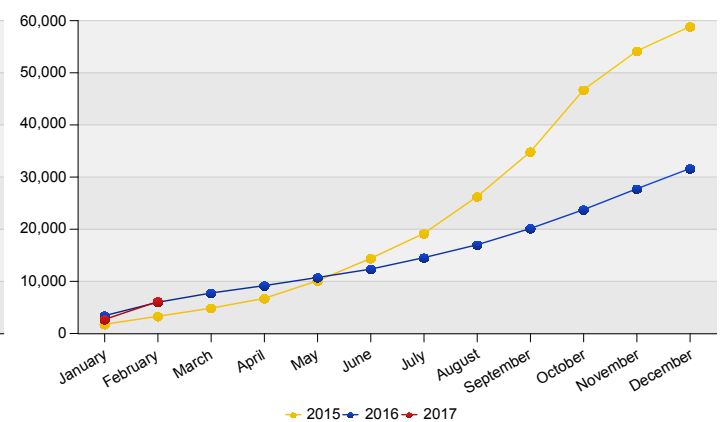
Top Nationalities total applications last twelve months  
Period: Mar 2016 - Feb 2017  
Number of total asylum applications: 31,778



Total asylum applications in The Netherlands



Cumulative development of total asylum applications in The Netherlands





**First asylum applications in The Netherlands**  
Source: METIS

Top 10 Last thirteen months **first** asylum applications in The Netherlands

Total 2015	Total 2016 **	Country of citizenship	2016												2017			Last 12 months	Perc
			Feb	Mar	Apr	May	Jun	Jul	Aug	Sep	Oct	Nov	Dec	Total	Jan	Feb	Total		
7,359	1,497	Eritrea	69	49	57	69	98	178	172	161	193	203	157	1,406	166	102	268	1,605	10%
80	1,271	Morocco	14	8	*	12	22	52	128	282	389	224	129	1,264	87	92	179	1,429	9%
18,677	2,158	Syrian Arab Republic	335	127	87	100	80	109	109	84	138	106	187	1,462	153	139	292	1,419	9%
1,005	1,664	Albania	250	224	132	130	98	154	134	96	65	84	70	1,437	59	45	104	1,291	8%
41	980	Algeria	7	19	5	26	11	35	90	224	260	192	103	972	122	95	217	1,182	7%
436	938	Serbia	89	80	74	51	53	127	135	78	36	59	78	860	14	32	46	817	5%
256	578	Georgia	27	59	42	42	40	58	41	38	69	79	61	556	71	82	153	682	4%
1,884	884	Iran (Islamic Republic of)	129	73	66	45	50	37	59	66	58	54	32	669	49	36	85	625	4%
3,009	888	Iraq	147	78	36	43	49	45	41	41	52	56	46	634	47	57	104	591	4%
2,550	1,026	Afghanistan	160	50	49	55	60	54	61	45	33	41	35	643	41	29	70	553	3%
7,796	6,287	Others	520	453	336	408	430	527	646	663	636	628	503	5,750	436	453	889	6,119	38%
43,093	18,171	Total	1,747	1,220	888	981	991	1,376	1,616	1,778	1,929	1,726	1,401	15,653	1,245	1,162	2,407	16,313	100%

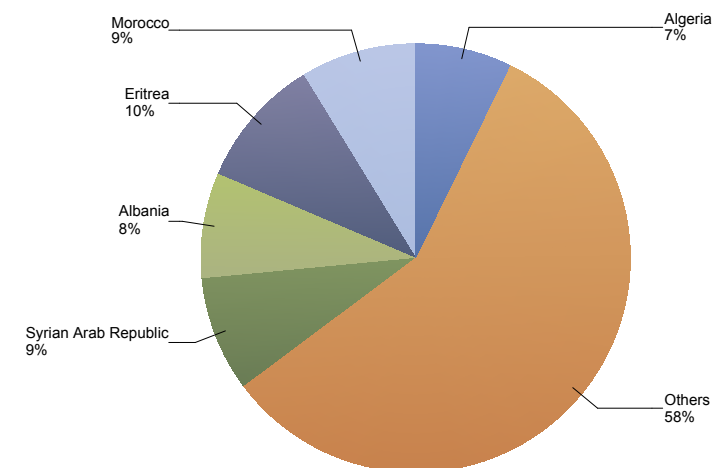
\* To conceal the lowest figures, all values between 0 and 4 are replaced by asterisk.

\*\* Analysis of the computerized reporting system has shown that, due to the method of registration and processing in automated reports, some cases may not be included in the figures in this report. The IND is working to adjust its system to remove this discrepancy. Considering the limited size of the discrepancy and to ensure consistency between reports, this report will continue to use the data recorded in the computerized reporting system. The analysis showed that, notwithstanding these figures, the total influx of first asylum applications in 2016 was 18,246.

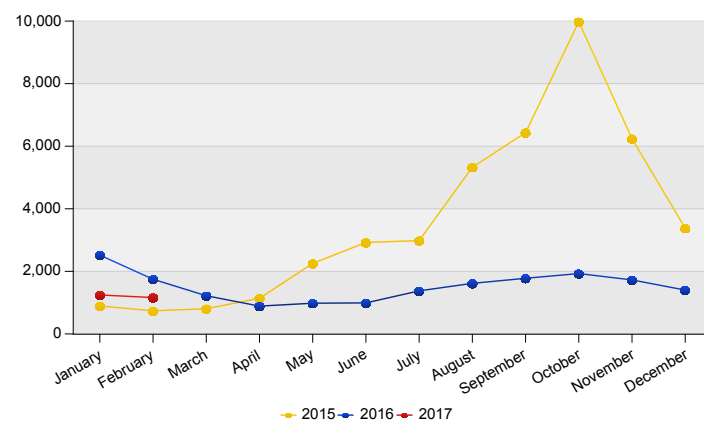
Top First asylum applications in The Netherlands February 2017

	Country of citizenship		%
1	Syrian Arab Republic	139	12%
2	Eritrea	102	9%
3	Algeria	95	8%
4	Morocco	92	8%
5	Georgia	82	7%
6	Iraq	57	5%
7	Turkey	51	4%
8	Albania	45	4%
9	Tunisia	39	3%
10	Iran (Islamic Republic of)	36	3%
	Others	424	36%
<b>Total February 2017</b>		<b>1,162</b>	<b>100%</b>

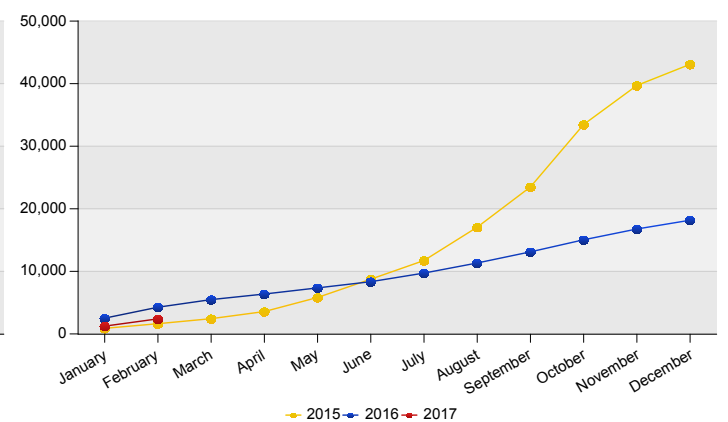
Top Nationalities first applications last twelve months  
Period: Mar 2016 - Feb 2017  
Number of first asylum applications: 16,313



First asylum applications in The Netherlands



Cumulative development of first asylum applications in The Netherlands





**Repeated asylum applications in The Netherlands**  
Source: METIS

Top 10 Last thirteen months repeated asylum applications in The Netherlands

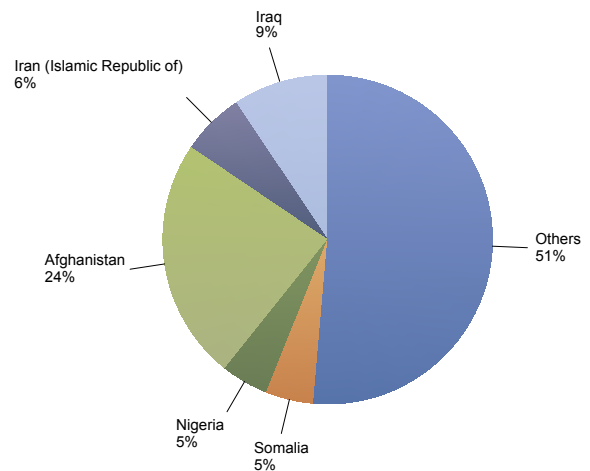
Total 2015	Total 2016	Country of citizenship	2016												2017			Last 12 months	Perc
			Feb	Mar	Apr	May	Jun	Jul	Aug	Sep	Oct	Nov	Dec	Total	Jan	Feb	Total		
311	358	Afghanistan	25	17	17	41	39	41	33	24	42	26	38	343	34	62	96	414	24%
228	156	Iraq	12	9	10	18	11	13	12	9	16	20	11	141	30	5	35	164	9%
139	110	Iran (Islamic Republic of)	10	*	8	9	*	13	11	13	10	12	11	103	6	8	14	107	6%
184	93	Somalia	14	13	*	9	6	9	*	9	14	*	*	86	6	*	10	82	5%
65	75	Nigeria	*	9	17	*	5	7	5	*	*	12	5	72	8	5	13	81	5%
39	46	Armenia	*	*	*	*	7	5	*	*	*	10	10	44	13	*	16	59	3%
62	61	Eritrea	12	5	5	*	5	6	5	*	*	5	7	57	5	5	10	55	3%
123	59	Unknown	8	7	7	*	*	*	8	5	5	*	*	52	*	5	7	51	3%
52	49	Syrian Arab Republic	*	*	11	*	8	*	*	*	*	8	*	47	*	*	*	47	3%
50	45	Sierra Leone	7	5	5	*	*	*	*	*	*	7	*	43	*	*	5	41	2%
46	35	Egypt	6	*	*	*	8	*	5	*	*	*	7	33	*	*	5	32	2%
643	570	Others	36	41	44	41	53	63	62	44	30	46	59	519	68	60	128	611	35%
1,942	1,657	Total	136	113	129	136	151	163	148	117	133	152	162	1,540	178	162	340	1,744	100%

\* To conceal the lowest figures, all values between 0 and 4 are replaced by asterisk.

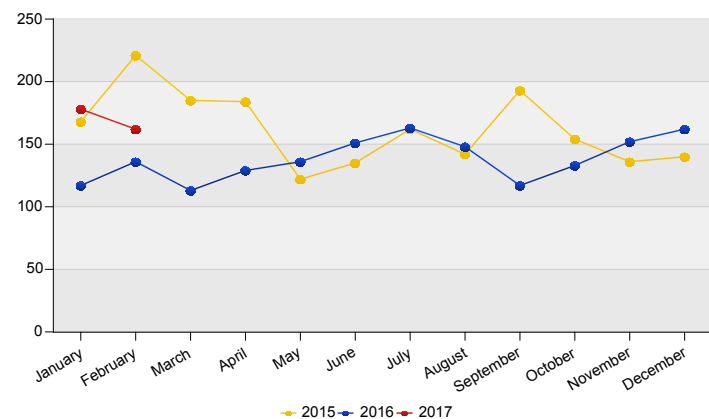
Top Repeated asylum applications in The Netherlands February 2017

	Country of citizenship		%
1	Afghanistan	62	38%
2	Iran (Islamic Republic of)	8	5%
3	Eritrea	5	3%
4	Iraq	5	3%
5	Nigeria	5	3%
6	the former Yugoslav Republic of Macedonia	5	3%
7	Unknown	5	3%
8	Egypt	*	2%
9	Mongolia	*	2%
10	Somalia	*	2%
11	Armenia	*	2%
12	Belarus	*	2%
13	China (including Hong Kong)	*	2%
14	Libyan Arab Jamahiriya	*	2%
15	Pakistan	*	2%
	Others	40	25%
<b>Total February 2017</b>		<b>162</b>	<b>100%</b>

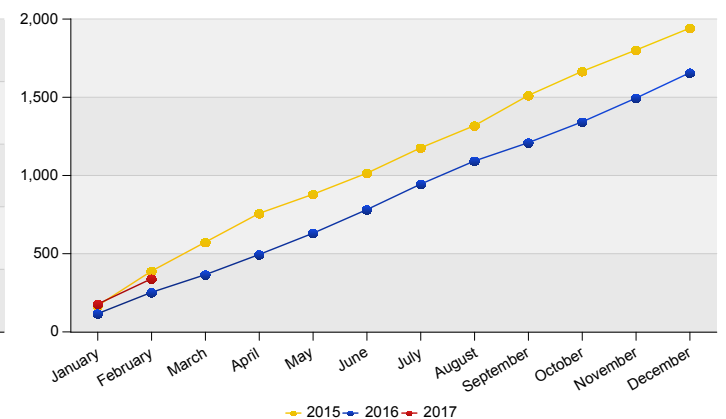
Top Nationalities repeated asylum applications last twelve months  
Period: Mar 2016 - Feb 2017  
Number of repeated asylum applications: 1,744



Repeated asylum applications in The Netherlands



Cumulative development of repeated asylum applications in The Netherlands





**Influx of family reunification in The Netherlands (Council Directive 2003/86/EC Chapter V)**  
Source: METIS

Top 10 Last thirteen months Influx of family reunification in The Netherlands

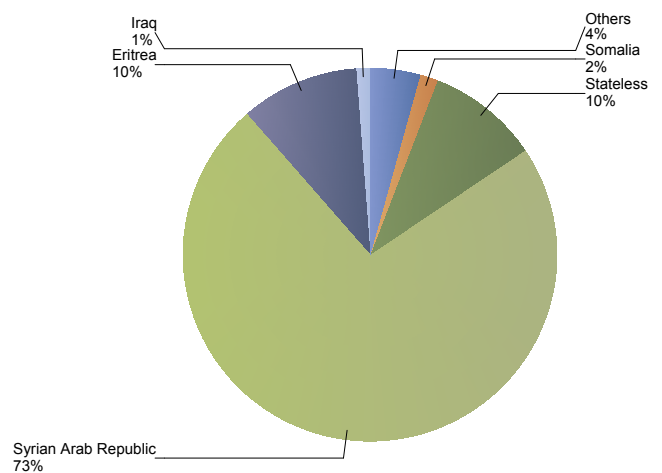
Total 2015	Total 2016	Country of citizenship	2016												2017			Last 12 months	Perc
			Feb	Mar	Apr	May	Jun	Jul	Aug	Sep	Oct	Nov	Dec	Total	Jan	Feb	Total		
8,981	8,397	Syrian Arab Republic	408	212	195	256	301	477	475	919	1,173	1,695	1,844	7,955	896	1,570	2,466	10,013	73%
1,013	1,312	Eritrea	78	87	70	81	66	105	83	126	135	136	181	1,148	127	207	334	1,404	10%
2,506	1,139	Stateless	111	48	38	34	37	36	75	103	184	207	189	1,062	158	224	382	1,333	10%
419	249	Somalia	15	24	11	*	10	16	33	33	10	19	30	205	10	12	22	212	2%
213	122	Iraq	10	6	20	10	*	*	9	13	5	29	15	119	19	39	58	167	1%
90	102	Unknown	*	14	12	*	21	*	10	6	6	12	15	102	9	17	26	127	1%
84	63	Afghanistan	7	7	*	10	6	*	6	*	*	*	9	58	6	*	9	60	0%
51	43	Iran (Islamic Republic of)	7	9	5	*	*	*	*	*	*	*	*	35	6	*	8	36	0%
14	33	Sudan	*	5	10	*	*	*	*	*	*	*	*	33	*	*	6	35	0%
27	31	Pakistan	*	5	*	8	*	*	*	*	*	5	*	24	10	*	10	33	0%
447	323	Others	41	24	35	34	17	25	14	20	28	18	30	286	33	23	56	301	2%
13,845	11,814	<b>Total</b>	<b>683</b>	<b>441</b>	<b>401</b>	<b>444</b>	<b>462</b>	<b>666</b>	<b>707</b>	<b>1,230</b>	<b>1,551</b>	<b>2,126</b>	<b>2,316</b>	<b>11,027</b>	<b>1,276</b>	<b>2,101</b>	<b>3,377</b>	<b>13,721</b>	<b>100%</b>

\* To conceal the lowest figures, all values between 0 and 4 are replaced by asterisk.

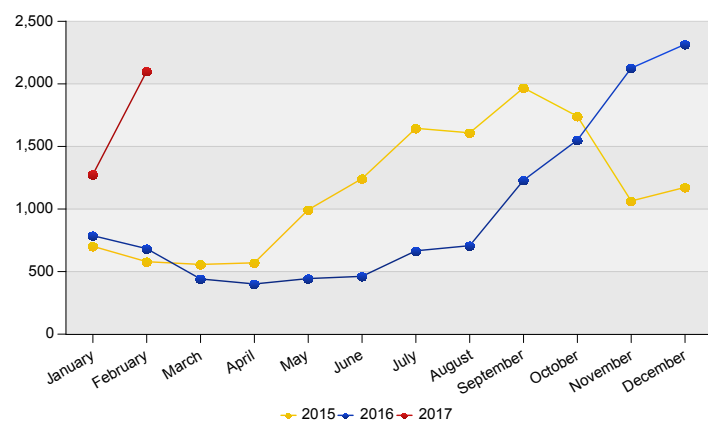
Top Influx of family reunification in The Netherlands February 2017

	Country of citizenship		%
1	Syrian Arab Republic	1,570	75%
2	Stateless	224	11%
3	Eritrea	207	10%
4	Iraq	39	2%
5	Unknown	17	1%
	Others	44	2%
<b>Total February 2017</b>		<b>2,101</b>	<b>100%</b>

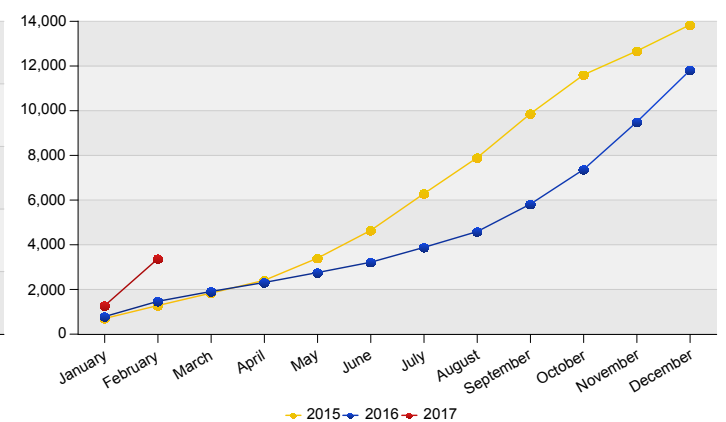
Top Nationalities Influx of family reunification last twelve months  
Period: Mar 2016 - Feb 2017  
Number of influx family reunification: 13,721



Influx of family reunification in The Netherlands



Cumulative development of Influx of family reunification in The Netherlands





**Influx of indicated unaccompanied minor asylum seekers in The Netherlands**  
Source: METIS

Top 10 Unaccompanied minor asylum applications in The Netherlands

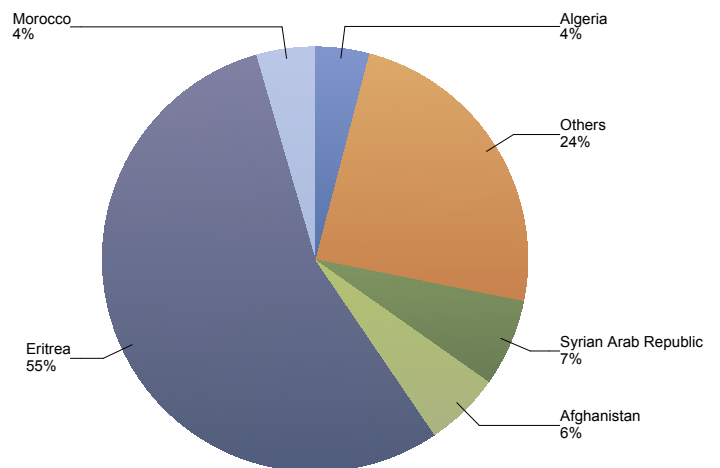
Total 2015	Total 2016	Country of citizenship	2016												2017			Last 12 months	Perc
			Feb	Mar	Apr	May	Jun	Jul	Aug	Sep	Oct	Nov	Dec	Total	Jan	Feb	Total		
1,237	773	Eritrea	15	10	15	32	42	92	96	76	114	142	113	747	107	66	173	905	55%
1,458	181	Syrian Arab Republic	33	24	8	*	*	15	5	9	8	7	9	126	9	7	16	109	7%
533	195	Afghanistan	42	15	8	11	9	6	7	7	*	*	9	122	7	7	14	94	6%
9	68	Morocco	*	*	*	*	6	*	7	13	15	7	13	68	8	*	9	74	4%
*	61	Algeria	*	*	*	*	*	*	*	12	16	17	8	61	5	*	8	67	4%
10	44	Ethiopia	*	*	*	*	*	*	12	6	6	10	*	44	*	*	7	51	3%
23	38	Albania	*	*	*	*	*	*	*	*	*	*	14	36	*	5	7	41	2%
17	36	Unknown	*	*	*	*	*	*	7	*	*	5	*	36	*	*	*	37	2%
26	34	Guinea	*	5	*	*	*	*	*	*	*	5	*	25	*	5	7	28	2%
39	27	Somalia	*	*	*	5	*	*	*	*	8	*	*	23	*	*	5	28	2%
506	250	Others	27	11	20	21	8	19	15	34	16	29	11	211	16	11	27	211	13%
3,859	1,707	Total	129	71	60	83	78	140	160	169	196	231	182	1,499	161	114	275	1,645	100%

\* To conceal the lowest figures, all values between 0 and 4 are replaced by asterisk.

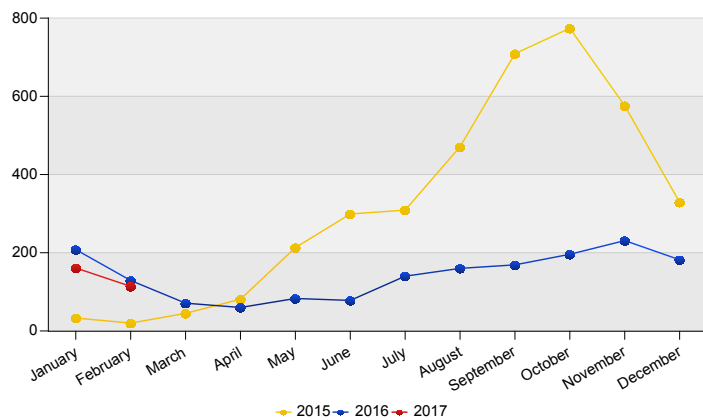
Top Unaccompanied minor asylum applications in The Netherlands February 2017

	Country of citizenship		%
1	Eritrea	66	58%
2	Afghanistan	7	6%
3	Syrian Arab Republic	7	6%
4	Albania	5	4%
5	Guinea	5	4%
6	Ethiopia	*	4%
7	Algeria	*	3%
8	Somalia	*	3%
	Others	14	12%
<b>Total February 2017</b>		<b>114</b>	<b>100%</b>

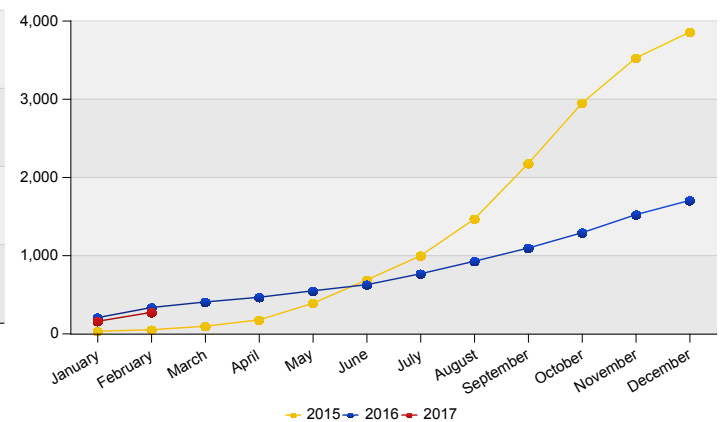
Top Nationalities unaccompanied minor asylum applications last twelve months  
Period: Mar 2016 - Feb 2017  
Number of unaccompanied minor asylum applications: 1,645



Unaccompanied minor asylum applications in The Netherlands



Cumulative development of Unaccompanied minor asylum applications in The Netherlands







## Monthly First Asylum Applications in The Netherlands in 2017

Source: METiS

Country of citizenships	Jan	Feb	Total 2017	Total 2016 **	Total 2015
Afghanistan	41	29	70	1,026	2,550
Albania	59	45	104	1,664	1,005
Algeria	122	95	217	980	41
Angola	*	*	*	15	14
Argentina	*	*	*	*	*
Armenia	8	*	12	48	76
Azerbaijan	14	*	18	66	33
Bangladesh	*	*	*	21	32
Belarus	*	*	*	21	44
Belgium	*	*	*	*	*
Benin	*	*	*	7	*
Bosnia and Herzegovina	14	6	20	295	121
Brazil	*	*	*	*	5
Bulgaria	*	*	*	*	*
Burkina Faso	*	*	*	11	*
Burundi	*	*	*	24	23
Cameroon	*	*	6	18	27
Cape Verde	*	*	*	*	*
Central African Republic	*	*	*	*	*
Chad	*	*	*	5	6
China (including Hong Kong)	*	7	10	97	206
Colombia	*	6	7	36	7
Congo, the Democratic Republic of the	*	*	*	*	*
Congo, the Republic of the	*	*	5	50	41
Cote d'Ivoire	*	*	6	30	16
Croatia	*	*	*	5	*
Cuba	*	6	10	23	9
Djibouti	*	*	*	*	*
Dominican Republic	*	*	*	*	*
Egypt	13	12	25	112	71
El Salvador	*	*	*	19	*
Eritrea	166	102	268	1,497	7,359
Ethiopia	14	13	27	156	133
France	*	*	*	7	5
Gabon	*	*	*	*	*
Gambia	12	11	23	131	55
Georgia	71	82	153	578	256
Germany	*	*	*	*	*
Ghana	*	7	11	15	23
Greece	*	*	*	*	6
Guinea	10	19	29	111	79
Guinea-Bissau	*	5	9	11	*
Guyana	*	*	*	*	*
Haiti	*	*	*	*	*
Honduras	*	*	*	7	8
India	*	*	*	45	12
Indonesia	*	*	*	*	*



## Monthly First Asylum Applications in The Netherlands in 2017

Source: METiS

Country of citizenships	Jan	Feb	Total 2017	Total 2016 **	Total 2015
Iran (Islamic Republic of)	49	36	85	884	1,884
Iraq	47	57	104	888	3,009
Israel	*	*	*	*	*
Italy	*	*	*	5	*
Jamaica	*	6	8	34	68
Jordan	*	*	6	27	9
Kazakhstan	*	*	*	23	19
Kenya	*	*	*	6	8
Korea, Democratic People's Republic of	*	*	*	*	*
Korea, Republic of	*	*	*	*	*
Kosovo / UNSCR 1244	7	*	9	465	685
Kuwait	*	*	*	8	12
Kyrgyzstan	*	*	*	9	6
Latvia	*	*	*	*	*
Lebanon	7	*	11	55	70
Liberia	*	*	*	11	5
Libyan Arab Jamahiriya	38	34	72	341	69
Lithuania	*	*	*	*	*
Madagascar	*	*	*	*	*
Malawi	*	*	*	*	*
Malaysia	*	*	*	*	*
Maldives	*	*	*	*	*
Mali	*	*	8	26	11
Mauritania	*	*	*	11	*
Mexico	*	*	*	*	*
Moldova, Republic of	*	*	8	15	8
Mongolia	*	*	*	403	363
Montenegro	*	*	*	25	9
Morocco	87	92	179	1,271	80
Mozambique	*	*	*	6	*
Myanmar	*	6	6	55	37
Nepal	*	*	*	13	27
Netherlands	*	*	*	13	*
Nicaragua	*	*	*	*	*
Niger	*	*	*	*	*
Nigeria	22	19	41	197	212
Oman	*	*	*	*	*
Pakistan	11	6	17	161	156
Palestinian Territory, Occupied	*	6	8	30	80
Peru	*	*	*	*	*
Philippines	*	*	*	*	*
Poland	*	*	*	8	*
Portugal	*	*	*	7	*
Romania	*	*	*	7	*
Russian Federation	7	10	17	124	124
Rwanda	*	*	*	15	10
Saudi Arabia	*	*	*	11	*



## Monthly First Asylum Applications in The Netherlands in 2017

Source: METiS

Country of citizenships	Jan	Feb	Total 2017	Total 2016 **	Total 2015
Senegal	6	5	11	47	20
Serbia	14	32	46	938	436
Sierra Leone	7	*	9	33	38
Somalia	14	9	23	157	263
South Africa	*	*	*	10	17
South Sudan	*	*	*	*	*
Spain	*	*	*	*	*
Sri Lanka	*	*	5	28	37
Stateless	20	11	31	310	2,399
Sudan	17	13	30	191	234
Suriname	*	*	*	8	5
Sweden	*	*	*	*	*
Syrian Arab Republic	153	139	292	2,158	18,677
Tajikistan	*	6	8	19	28
Tanzania, United Republic of	*	*	*	10	*
Thailand	*	*	*	*	*
the former Yugoslav Republic of Macedonia	7	17	24	430	111
Togo	*	*	*	*	9
Trinidad and Tobago	*	*	*	22	9
Tunisia	11	39	50	205	25
Turkey	20	51	71	235	56
Uganda	6	8	14	87	113
Ukraine	13	8	21	317	716
United Kingdom	*	*	*	*	*
United States of America	5	*	5	5	16
Unknown	36	31	67	457	432
Uzbekistan	*	*	*	6	5
Venezuela	11	*	15	27	*
Viet Nam	*	*	*	61	64
Yemen	10	9	19	45	52
Zambia	*	*	*	*	8
Zimbabwe	*	*	*	12	8
Other	*	*	*	*	19
<b>Totaal</b>	<b>1,162</b>	<b>1,245</b>	<b>2,407</b>	<b>18,171</b>	<b>43,093</b>

\* To conceal the lowest figures, all values between 0 and 4 are replaced by asterisk.

\*\* Analysis of the computerized reporting system has shown that, due to the method of registration and processing in automated reports, some cases may not be included in the figures in this report. The IND is working to adjust its system to remove this discrepancy. Considering the limited size of the discrepancy and to ensure consistency between reports, this report will continue to use the data recorded in the computerized reporting system. The analysis showed that, notwithstanding these figures, the total influx of first asylum applications in 2016 was 18,246.

Selection criterion for this table: all nationalities with at least 1 application in the current year.