



Immigratie- en Naturalisatiedienst
Ministerie van Veiligheid en Justitie

Asylum Trends

Monthly Report on Asylum Applications in The Netherlands

December 2017

Colophon

Title	Asylum Trends
Subtitle	Monthly Report on Asylum Applications in The Netherlands Recent trends
Author	Ministry of Security and Justice Immigration and Naturalisation Service (IND) IND Business Information Centre (BIC) Rijnstraat 8 2515 XP Den Haag Postbus 16275 2500 BG Den Haag

Contents

<i>Colophon</i>	2
-----------------	---

Asylum applications in The Netherlands

Total asylum applications in The Netherlands	4
First asylum applications in The Netherlands	5
Repeated asylum applications in The Netherlands	6
Family reunification in The Netherlands	7
Unaccompanied minor asylum seekers in The Netherlands	8
Monthly first asylum applications in The Netherlands	9

Appendix

Appendix: Relocation and Resettlement

Appendix: Eurostat



Total asylum influx in The Netherlands (first applications, repeated applications, family reunification influx)
Source: METIS

Top 10 Last thirteen months **total** asylum applications in the Netherlands

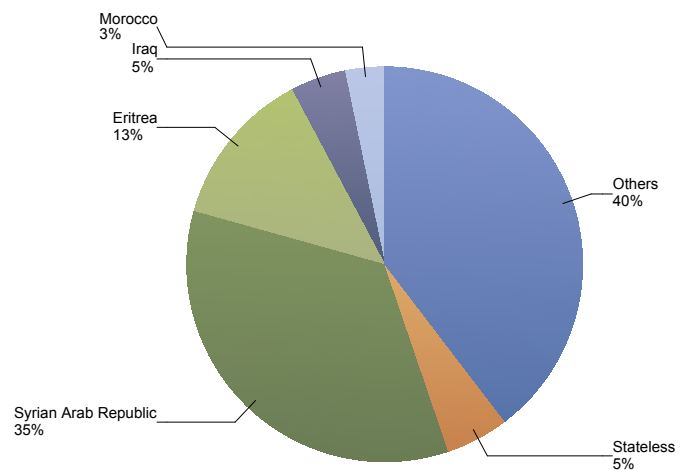
Total 2015	Total 2016	Country of citizenship	2016		2017												Last 12 months	Perc	
			Dec	Total	Jan	Feb	Mar	Apr	May	Jun	Jul	Aug	Sep	Oct	Nov	Dec			Total
27.710	10.604	Syrian Arab Republic	2.035	2.035	1.049	1.718	1.410	1.178	1.075	772	692	601	610	699	493	532	10.829	10.829	35%
8.434	2.870	Eritrea	345	345	298	319	317	337	360	224	251	297	296	345	454	540	4.038	4.038	13%
4.942	1.471	Stateless	207	207	179	237	333	218	179	91	74	71	67	56	46	60	1.611	1.611	5%
3.450	1.166	Iraq	72	72	95	98	93	109	116	127	122	141	130	124	133	130	1.418	1.418	5%
99	1.283	Morocco	133	133	88	94	95	86	79	55	82	115	84	69	84	89	1.020	1.020	3%
2.074	1.037	Iran (Islamic Republic of)	45	45	60	48	65	55	69	79	98	91	89	97	150	114	1.015	1.015	3%
55	991	Algeria	103	103	129	96	86	59	63	23	62	71	78	82	85	90	924	924	3%
645	618	Unknown	61	61	47	49	98	102	121	88	75	88	52	72	62	62	916	916	3%
2.945	1.447	Afghanistan	82	82	80	89	74	82	81	83	101	58	48	73	46	57	872	872	3%
263	597	Georgia	63	63	74	83	75	40	33	41	48	19	22	16	31	25	507	507	2%
8.263	9.558	Others	733	733	588	585	650	598	612	728	751	710	681	744	720	810	8.177	8.177	26%
58.880	31.642	Total	3.879	3.879	2.687	3.416	3.296	2.864	2.788	2.311	2.356	2.262	2.157	2.377	2.304	2.509	31.327	31.327	100%

* To conceal the lowest figures, all values between 0 and 4 are replaced by asterisk.

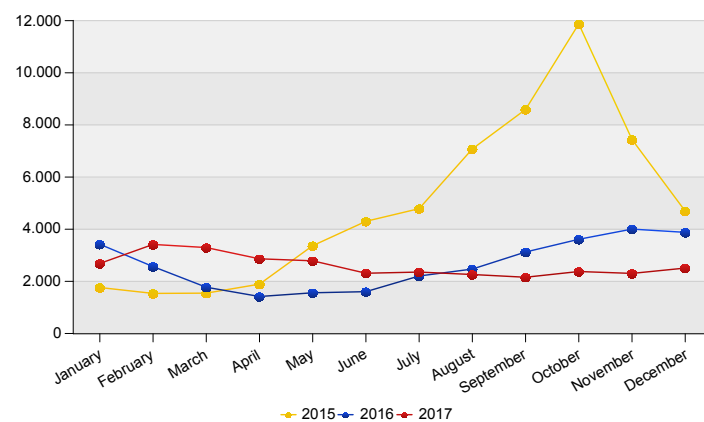
Top Total asylum applications in The Netherlands
December 2017

	Country of citizenship		%
1	Eritrea	540	22%
2	Syrian Arab Republic	532	21%
3	Iraq	130	5%
4	Cuba	121	5%
5	Iran (Islamic Republic of)	114	5%
6	Algeria	90	4%
7	Morocco	89	4%
8	Unknown	62	2%
9	Stateless	60	2%
10	Afghanistan	57	2%
	Others	714	28%
Total December 2017		2.509	100%

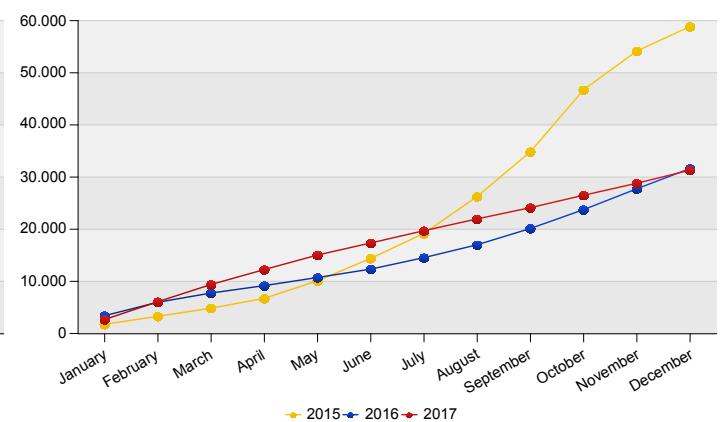
Top Nationalities total applications last twelve months
Period: Jan 2017 - Dec 2017
Number of total asylum applications: 31.327



Total asylum applications in The Netherlands



Cumulative development of total asylum applications in The Netherlands





First asylum applications in The Netherlands
Source: METIS

Top 10 Last thirteen months **first** asylum applications in The Netherlands

Total 2015	Total 2016 **	Country of citizenship	2016		2017												Last 12 months	Perc	
			Dec	Total	Jan	Feb	Mar	Apr	May	Jun	Jul	Aug	Sep	Oct	Nov	Dec			Total
18.677	2.158	Syrian Arab Republic	187	187	151	140	173	131	187	174	207	195	219	243	150	232	2.202	2.202	15%
7.359	1.497	Eritrea	157	157	166	102	97	67	80	76	92	113	105	71	49	77	1.095	1.095	7%
80	1.271	Morocco	129	129	87	92	95	85	78	48	79	109	82	62	80	80	977	977	7%
41	980	Algeria	103	103	121	95	86	57	59	22	57	69	77	78	81	89	891	891	6%
3.009	888	Iraq	46	46	46	54	54	61	58	74	73	74	59	56	63	52	724	724	5%
1.884	884	Iran (Islamic Republic of)	32	32	49	36	43	45	48	63	76	75	65	66	83	69	718	718	5%
432	457	Unknown	43	43	36	28	40	31	72	51	57	53	36	56	49	41	550	550	4%
256	578	Georgia	61	61	71	81	74	38	33	38	45	18	20	14	30	25	487	487	3%
56	235	Turkey	30	30	20	50	23	35	25	46	36	35	39	40	78	54	481	481	3%
1.005	1.664	Albania	70	70	59	45	39	19	27	35	46	34	12	14	18	17	365	365	2%
10.294	7.559	Others	543	543	433	429	493	453	488	570	616	555	506	579	504	600	6.226	6.226	42%
43.093	18.171	Total	1.401	1.401	1.239	1.152	1.217	1.022	1.155	1.197	1.384	1.330	1.220	1.279	1.185	1.336	14.716	14.716	100%

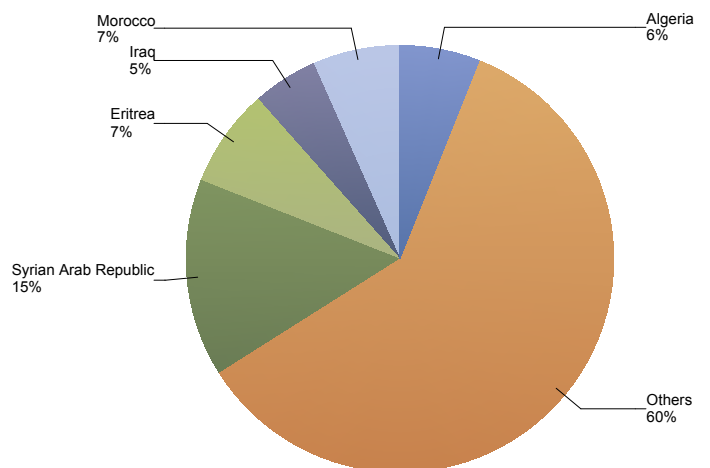
* To conceal the lowest figures, all values between 0 and 4 are replaced by asterisk.

** In May 2017 the IND has adjusted its systems to remove a small discrepancy that caused some cases to not be included in figures of (earlier versions of) this report. This adjustment may result in some small inconsistencies with reports dating from April 2017 and before. Considering the limited size of the discrepancy and to ensure consistency between reports, figures published before January 1st, 2017, will not be updated. Notwithstanding these figures, the total influx of first asylum applications in 2016 was 18,246.

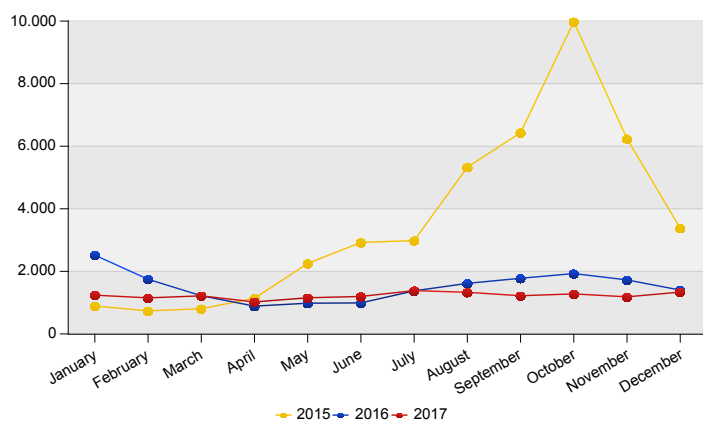
Top First asylum applications in The Netherlands
December 2017

	Country of citizenship		%
1	Syrian Arab Republic	232	17%
2	Cuba	121	9%
3	Algeria	89	7%
4	Morocco	80	6%
5	Eritrea	77	6%
6	Iran (Islamic Republic of)	69	5%
7	Turkey	54	4%
8	Iraq	52	4%
9	Unknown	41	3%
10	Libyan Arab Jamahiriya	40	3%
	Others	481	36%
Total December 2017		1.336	100%

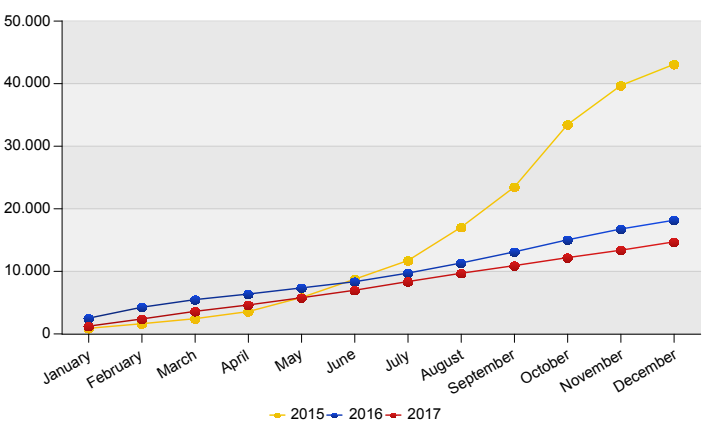
Top Nationalities first applications last twelve months
Period: Jan 2017 - Dec 2017
Number of first asylum applications: 14.716



First asylum applications in The Netherlands



Cumulative development of first asylum applications in The Netherlands





Repeated asylum applications in The Netherlands
Source: METIS

Top 10 Last thirteen months repeated asylum applications in The Netherlands

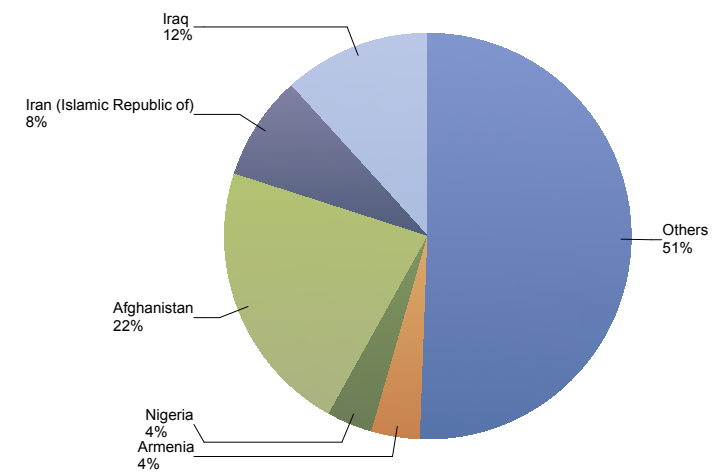
Total 2015	Total 2016	Country of citizenship	2016		2017												Last 12 months	Perc	
			Dec	Total	Jan	Feb	Mar	Apr	May	Jun	Jul	Aug	Sep	Oct	Nov	Dec			Total
311	358	Afghanistan	38	38	33	57	38	40	35	41	70	29	37	33	28	23	464	464	22%
228	156	Iraq	11	11	30	5	20	12	24	16	20	25	30	25	19	23	249	249	12%
139	110	Iran (Islamic Republic of)	11	11	5	10	16	*	13	12	14	10	17	16	35	24	176	176	8%
39	46	Armenia	10	10	13	*	5	10	*	*	7	*	*	14	9	6	82	82	4%
65	75	Nigeria	5	5	8	5	*	*	*	6	10	7	11	6	8	7	77	77	4%
184	93	Somalia	*	*	6	*	7	5	5	*	10	9	9	8	9	*	76	76	4%
62	61	Eritrea	7	7	5	6	8	6	*	*	6	7	*	7	5	*	62	62	3%
123	59	Unknown	*	*	*	*	6	10	*	6	*	11	*	*	*	6	61	61	3%
52	49	Syrian Arab Republic	*	*	*	*	*	*	*	6	10	6	7	*	5	*	45	45	2%
36	35	Sudan	7	7	*	*	*	*	*	*	*	7	*	*	*	*	38	38	2%
703	615	Others	63	63	66	55	68	63	63	79	54	64	66	75	58	80	791	791	37%
1.942	1.657	Total	162	162	171	151	171	157	160	177	209	179	193	191	184	178	2.121	2.121	100%

* To conceal the lowest figures, all values between 0 and 4 are replaced by asterisk.

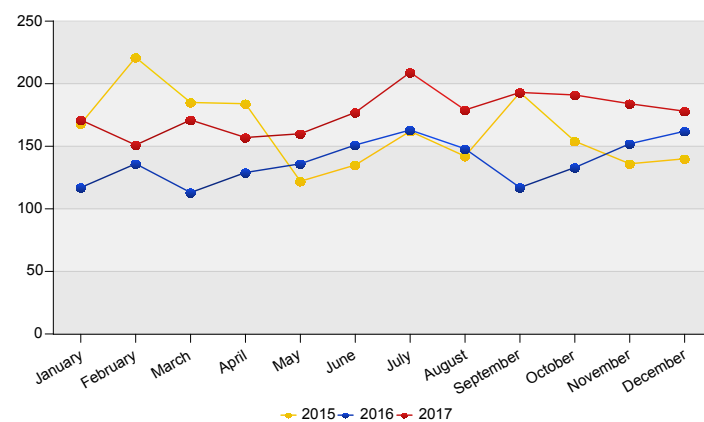
Top Repeated asylum applications in The Netherlands
December 2017

	Country of citizenship		%
1	Iran (Islamic Republic of)	24	13%
2	Afghanistan	23	13%
3	Iraq	23	13%
4	Morocco	9	5%
5	Egypt	8	4%
6	Nigeria	7	4%
	Others	84	47%
Total December 2017		178	100%

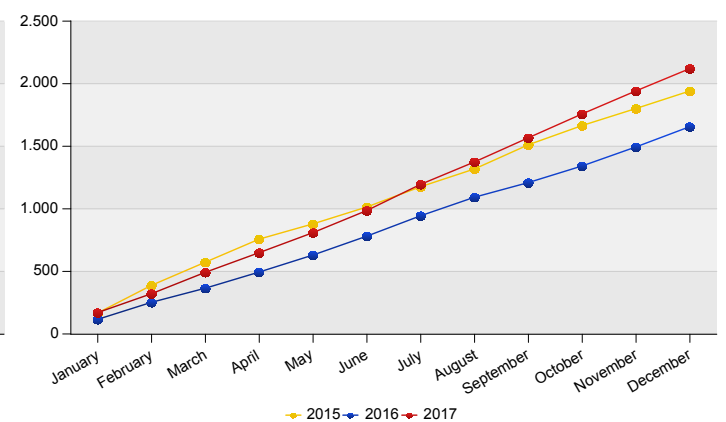
Top Nationalities repeated asylum applications last twelve months
Period: Jan 2017 - Dec 2017
Number of repeated asylum applications: 2.121



Repeated asylum applications in The Netherlands



Cumulative development of repeated asylum applications in The Netherlands





Influx of family reunification in The Netherlands (Council Directive 2003/86/EC Chapter V)
Source: METIS

Top 10 Last thirteen months Influx of family reunification in The Netherlands

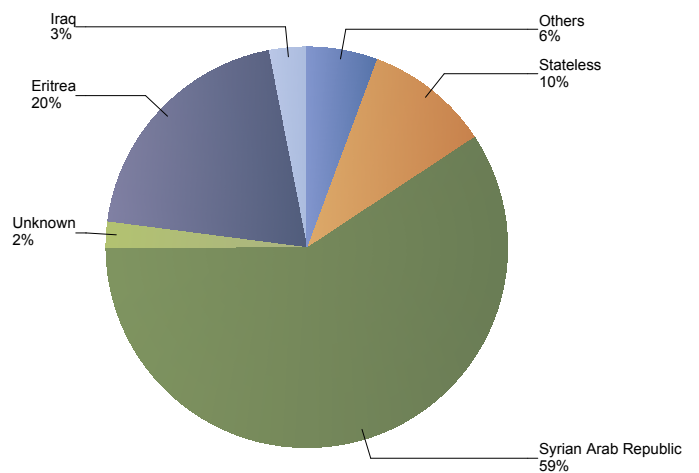
Total 2015	Total 2016	Country of citizenship	2016		2017												Last 12 months	Perc	
			Dec	Total	Jan	Feb	Mar	Apr	May	Jun	Jul	Aug	Sep	Oct	Nov	Dec			Total
8.981	8.397	Syrian Arab Republic	1.844	1.844	897	1.578	1.237	1.047	884	592	475	400	384	453	338	297	8.582	8.582	59%
1.013	1.312	Eritrea	181	181	127	211	212	264	276	145	153	177	187	267	400	462	2.881	2.881	20%
2.506	1.139	Stateless	189	189	158	225	318	208	160	82	61	60	56	45	35	50	1.458	1.458	10%
213	122	Iraq	15	15	19	39	19	36	34	37	29	42	41	43	51	55	445	445	3%
90	102	Unknown	15	15	9	17	52	61	47	31	14	24	12	14	9	15	305	305	2%
51	43	Iran (Islamic Republic of)	*	*	6	*	6	6	8	*	8	6	7	15	32	21	121	121	1%
419	249	Somalia	30	30	10	12	27	20	8	*	*	*	*	9	*	9	107	107	1%
27	31	Afghanistan	9	9	6	*	6	11	17	7	*	*	*	14	*	15	86	86	1%
84	63	Pakistan	*	*	10	*	*	*	11	11	*	7	*	11	6	19	86	86	1%
31	34	Ethiopia	5	5	*	*	6	7	*	*	*	*	7	*	13	*	48	48	0%
430	322	Others	26	26	35	25	22	25	26	23	15	33	39	34	45	49	371	371	3%
13.845	11.814	Total	2.316	2.316	1.277	2.113	1.908	1.685	1.473	937	763	753	744	907	935	995	14.490	14.490	100%

* To conceal the lowest figures, all values between 0 and 4 are replaced by asterisk.

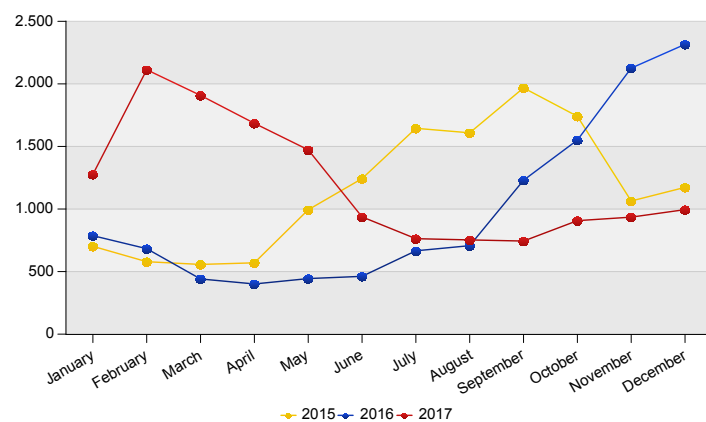
Top Influx of family reunification in The Netherlands
December 2017

	Country of citizenship		%
1	Eritrea	462	46%
2	Syrian Arab Republic	297	30%
3	Iraq	55	6%
4	Stateless	50	5%
5	Iran (Islamic Republic of)	21	2%
	Others	110	11%
Total December 2017		995	100%

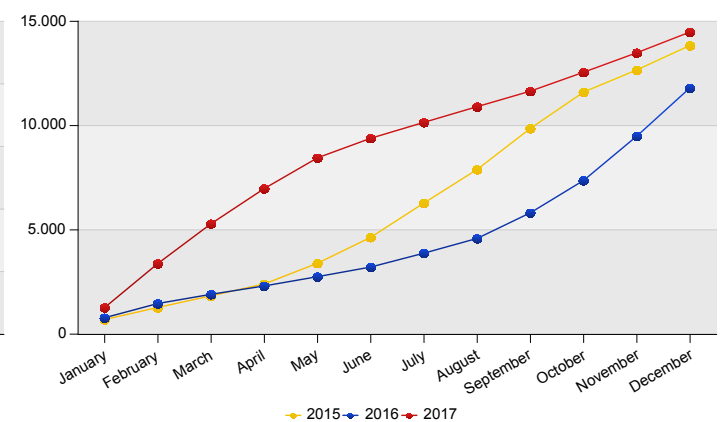
Top Nationalities Influx of family reunification last twelve months
Period: Jan 2017 - Dec 2017
Number of influx family reunification: 14.490



Influx of family reunification in The Netherlands



Cumulative development of Influx of family reunification in The Netherlands





Influx of indicated unaccompanied minor asylum seekers in The Netherlands
Source: METIS

Top 10 Unaccompanied minor asylum applications in The Netherlands

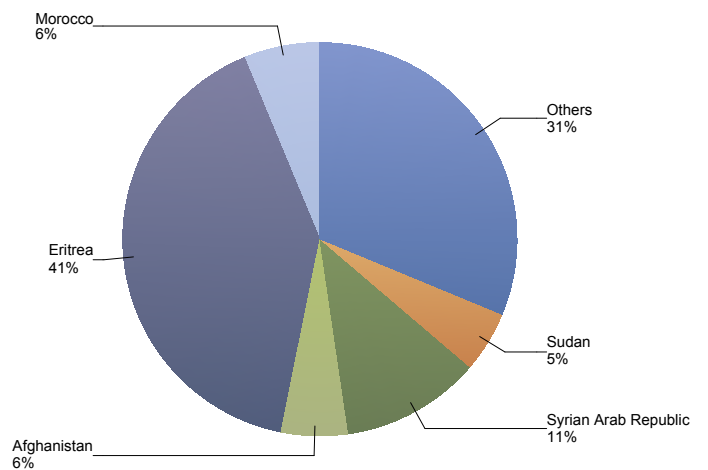
Total 2015	Total 2016	Country of citizenship	2016		2017												Last 12 months	Perc	
			Dec	Total	Jan	Feb	Mar	Apr	May	Jun	Jul	Aug	Sep	Oct	Nov	Dec			Total
1.237	773	Eritrea	113	113	98	48	46	16	39	18	41	45	48	23	17	40	479	479	41%
1.458	181	Syrian Arab Republic	9	9	10	7	13	8	7	12	11	18	18	13	11	7	135	135	11%
9	68	Morocco	13	13	8	*	*	9	6	*	*	7	11	8	11	10	74	74	6%
533	195	Afghanistan	9	9	6	7	6	7	7	*	8	*	*	5	6	*	65	65	6%
19	23	Sudan	*	*	*	*	7	*	5	*	*	7	12	8	*	*	59	59	5%
*	61	Algeria	8	8	*	*	*	*	*	*	*	5	*	9	10	13	54	54	5%
26	34	Guinea	*	*	*	*	*	5	*	6	6	*	*	7	6	6	47	47	4%
23	38	Albania	14	14	*	5	*	*	*	7	*	*	*	5	*	*	30	30	3%
17	36	Unknown	*	*	*	*	*	*	*	*	*	*	*	*	*	*	23	23	2%
136	35	Iraq	*	*	*	*	*	*	*	*	*	*	*	6	*	*	22	22	2%
400	263	Others	10	10	13	10	11	12	16	11	13	16	24	21	25	193	193	16%	
3.859	1.707	Total	182	182	145	83	95	63	93	66	95	108	122	106	90	115	1.181	1.181	100%

* To conceal the lowest figures, all values between 0 and 4 are replaced by asterisk.

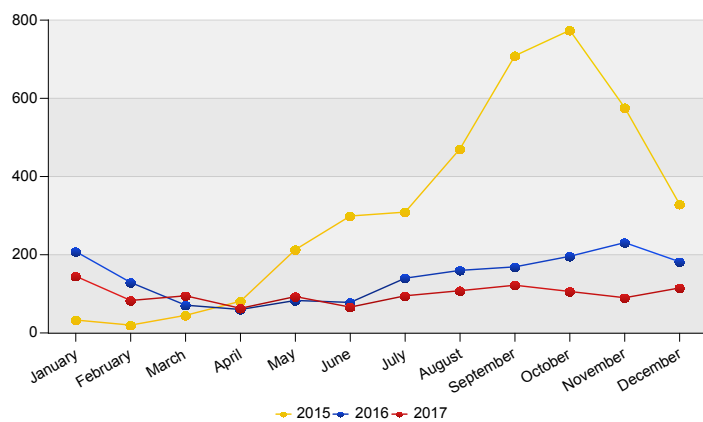
Top Unaccompanied minor asylum applications in The Netherlands December 2017

	Country of citizenship		%
1	Eritrea	40	35%
2	Algeria	13	11%
3	Morocco	10	9%
4	Libyan Arab Jamahiriya	7	6%
5	Syrian Arab Republic	7	6%
6	Guinea	6	5%
	Others	32	28%
Total December 2017		115	100%

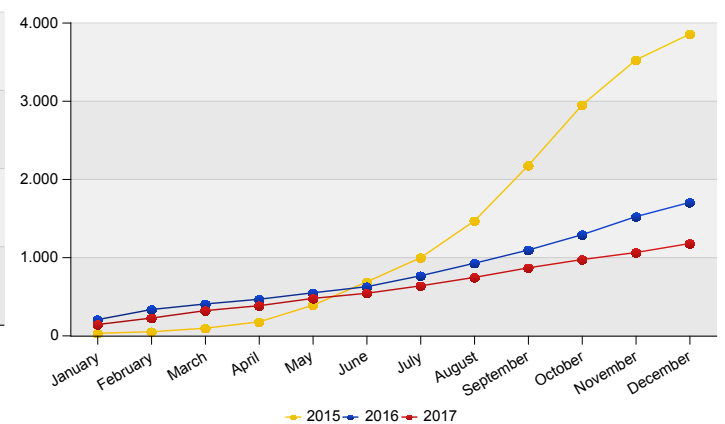
Top Nationalities unaccompanied minor asylum applications last twelve months
Period: Jan 2017 - Dec 2017
Number of unaccompanied minor asylum applications: 1.181



Unaccompanied minor asylum applications in The Netherlands



Cumulative development of Unaccompanied minor asylum applications in The Netherlands



Monthly First Asylum Applications in The Netherlands in 2017

Source: METIS

Country of citizenships	Jan	Feb	Mar	Apr	May	Jun	Jul	Aug	Sep	Oct	Nov	Dec	Total 2017	Total 2016 **	Total 2015
Afghanistan	41	29	30	31	29	35	31	28	8	26	15	19	322	1.026	2.550
Albania	59	45	39	19	27	35	46	34	12	14	18	17	365	1.664	1.005
Algeria	121	95	86	57	59	22	57	69	77	78	81	89	891	980	41
Angola	*	*	*	5	*	*	*	*	*	9	*	*	27	15	14
Argentina	*	*	*	*	*	*	*	*	*	*	*	*	*	*	*
Armenia	8	*	25	*	11	5	5	10	7	12	10	9	109	48	76
Azerbaijan	14	*	5	9	*	13	8	8	12	25	*	11	113	66	33
Bahamas	*	*	*	*	*	*	*	*	*	*	*	*	*	*	*
Bahrain	*	*	*	*	*	*	*	*	*	*	*	*	8	*	*
Bangladesh	*	*	*	*	*	*	*	*	*	*	*	*	18	21	32
Belarus	*	*	*	5	9	15	12	*	9	12	28	5	103	21	44
Belgium	*	*	*	*	*	*	*	*	*	*	*	*	*	*	*
Benin	*	*	*	*	*	*	*	*	*	*	*	*	13	7	*
Bosnia and Herzegovina	14	6	*	*	*	11	*	9	*	*	5	11	67	295	121
Botswana	*	*	*	*	*	*	*	*	*	*	*	*	*	*	*
Brazil	*	*	*	*	*	*	*	*	*	*	*	*	10	*	5
Bulgaria	*	*	*	*	*	*	*	*	*	*	*	*	*	*	*
Burkina Faso	*	*	*	*	*	*	*	*	*	*	*	*	8	11	*
Burundi	*	*	*	*	7	*	*	8	*	*	*	*	29	24	23
Cambodia	*	*	*	*	*	*	*	*	*	*	*	*	*	*	*
Cameroon	*	*	*	6	*	*	*	*	*	6	5	8	39	18	27
Canada	*	*	*	*	*	*	*	*	*	*	*	*	*	*	*
Cape Verde	*	*	*	*	*	*	*	*	*	*	*	*	*	*	*
Central African Republic	*	*	*	*	*	*	*	*	*	*	*	*	*	*	*
Chad	*	*	5	*	*	*	7	*	5	*	*	*	30	5	6
Chile	*	*	*	*	*	*	*	*	*	*	*	*	*	*	*
China (including Hong Kong)	*	7	*	15	32	14	12	24	11	13	7	7	149	97	206
Colombia	*	6	*	*	7	*	*	*	5	*	*	*	36	36	7
Comoros	*	*	*	*	*	*	*	*	*	*	*	*	*	*	*
Congo, the Democratic Republic of the	*	*	*	*	*	*	*	*	*	*	*	*	13	*	*
Congo, the Republic of the	*	*	*	5	5	*	7	*	*	*	*	*	43	50	41
Cote d'Ivoire	*	*	*	*	*	*	*	*	5	6	*	9	41	30	16
Croatia	*	*	*	*	*	*	*	*	*	*	*	*	*	5	*
Cuba	*	6	*	*	*	*	*	7	22	26	57	121	256	23	9
Cyprus	*	*	*	*	*	*	*	*	*	*	*	*	*	*	*
Djibouti	*	*	*	*	*	*	*	*	*	*	*	*	*	*	*
Dominican Republic	*	*	*	*	*	*	*	*	*	*	*	*	9	*	*
Ecuador	*	*	*	*	*	*	*	*	*	*	*	*	*	*	*
Egypt	13	11	11	7	10	12	14	35	17	13	20	15	178	112	71
El Salvador	*	*	*	*	*	5	*	*	*	*	8	*	18	19	*
Eritrea	166	102	97	67	80	76	92	113	105	71	49	77	1.095	1.497	7.359
Ethiopia	14	13	6	5	11	11	16	18	9	10	*	8	124	156	133
France	*	*	*	*	*	*	*	*	*	*	*	*	*	7	5
Gabon	*	*	*	*	*	*	*	*	*	*	*	*	*	*	*
Gambia	12	10	18	14	12	21	23	19	22	16	32	15	214	131	55
Georgia	71	81	74	38	33	38	45	18	20	14	30	25	487	578	256
Germany	*	*	*	*	*	*	*	*	*	*	*	*	*	*	*
Ghana	*	6	*	*	*	*	*	*	*	*	*	*	39	15	23
Greece	*	*	*	*	*	*	*	*	*	*	*	*	*	*	6
Grenada	*	*	*	*	*	*	*	*	*	*	*	*	*	*	*
Guatemala	*	*	*	*	*	*	*	*	*	*	*	*	*	*	*
Guinea	9	19	29	42	46	49	41	13	19	26	18	19	330	111	79
Guinea-Bissau	*	5	*	*	*	*	*	*	*	*	*	*	29	11	*
Guyana	*	*	*	*	*	*	*	*	*	*	*	*	*	*	*
Haiti	*	*	*	*	*	*	*	*	*	*	*	*	*	*	*
Honduras	*	*	6	*	*	*	*	*	*	*	*	*	12	7	8
India	*	*	9	*	8	6	*	*	*	*	*	*	37	45	12
Indonesia	*	*	*	*	*	*	*	*	*	*	*	*	*	*	*
Iran (Islamic Republic of)	49	36	43	45	48	63	76	75	65	66	83	69	718	884	1.884
Iraq	46	54	54	61	58	74	73	74	59	56	63	52	724	888	3.009
Israel	*	*	*	*	*	*	*	*	*	*	*	*	6	*	*
Italy	*	*	*	*	*	*	*	*	*	*	*	*	*	5	*
Jamaica	*	6	*	*	*	*	*	*	*	*	*	*	14	34	68
Jordan	*	*	*	*	*	*	*	*	5	*	*	*	34	27	9
Kazakhstan	*	*	*	*	5	*	*	*	*	*	*	*	15	23	19
Kenya	*	*	*	*	*	*	*	*	*	*	*	*	10	6	8
Korea, Democratic People's Republic of	*	*	*	*	*	*	*	*	*	*	*	*	*	*	*
Korea, Republic of	*	*	*	*	*	*	*	*	*	*	*	*	*	*	*
Kosovo / UNSCR 1244	7	*	9	*	*	*	*	*	*	*	*	*	36	465	685
Kuwait	*	*	*	*	*	*	*	*	*	*	*	*	6	8	12
Kyrgyzstan	*	*	*	*	*	*	*	*	*	*	*	*	9	9	6
Latvia	*	*	*	*	*	*	*	*	*	*	*	*	*	*	*
Lebanon	7	*	*	*	*	5	*	5	11	7	*	8	61	55	70
Liberia	*	*	*	*	*	*	*	*	*	*	*	*	15	11	5
Libyan Arab Jamahiriya	38	34	33	27	23	21	22	23	35	37	24	40	357	341	69
Lithuania	*	*	*	*	*	*	*	*	*	*	*	*	*	*	*
Madagascar	*	*	*	*	*	*	*	*	*	*	*	*	*	*	*
Malawi	*	*	*	*	*	*	*	*	*	*	*	*	*	*	*
Malaysia	*	*	*	*	*	*	*	*	*	*	*	*	*	*	*
Maldives	*	*	*	*	*	*	*	*	*	*	*	*	*	*	*
Mali	*	*	8	7	13	*	*	*	*	5	*	5	60	26	11
Mauritania	*	*	*	*	*	*	5	*	*	*	*	*	18	11	*
Mexico	*	*	*	*	*	*	*	*	*	*	*	*	5	*	*
Moldova, Republic of	*	*	17	*	34	64	86	38	21	16	20	37	342	15	8
Mongolia	*	*	*	*	*	*	*	*	*	*	*	*	19	403	363
Montenegro	*	*	*	*	*	*	*	*	*	*	*	*	5	25	9
Morocco	87	92	95	85	78	48	79	109	82	62	80	80	977	1.271	80
Mozambique	*	*	*	*	*	*	*	*	*	*	*	*	*	6	*
Myanmar	*	6	*	5	5	*	*	*	*	*	*	*	28	55	37
Nepal	*	*	*	*	*	*	*	*	*	*	*	*	*	13	27
Netherlands	*	*	*	*	*	*	*	*	*	*	*	*	7	13	*
Nicaragua	*	*	*	*	*	*	*	*	*	*	*	*	*	*	*
Niger	*	*	*	*	*	*	*	*	*	*	*	*	13	*	*

Monthly First Asylum Applications in The Netherlands in 2017

Source: METIS

Country of citizenships	Jan	Feb	Mar	Apr	May	Jun	Jul	Aug	Sep	Oct	Nov	Dec	Total 2017	Total 2016 **	Total 2015	
Nigeria	22	19	33	10	14	19	22	13	30	16	18	29	245	197	212	
Oman	*	*	*	*	*	*	*	*	*	*	*	*	*	*	*	*
Pakistan	11	6	14	24	11	9	15	18	29	14	13	17	181	161	156	
Palestinian Territory, Occupied	*	6	6	10	*	9	11	10	*	*	8	6	74	30	80	
Panama	*	*	*	*	*	*	*	*	*	*	*	*	*	*	*	*
Peru	*	*	*	*	*	*	*	*	*	*	*	*	*	*	*	*
Philippines	*	*	*	*	*	*	*	*	*	*	*	*	*	*	*	*
Poland	*	*	*	*	*	*	*	*	*	*	*	*	*	*	8	*
Portugal	*	*	*	*	*	*	*	*	*	*	*	*	*	*	7	*
Romania	*	*	*	*	*	*	*	*	*	*	*	*	7	7	*	*
Russian Federation	7	10	19	26	22	30	46	39	26	42	19	30	316	124	124	
Rwanda	*	*	*	*	*	*	*	*	*	*	*	*	*	*	15	10
Saudi Arabia	*	*	*	*	*	*	*	*	*	*	*	*	6	11	*	*
Senegal	6	5	5	6	13	6	*	10	5	6	8	7	81	47	20	
Serbia	14	32	5	18	*	19	31	19	*	21	*	6	174	938	436	
Sierra Leone	7	*	*	6	*	7	7	7	8	*	6	7	67	33	38	
Singapore	*	*	*	*	*	*	*	*	*	*	*	*	*	*	*	*
Somalia	14	9	7	5	7	9	14	12	13	10	11	13	124	157	263	
South Africa	*	*	*	7	*	*	*	*	*	*	*	*	12	10	17	*
South Sudan	*	*	*	*	*	*	*	*	*	*	*	*	*	*	*	*
Spain	*	*	*	*	*	*	*	*	*	*	*	*	7	*	*	*
Sri Lanka	*	*	5	*	*	*	*	*	8	7	6	*	46	28	37	
Stateless	20	11	14	7	14	6	8	9	11	8	6	6	120	310	2.399	
Sudan	17	13	18	13	22	30	36	39	23	26	11	12	260	191	234	
Suriname	*	*	*	*	*	*	*	*	*	*	*	*	8	8	5	*
Sweden	*	*	*	*	*	*	*	*	*	*	*	*	*	*	*	*
Syrian Arab Republic	151	140	173	131	187	174	207	195	219	243	150	232	2.202	2.158	18.677	
Taiwan	*	*	*	*	*	*	*	*	*	*	*	*	*	*	*	*
Tajikistan	*	6	*	5	*	10	*	6	*	*	10	6	59	19	28	
Tanzania, United Republic of	*	*	*	*	*	*	*	*	*	*	*	*	14	10	*	*
Thailand	*	*	*	*	*	*	*	*	*	*	*	*	*	*	*	*
the former Yugoslav Republic of Macedonia	7	17	15	12	8	11	7	6	*	11	8	10	112	430	111	
Togo	*	*	*	*	*	*	*	*	*	*	*	*	10	*	9	*
Trinidad and Tobago	*	*	*	*	*	5	*	*	*	5	*	5	34	22	9	*
Tunisia	11	39	21	19	10	*	11	7	13	10	13	14	172	205	25	
Turkey	20	50	23	35	25	46	36	35	39	40	78	54	481	235	56	
Turkmenistan	*	*	*	*	*	*	*	*	*	*	*	*	*	*	*	*
Uganda	6	8	7	*	*	6	7	6	5	7	12	*	72	87	113	
Ukraine	13	8	8	10	7	17	10	15	20	10	15	6	139	317	716	
United Arab Emirates	*	*	*	*	*	*	*	*	*	*	*	*	*	*	*	*
United Kingdom	*	*	*	*	*	*	*	*	*	*	*	*	5	*	*	*
United States of America	5	*	*	*	*	*	*	*	*	*	5	*	20	5	16	*
Unknown	36	28	40	31	72	51	57	53	36	56	49	41	550	457	432	
Uruguay	*	*	*	*	*	*	*	*	*	*	*	*	*	*	*	*
Uzbekistan	*	*	*	*	*	*	*	*	*	*	*	*	5	6	5	*
Venezuela	11	*	*	6	7	6	11	*	6	11	9	*	77	27	*	
Viet Nam	*	*	*	9	*	5	*	*	*	5	*	*	27	61	64	*
Yemen	10	9	17	15	11	12	14	21	16	21	8	17	171	45	52	
Zambia	*	*	*	*	*	*	*	*	*	*	*	*	*	*	8	*
Zimbabwe	*	*	*	*	*	5	*	*	*	*	*	*	17	12	8	*
Other	*	*	*	*	*	*	*	*	*	*	*	*	*	*	*	10
Totaal	1.239	1.152	1.217	1.022	1.155	1.197	1.384	1.330	1.220	1.279	1.185	1.336	14.716	18.171	43.093	

* To conceal the lowest figures, all values between 0 and 4 are replaced by asterisk.

** In May 2017 the IND has adjusted its systems to remove a small discrepancy that caused some cases to not be included in figures of (earlier versions of) this report. This adjustment may result in some small inconsistencies with reports dating from April 2017 and before. Considering the limited size of the discrepancy and to ensure consistency between reports, figures published before January 1st, 2017, will not be updated. Notwithstanding these figures, the total influx of first asylum applications in 2016 was 18,246.

Selection criterion for this table: all nationalities with at least 1 application in the current year.