



Immigratie- en Naturalisatiedienst  
*Ministerie van Justitie en Veiligheid*

## **Asylum Trends**

Monthly Report on Asylum Applications in The Netherlands

August 2021

## Colophon

<b>Title</b>	Asylum Trends
<b>Subtitle</b>	Monthly Report on Asylum Applications in The Netherlands Recent trends
<b>Author</b>	Ministry of Justice and Security Immigration and Naturalisation Service (IND) IND Business Information Centre (BIC) Rijnstraat 8   2515 XP Den Haag Postbus 16275   2500 BG Den Haag

Migratie in beweging



EUROPESE UNIE  
Het Fonds voor asiel,  
migratie en integratie

# Contents

<i>Colophon</i>	2
-----------------	---

## **Asylum applications in The Netherlands**

Total asylum applications in The Netherlands	4
First asylum applications in The Netherlands	5
Repeated asylum applications in The Netherlands	6
Family reunification in The Netherlands	7
Unaccompanied minor asylum seekers in The Netherlands	8
Monthly first asylum applications in The Netherlands	9

## **Appendix**

Appendix: Relocation and Resettlement

Appendix: Eurostat

**Total asylum influx in The Netherlands (first applications, repeated applications, family reunification influx)**  
Source: METIS

Top 10 Last thirteen months **total** asylum applications in The Netherlands

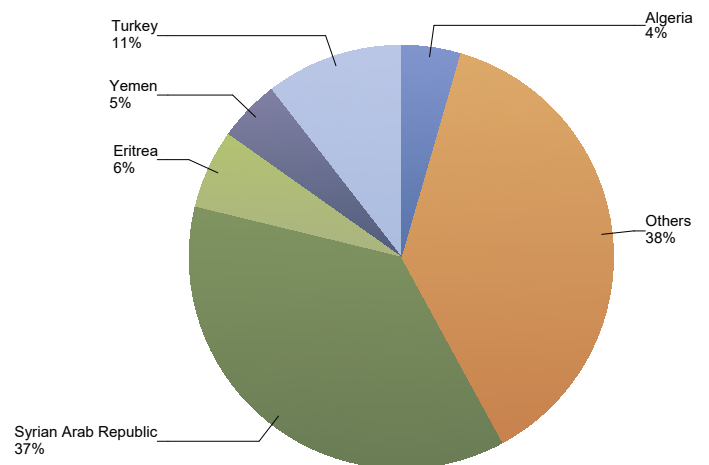
Total 2019	Total 2020	Country of citizenship	2020						2021								Last 12 months	Perc	
			Aug	Sep	Oct	Nov	Dec	Total	Jan	Feb	Mar	Apr	May	Jun	Jul	Aug			Total
5.199	5.566	Syrian Arab Republic	583	619	605	718	628	3.153	444	509	680	831	808	1.045	1.310	1.313	6.940	9.510	37%
1.357	1.265	Turkey	227	194	163	67	76	727	64	91	119	96	133	293	674	751	2.221	2.721	11%
2.365	1.504	Eritrea	63	136	111	201	144	655	59	60	103	154	154	166	147	121	964	1.556	6%
852	861	Yemen	48	89	128	151	86	502	91	84	99	104	80	97	92	111	758	1.212	5%
1.317	1.062	Algeria	97	83	146	122	138	586	108	70	96	67	74	79	88	86	668	1.157	4%
893	607	Afghanistan	58	27	68	47	68	268	44	63	123	80	50	119	131	328	938	1.148	4%
1.191	852	Morocco	91	96	101	75	83	446	75	63	71	68	57	90	86	107	617	972	4%
923	647	Unknown	60	73	56	54	58	301	33	25	51	44	52	79	102	93	479	720	3%
1.015	619	Iraq	42	67	69	61	62	301	63	58	41	53	51	66	67	61	460	719	3%
2.206	729	Nigeria	89	67	66	54	65	341	45	35	47	49	36	42	36	42	332	584	2%
12.117	5.420	Others	467	543	530	469	491	2.500	323	310	404	380	421	394	604	719	3.555	5.588	22%
29.435	19.132	Total	1.825	1.994	2.043	2.019	1.899	9.780	1.349	1.368	1.834	1.926	1.916	2.470	3.337	3.732	17.932	25.887	100%

\* To conceal the lowest figures, all values between 0 and 4 are replaced by asterisk.

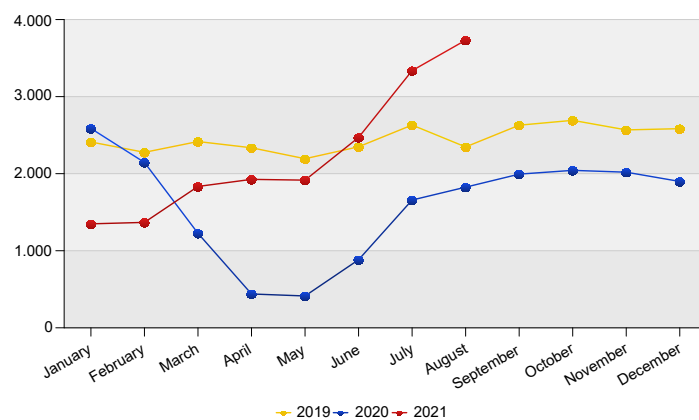
Top Total asylum applications in The Netherlands August 2021

	Country of citizenship		%
1	Syrian Arab Republic	1.313	35%
2	Turkey	751	20%
3	Afghanistan	328	9%
4	Somalia	157	4%
5	Eritrea	121	3%
6	Yemen	111	3%
7	Morocco	107	3%
8	Unknown	93	2%
9	Algeria	86	2%
10	Iraq	61	2%
	Others	604	16%
<b>Total August 2021</b>		<b>3.732</b>	<b>100%</b>

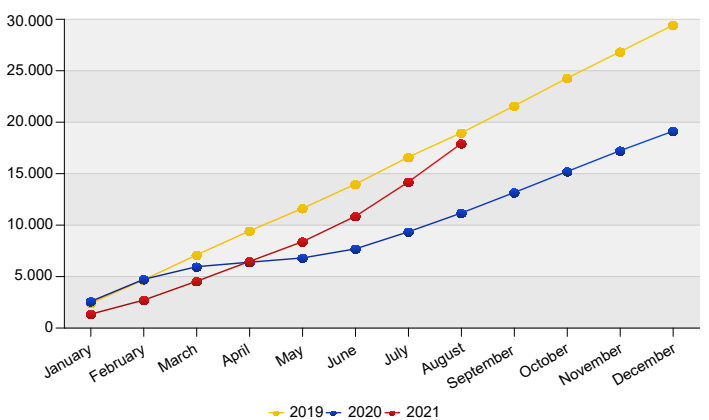
Top Nationalities total applications last twelve months  
Period: Sep 2020 - Aug 2021  
Number of total asylum applications: 25.887



Total asylum applications in The Netherlands



Cumulative development of total asylum applications in The Netherlands



**First asylum applications in The Netherlands**  
Source: METIS

Top 10 Last thirteen months **first** asylum applications in The Netherlands

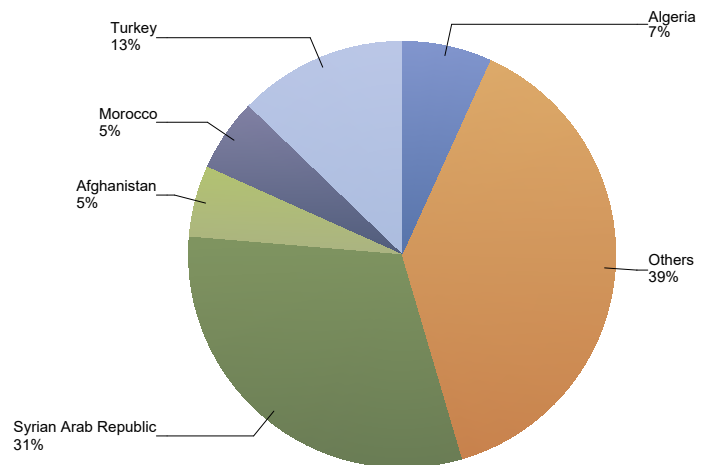
Total 2019	Total 2020 **	Country of citizenship	2020						2021								Last 12 months	Perc	
			Aug	Sep	Oct	Nov	Dec	Total	Jan	Feb	Mar	Apr	May	Jun	Jul	Aug			Total
3.675	4.022	Syrian Arab Republic	430	541	394	449	353	2.167	266	256	321	252	308	454	625	791	3.273	5.010	31%
1.251	989	Turkey	186	135	140	47	51	559	26	23	43	42	81	254	570	662	1.701	2.074	13%
1.211	993	Algeria	92	82	144	117	132	567	103	66	92	63	69	72	79	78	622	1.097	7%
1.062	774	Morocco	81	94	96	67	78	416	62	60	61	62	53	78	81	98	555	890	5%
437	389	Afghanistan	35	16	51	33	56	191	28	36	81	71	41	98	109	255	719	875	5%
870	581	Unknown	54	62	46	53	48	263	29	24	42	38	37	69	85	80	404	613	4%
501	368	Eritrea	33	42	35	27	56	193	42	47	23	44	47	85	62	88	438	598	4%
2.102	633	Nigeria	82	60	60	42	53	297	39	32	35	42	25	37	33	31	274	489	3%
222	202	Somalia	22	31	24	27	22	126	13	8	26	16	22	47	69	149	350	454	3%
645	410	Yemen	39	42	26	22	34	163	24	15	35	37	28	40	48	87	314	438	3%
10.557	4.312	Others	365	384	388	343	333	1.813	237	209	262	239	240	252	358	435	2.232	3.680	23%
22.533	13.673	Total	1.419	1.489	1.404	1.227	1.216	6.755	869	776	1.021	906	951	1.486	2.119	2.754	10.882	16.218	100%

\* To conceal the lowest figures, all values between 0 and 4 are replaced by asterisk.

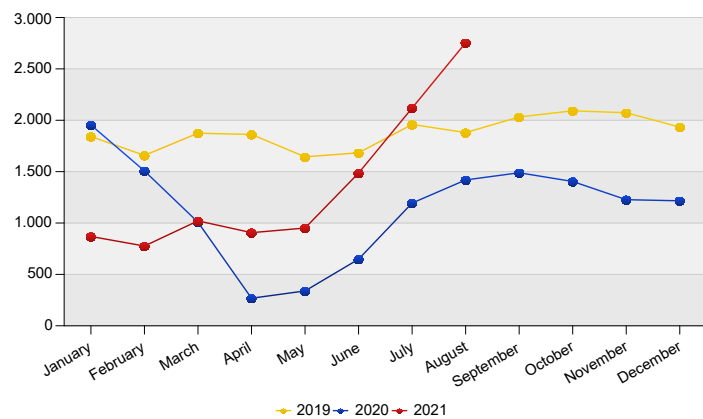
Top First asylum applications in The Netherlands August 2021

	Country of citizenship		%
1	Syrian Arab Republic	791	29%
2	Turkey	662	24%
3	Afghanistan	255	9%
4	Somalia	149	5%
5	Morocco	98	4%
6	Eritrea	88	3%
7	Yemen	87	3%
8	Unknown	80	3%
9	Algeria	78	3%
10	China (including Hong Kong)	46	2%
	Others	420	15%
<b>Total August 2021</b>		2.754	100%

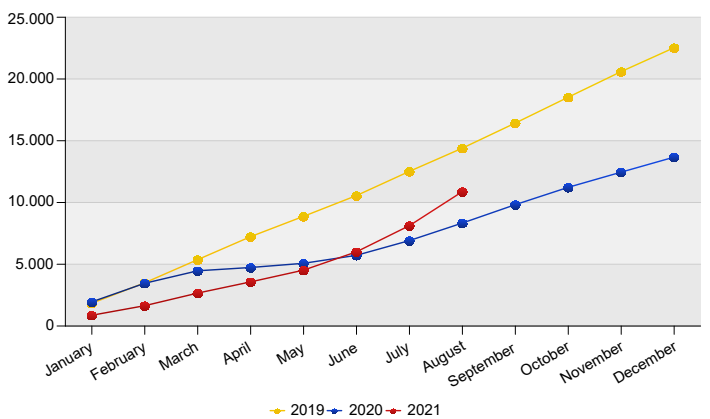
Top Nationalities first applications last twelve months  
Period: Sep 2020 - Aug 2021  
Number of first asylum applications: 16.218



First asylum applications in The Netherlands



Cumulative development of first asylum applications in The Netherlands



**Repeated asylum applications in The Netherlands**  
Source: METIS

Top 10 Last thirteen months repeated asylum applications in The Netherlands

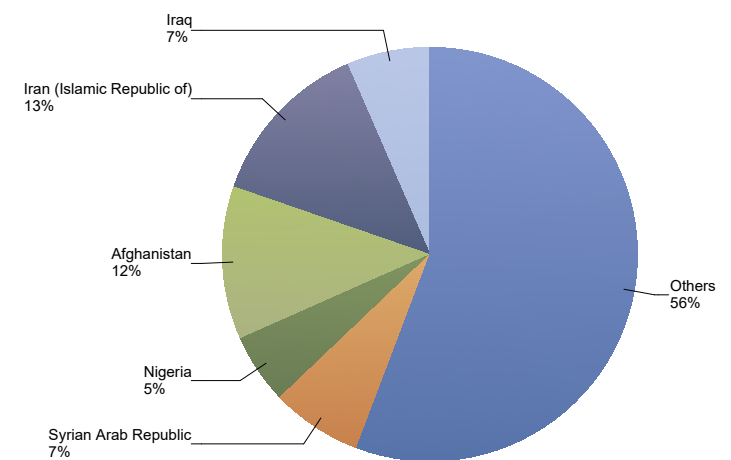
Total 2019	Total 2020	Country of citizenship	2020					2021								Last 12 months	Perc		
			Aug	Sep	Oct	Nov	Dec	Total	Jan	Feb	Mar	Apr	May	Jun	Jul			Aug	Total
261	182	Iran (Islamic Republic of)	12	18	15	23	18	86	9	15	17	20	29	17	31	12	150	224	13%
354	182	Afghanistan	20	6	13	14	9	62	15	19	20	9	7	*	18	69	161	203	12%
161	83	Syrian Arab Republic	10	6	16	12	8	52	*	17	5	20	6	*	8	19	79	121	7%
303	175	Iraq	16	20	12	9	8	65	16	7	8	6	5	7	8	5	62	111	7%
95	96	Nigeria	7	7	6	12	12	44	6	*	11	7	11	5	*	10	56	93	5%
85	66	Eritrea	*	12	6	5	5	32	*	5	10	5	9	9	6	5	51	79	5%
127	73	Morocco	10	*	5	*	5	25	10	*	10	6	*	9	*	9	55	70	4%
106	68	Algeria	5	*	*	5	5	18	5	*	*	*	5	7	7	7	43	56	3%
24	33	Stateless	*	6	*	7	8	25	*	*	*	*	9	*	*	9	21	46	3%
67	35	Somalia	*	*	*	*	*	14	9	*	*	*	*	*	*	*	24	35	2%
1.140	603	Others	49	75	62	60	57	303	42	45	57	57	46	43	60	58	408	662	39%
2.723	1.596	Total	136	155	144	155	136	726	116	120	144	138	134	106	146	206	1.110	1.700	100%

\* To conceal the lowest figures, all values between 0 and 4 are replaced by asterisk.

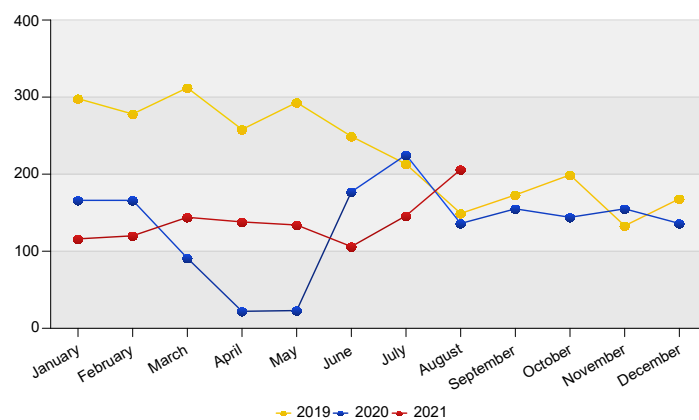
Top Repeated asylum applications in The Netherlands August 2021

Country of citizenship		%
1 Afghanistan	69	33%
2 Syrian Arab Republic	19	9%
3 Iran (Islamic Republic of)	12	6%
4 Nigeria	10	5%
5 Morocco	9	4%
6 Stateless	9	4%
Others	78	38%
<b>Total August 2021</b>	<b>206</b>	<b>100%</b>

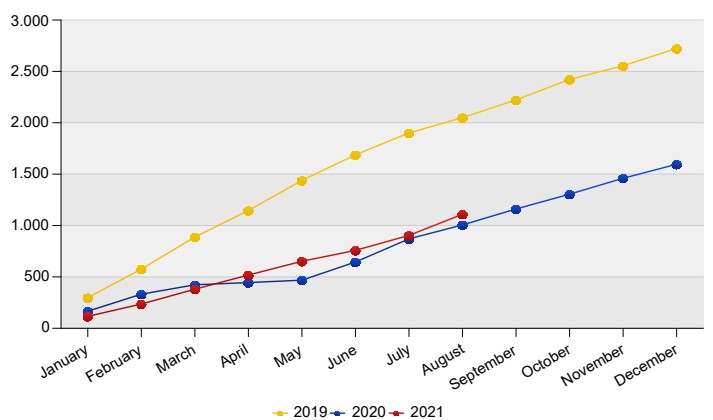
Top Nationalities repeated asylum applications last twelve months  
Period: Sep 2020 - Aug 2021  
Number of repeated asylum applications: 1.700



Repeated asylum applications in The Netherlands



Cumulative development of repeated asylum applications in The Netherlands



**Influx of family reunification in The Netherlands (Council Directive 2003/86/EC Chapter V)**  
 Source: METIS

Top 10 Last thirteen months Influx of family reunification in The Netherlands

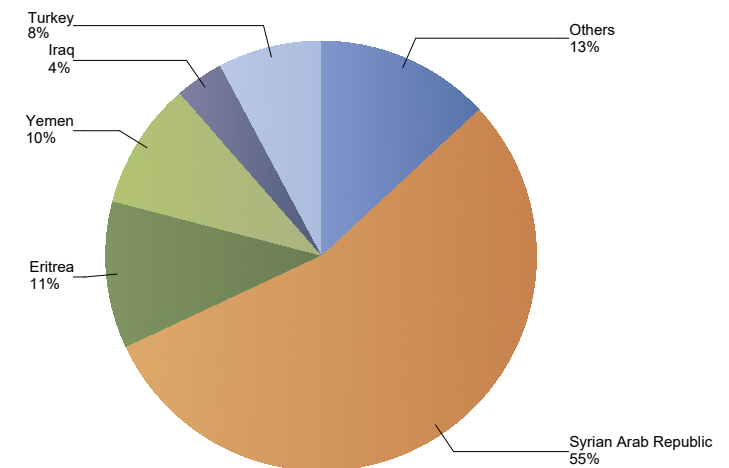
Total 2019	Total 2020	Country of citizenship	2020					2021												Last 12 months	Perc
			Aug	Sep	Oct	Nov	Dec	Total	Jan	Feb	Mar	Apr	May	Jun	Jul	Aug	Total				
1.363	1.461	Syrian Arab Republic	143	72	195	257	267	934	176	236	354	559	494	589	677	503	3.588	4.379	55%		
1.779	1.070	Eritrea	26	82	70	169	83	430	15	8	70	105	98	72	79	28	475	879	11%		
201	423	Yemen	6	47	101	125	51	330	65	69	63	66	51	57	40	24	435	759	10%		
76	255	Turkey	40	56	17	20	24	157	38	66	73	50	50	39	101	88	505	622	8%		
91	108	Iraq	*	17	20	22	29	91	13	36	13	27	34	31	21	25	200	288	4%		
142	132	Stateless	14	*	23	12	30	81	*	12	12	18	20	27	44	31	168	235	3%		
68	97	Pakistan	12	35	17	*	13	78	13	*	6	17	8	7	28	9	88	154	2%		
62	48	Iran (Islamic Republic of)	*	*	6	11	20	37	15	*	28	13	11	*	*	*	78	115	1%		
21	40	Unknown	*	9	9	*	5	26	*	*	5	6	11	8	16	8	57	81	1%		
102	36	Afghanistan	*	5	*	*	*	15	*	8	22	*	*	17	*	*	58	70	1%		
274	193	Others	21	25	33	19	22	120	22	34	23	21	52	28	59	49	288	387	5%		
4.179	3.863	<b>Total</b>	<b>270</b>	<b>350</b>	<b>495</b>	<b>637</b>	<b>547</b>	<b>2.299</b>	<b>364</b>	<b>472</b>	<b>669</b>	<b>882</b>	<b>831</b>	<b>878</b>	<b>1.072</b>	<b>772</b>	<b>5.940</b>	<b>7.969</b>	<b>100%</b>		

\* To conceal the lowest figures, all values between 0 and 4 are replaced by asterisk.

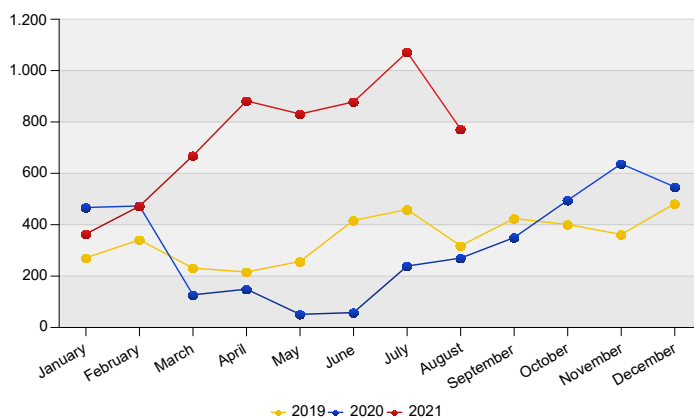
Top Influx of family reunification in The Netherlands August 2021

Country of citizenship			%
1	Syrian Arab Republic	503	65%
2	Turkey	88	11%
3	Stateless	31	4%
4	Eritrea	28	4%
5	Iraq	25	3%
	Others	97	13%
<b>Total August 2021</b>		<b>772</b>	<b>100%</b>

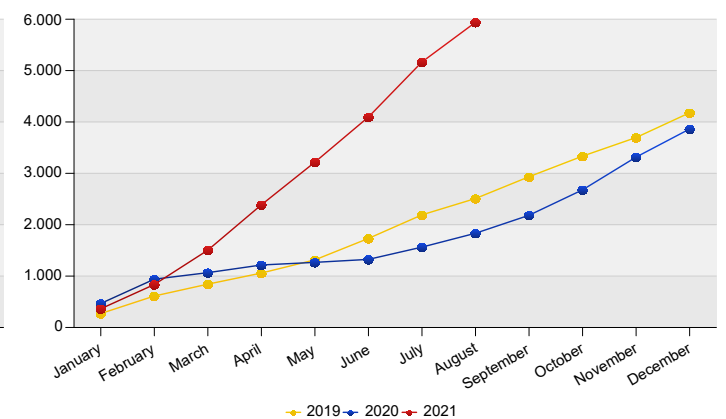
Top Nationalities Influx of family reunification last twelve months  
 Period: Sep 2020 - Aug 2021  
 Number of influx family reunification: 7.969



Influx of family reunification in The Netherlands



Cumulative development of Influx of family reunification in The Netherlands



**Influx of indicated unaccompanied minor asylum seekers in The Netherlands**  
Source: METIS

Top 10 Unaccompanied minor asylum applications in The Netherlands

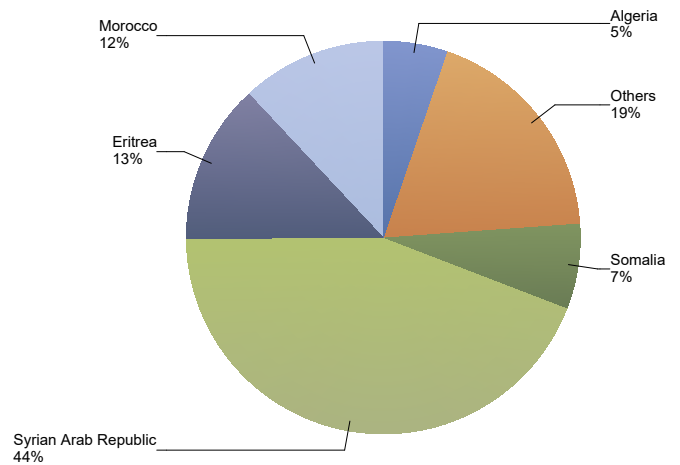
Total 2019	Total 2020	Country of citizenship	2020						2021						Last 12 months	Perc			
			Aug	Sep	Oct	Nov	Dec	Total	Jan	Feb	Mar	Apr	May	Jun			Jul	Aug	Total
308	446	Syrian Arab Republic	37	59	47	73	61	277	42	30	45	35	33	37	55	138	415	655	44%
111	81	Eritrea	10	12	8	5	25	60	11	14	*	12	*	31	29	45	146	196	13%
163	143	Morocco	19	15	17	24	23	98	13	8	9	12	12	11	22	99	178	12%	
26	27	Somalia	*	*	*	8	5	18	*	*	5	*	9	13	14	43	89	104	7%
68	61	Algeria	7	*	7	10	17	45	7	*	*	*	*	6	*	9	40	78	5%
56	46	Afghanistan	5	7	5	*	5	26	*	*	*	5	6	8	10	16	54	75	5%
35	31	Unknown	*	*	*	*	6	20	*	*	*	*	*	6	5	7	29	45	3%
64	21	Iraq	*	*	*	*	*	6	*	*	*	*	*	6	5	*	18	24	2%
23	18	Yemen	*	*	*	*	*	10	*	*	*	*	*	*	5	5	14	23	2%
10	19	Sudan	*	*	*	*	5	11	*	*	*	*	*	*	*	*	*	15	1%
9	7	Sierra Leone	*	*	*	*	*	6	*	*	*	*	*	*	*	*	8	12	1%
173	86	Others	7	13	11	11	12	54	*	*	*	*	*	*	9	13	36	83	6%
1.046	986	Total	95	118	107	146	165	631	85	71	74	79	74	119	149	301	952	1.488	100%

\* To conceal the lowest figures, all values between 0 and 4 are replaced by asterisk.

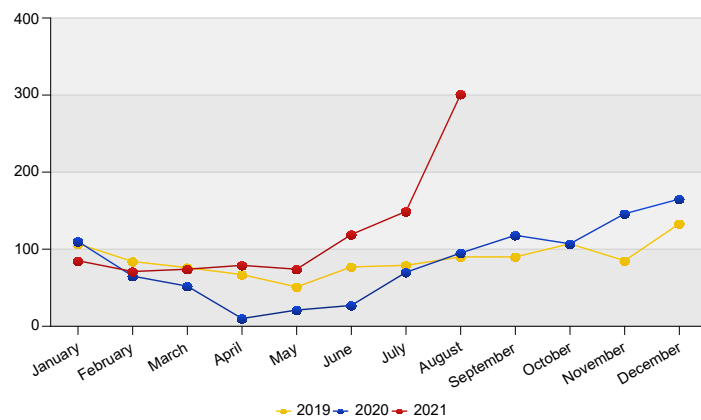
Top Unaccompanied minor asylum applications in The Netherlands August 2021

Country of citizenship			%
1	Syrian Arab Republic	138	46%
2	Eritrea	45	15%
3	Somalia	43	14%
4	Morocco	22	7%
5	Afghanistan	16	5%
	Others	37	12%
<b>Total August 2021</b>		<b>301</b>	<b>100%</b>

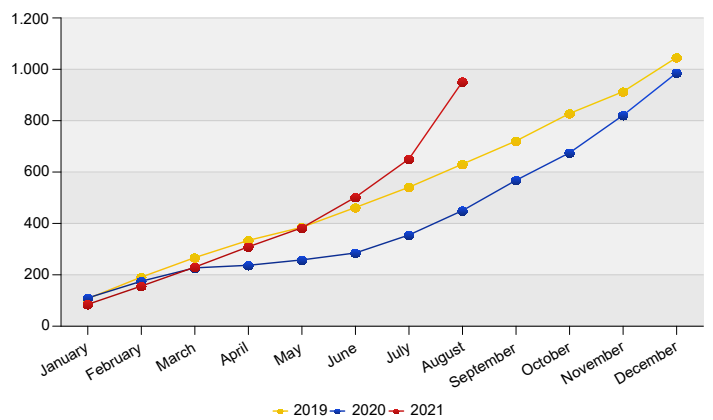
Top Nationalities unaccompanied minor asylum applications last twelve months  
Period: Sep 2020 - Aug 2021  
Number of unaccompanied minor asylum applications: 1.488



Unaccompanied minor asylum applications in The Netherlands



Cumulative development of Unaccompanied minor asylum applications in The Netherlands





Monthly First Asylum Applications in The Netherlands in 2021

Source: METIS

Country of citizenships	Jan	Feb	Mar	Apr	May	Jun	Jul	Aug	2019	2020	2021	Total 2018
Afghanistan	28	36	81	71	41	98	109	255	437	389	719	325
Albania	*	*	*	*	7	5	*	5	192	82	27	551
Algeria	103	66	92	63	69	72	79	78	1.211	993	622	1.267
Angola	*	*	*	*	*	*	*	*	56	12	*	30
Argentina	*	*	*	*	*	*	*	*	*	*	*	*
Armenia	*	*	*	5	*	*	*	6	72	25	22	62
Australia	*	*	*	*	*	*	*	*	*	*	*	*
Azerbaijan	*	*	8	9	*	6	9	6	375	115	45	239
Bahrain	*	*	*	*	*	*	*	*	*	5	*	5
Bangladesh	*	*	*	*	*	*	*	*	20	21	7	22
Belarus	*	9	12	5	5	7	6	6	165	84	53	252
Belgium	*	*	*	*	*	*	*	*	*	*	*	*
Benin	*	*	*	*	*	*	*	*	*	*	*	11
Bolivia	*	*	*	*	*	*	*	*	*	*	*	*
Bosnia and Herzegovina	*	*	*	*	*	*	*	*	72	11	*	49
Brazil	*	*	*	*	*	*	*	*	8	19	10	7
Bulgaria	*	*	*	*	*	*	*	*	*	5	*	*
Burkina Faso	*	*	*	*	*	*	*	*	8	8	6	6
Burundi	*	*	*	*	*	*	*	*	*	*	*	11
Cameroon	*	*	*	*	*	*	*	*	49	36	8	28
Canada	*	*	*	*	*	*	*	*	*	*	*	*
Cape Verde	*	*	*	*	*	*	*	*	*	*	*	*
Central African Republic	*	*	*	*	*	*	*	*	*	*	*	*
Chad	*	*	*	*	*	*	*	*	22	11	*	36
Chile	*	*	*	*	*	*	*	*	*	*	*	*
China (including Hong Kong)	*	*	5	*	*	*	23	46	155	56	87	164
Colombia	*	*	*	*	*	8	9	10	158	106	40	44
Comoros	*	*	*	*	*	*	*	*	*	*	*	*
Congo, the Democratic Republic of the	*	*	*	*	*	*	*	*	10	10	*	14
Congo, the Republic of the	*	*	*	*	*	*	*	*	43	17	12	27
Costa Rica	*	*	*	*	*	*	*	*	*	*	*	*
Cote d'Ivoire	*	*	*	*	*	*	*	*	49	29	5	51
Croatia	*	*	*	*	*	*	*	*	*	*	*	*
Cuba	*	*	*	*	*	*	*	*	18	8	*	162
Czech Republic	*	*	*	*	*	*	*	*	*	5	*	*
Djibouti	*	*	*	*	*	*	*	*	*	*	*	5
Dominican Republic	*	*	*	*	*	*	*	*	9	5	*	7
East Timor	*	*	*	*	*	*	*	*	8	*	*	*
Ecuador	*	*	*	*	*	*	*	*	*	*	*	*
Egypt	*	*	5	5	6	7	*	14	190	101	48	149
El Salvador	*	*	*	*	*	*	*	5	34	28	12	21
Eritrea	42	47	23	44	47	85	62	88	501	368	438	1.284
Estonia	*	*	*	*	*	*	*	*	*	*	*	*
Ethiopia	*	5	10	7	*	11	14	10	92	44	65	54
France	*	*	*	*	*	*	*	*	7	*	*	*
Gabon	*	*	*	*	*	*	*	*	*	*	*	*
Gambia	8	10	8	13	13	15	10	14	539	204	91	351
Georgia	*	*	*	7	11	8	11	7	326	163	51	350
Germany	*	*	*	8	*	*	*	*	9	6	9	5
Ghana	8	*	*	*	*	*	*	*	89	41	29	80
Greece	*	*	*	*	*	*	*	*	5	*	*	*
Guinea	6	*	8	*	10	6	8	*	195	108	48	242
Guinea-Bissau	*	*	*	*	*	*	*	*	28	10	*	17
Guyana	*	*	*	*	*	*	*	*	*	*	*	*
Haiti	*	*	*	*	*	*	*	*	7	*	*	*
Honduras	*	*	*	*	*	*	*	*	10	6	*	7
Hungary	*	*	*	*	*	*	*	*	*	5	*	*
India	*	*	*	*	*	*	14	45	49	14	66	49
Indonesia	*	*	*	*	*	*	*	*	8	9	*	8
Iran (Islamic Republic of)	14	11	13	12	18	15	24	33	1.534	370	140	1.869
Iraq	34	15	20	20	12	28	38	31	621	336	198	737
Israel	*	*	*	*	*	*	*	*	*	*	*	6
Italy	*	*	*	*	*	*	*	*	7	5	*	*
Jamaica	*	*	*	*	*	*	*	*	19	6	7	16
Japan	*	*	*	*	*	*	*	*	*	*	*	*
Jordan	*	*	*	*	*	*	*	*	116	55	7	74
Kazakhstan	*	*	*	*	*	*	*	*	36	28	7	17
Kenya	*	*	*	*	*	*	*	*	5	12	*	17
Korea, Republic of	*	*	*	*	*	*	*	*	*	*	7	*
Kosovo / UNSCR 1244	*	*	*	*	*	*	14	*	56	42	17	36
Kuwait	*	*	*	*	*	*	*	*	6	8	*	*
Kyrgyzstan	*	*	*	*	*	*	*	*	16	*	*	10
Latvia	*	*	*	*	*	*	*	*	*	*	*	*
Lebanon	*	7	8	*	*	*	*	15	119	88	37	71
Liberia	*	*	*	*	*	*	*	*	29	11	6	22
Libyan Arab Jamahiriya	9	9	14	5	5	10	9	11	304	188	72	462
Lithuania	*	*	*	*	*	*	*	*	*	*	*	*

Monthly First Asylum Applications in The Netherlands in 2021

Source: METIS

Country of citizenships	Jan	Feb	Mar	Apr	May	Jun	Jul	Aug	2019	2020	2021	Total 2018
Malawi	*	*	*	*	*	*	*	*	*	*	*	*
Malaysia	*	*	6	*	*	*	*	*	*	*	7	*
Mali	*	*	*	*	*	*	*	*	42	21	17	37
Mauritania	*	*	*	*	*	*	*	*	12	11	*	10
Mauritius	*	*	*	*	*	*	*	*	*	*	*	*
Mexico	*	*	*	7	*	*	5	*	5	7	16	*
Moldova, Republic of	*	*	*	*	*	6	*	*	1.207	32	13	831
Mongolia	*	*	*	*	*	*	*	*	14	13	*	23
Montenegro	*	*	*	*	*	*	*	*	21	*	*	*
Morocco	62	60	61	62	53	78	81	98	1.062	774	555	1.066
Mozambique	*	*	*	*	*	*	*	*	*	*	*	*
Myanmar	*	*	*	*	*	*	*	*	28	16	7	32
Namibia	*	*	*	*	*	*	*	*	*	*	*	*
Nepal	*	*	*	*	*	*	*	*	8	*	*	*
Netherlands	*	*	*	*	*	*	*	*	*	*	*	8
Nicaragua	*	*	*	*	*	*	*	*	37	5	*	30
Niger	*	*	*	*	*	*	*	*	56	27	10	24
Nigeria	39	32	35	42	25	37	33	31	2.102	633	274	558
Oman	*	*	*	*	*	*	*	*	*	*	*	*
Pakistan	25	22	52	29	13	16	22	29	397	267	208	309
Palestinian Territory, Occupied	*	*	*	*	*	*	*	*	40	17	5	79
Panama	*	*	*	*	*	*	*	*	*	*	*	*
Peru	*	*	*	*	*	*	*	*	11	7	*	*
Philippines	*	*	*	*	*	*	*	*	*	8	*	*
Poland	*	*	*	*	*	*	*	*	*	10	*	*
Portugal	*	*	*	*	*	*	*	*	*	*	*	*
Republic of North Macedonia	*	*	*	*	*	*	*	*	264	54	9	*
Romania	*	*	*	*	*	*	*	*	*	*	*	*
Russian Federation	7	6	8	16	23	13	21	19	398	180	113	294
Rwanda	*	*	*	*	*	*	*	*	5	5	6	20
Saint Kitts and Nevis	*	*	*	*	*	*	*	*	*	*	*	*
Saint Lucia	*	*	*	*	*	*	*	*	*	*	*	*
Saudi Arabia	*	*	*	*	*	*	5	*	19	9	11	10
Senegal	6	*	*	*	*	*	*	8	107	45	31	62
Serbia	*	*	*	6	5	*	*	*	326	82	18	125
Sierra Leone	7	11	5	*	*	5	*	8	111	58	45	88
Somalia	13	8	26	16	22	47	69	149	222	202	350	133
South Africa	*	*	*	*	*	*	*	*	9	5	*	5
South Sudan	*	*	*	*	*	*	*	*	5	8	9	*
Spain	*	*	*	*	*	*	*	*	*	*	*	*
Sri Lanka	*	*	*	*	*	*	*	*	56	22	6	30
Stateless	*	*	*	5	*	*	*	*	38	33	19	49
Sudan	14	*	8	*	6	9	9	9	199	157	61	249
Suriname	*	*	*	*	*	*	*	*	*	17	*	6
Sweden	*	*	*	*	*	*	*	*	*	*	*	*
Syrian Arab Republic	266	256	321	252	308	454	625	791	3.675	4.022	3.273	2.956
Taiwan	*	*	*	*	*	*	*	*	*	*	*	*
Tajikistan	*	*	*	*	*	*	8	*	109	19	15	178
Tanzania, United Republic of	*	*	*	*	*	*	*	*	14	17	*	6
Thailand	*	*	*	*	*	*	*	*	*	*	*	*
Togo	*	*	*	*	*	*	*	*	11	*	*	7
Trinidad and Tobago	*	*	*	*	*	*	*	*	13	*	*	23
Tunisia	22	25	17	12	16	11	12	16	296	242	131	387
Turkey	26	23	43	42	81	254	570	662	1.251	989	1.701	1.301
Turkmenistan	*	*	*	5	*	*	*	*	5	*	9	10
Uganda	*	*	7	6	6	*	5	*	220	85	36	145
Ukraine	*	*	*	*	6	*	*	16	132	42	36	303
United Arab Emirates	*	*	*	*	*	*	*	*	*	*	*	*
United Kingdom	*	*	*	*	*	*	*	*	*	*	*	*
United States of America	*	*	*	*	*	*	6	*	17	11	9	25
Unknown	29	24	42	38	37	69	85	80	870	581	404	678
Uruguay	*	*	*	*	*	*	*	*	*	*	*	*
Uzbekistan	*	*	*	*	*	*	*	*	7	11	16	12
Venezuela	*	*	*	*	5	*	*	*	182	83	18	150
Viet Nam	*	*	*	*	*	*	*	*	50	18	9	41
Yemen	24	15	35	37	28	40	48	87	645	410	314	528
Zambia	*	*	*	*	*	*	*	*	*	*	*	*
Zimbabwe	*	*	*	*	*	*	*	*	20	12	6	5
Other	*	*	*	*	*	*	*	*	52	*	*	109
<b>Totaal</b>	<b>869</b>	<b>776</b>	<b>1.021</b>	<b>906</b>	<b>951</b>	<b>1.486</b>	<b>2.119</b>	<b>2.754</b>	<b>22.533</b>	<b>13.673</b>	<b>10.882</b>	<b>20.353</b>

\* To conceal the lowest figures, all values between 0 and 4 are replaced by asterisk.  
Selection criterion for this table: all nationalities with at least 1 application in the current year.