



Immigratie- en Naturalisatiedienst
Ministerie van Justitie en Veiligheid

Asylum Trends

Monthly Report on Asylum Applications in The Netherlands

August 2019

Colophon

Title	Asylum Trends
Subtitle	Monthly Report on Asylum Applications in The Netherlands Recent trends
Author	Ministry of Justice and Security Immigration and Naturalisation Service (IND) IND Business Information Centre (BIC) Rijnstraat 8 2515 XP Den Haag Postbus 16275 2500 BG Den Haag

Migratie in beweging



EUROPESE UNIE
Het Fonds voor asiel,
migratie en integratie

Contents

<i>Colophon</i>	2
-----------------	---

Asylum applications in The Netherlands

Total asylum applications in The Netherlands	4
First asylum applications in The Netherlands	5
Repeated asylum applications in The Netherlands	6
Family reunification in The Netherlands	7
Unaccompanied minor asylum seekers in The Netherlands	8
Monthly first asylum applications in The Netherlands	9

Appendix

Appendix: Relocation and Resettlement

Appendix: Eurostat

Total asylum influx in The Netherlands (first applications, repeated applications, family reunification influx)
Source: METIS

Top 10 Last thirteen months **total** asylum applications in The Netherlands

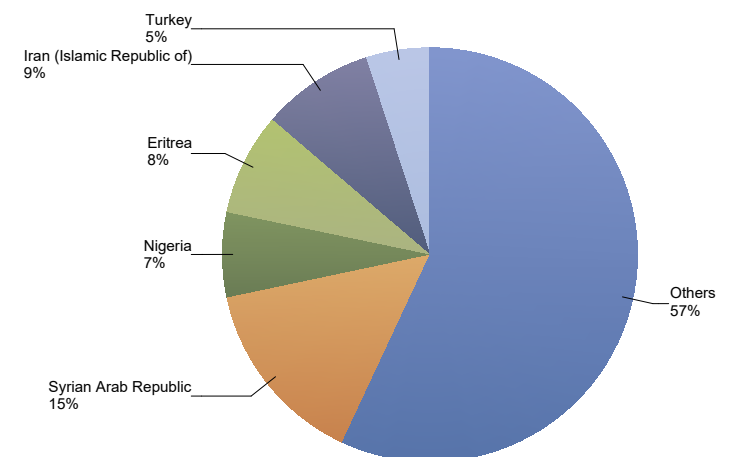
Total 2017	Total 2018	Country of citizenship	2018					Total	2019								Last 12 months	Perc	
			Aug	Sep	Oct	Nov	Dec		Jan	Feb	Mar	Apr	May	Jun	Jul	Aug			Total
10.829	5.203	Syrian Arab Republic	453	407	445	354	415	2.074	326	271	320	337	287	394	423	418	2.776	4.397	15%
1.015	2.422	Iran (Islamic Republic of)	257	366	368	256	195	1.442	187	205	184	220	183	161	132	148	1.420	2.605	9%
4.038	3.953	Eritrea	271	228	203	236	180	1.118	149	237	127	122	162	273	302	165	1.537	2.384	8%
331	659	Nigeria	56	82	73	92	84	387	126	164	216	231	254	218	244	187	1.640	1.971	7%
509	1.382	Turkey	154	200	131	102	130	717	112	112	92	124	102	105	174	114	935	1.498	5%
924	1.336	Algeria	134	123	156	148	129	690	141	110	112	124	68	82	87	85	809	1.365	5%
1.418	1.588	Iraq	185	193	153	157	113	801	96	100	93	90	90	108	86	56	719	1.335	4%
1.020	1.163	Morocco	87	85	104	138	117	531	126	105	102	106	90	97	110	98	834	1.278	4%
342	852	Moldova, Republic of	40	106	113	113	86	458	78	71	179	71	62	25	13	82	581	999	3%
872	1.207	Afghanistan	160	129	100	97	67	553	69	61	72	67	95	58	76	95	593	986	3%
10.029	10.615	Others	1.072	1.077	1.040	895	889	4.973	998	842	924	844	798	833	994	913	7.146	11.047	37%
31.327	30.380	Total	2.869	2.996	2.886	2.588	2.405	13.744	2.408	2.278	2.421	2.336	2.191	2.354	2.641	2.361	18.990	29.865	100%

* To conceal the lowest figures, all values between 0 and 4 are replaced by asterisk.

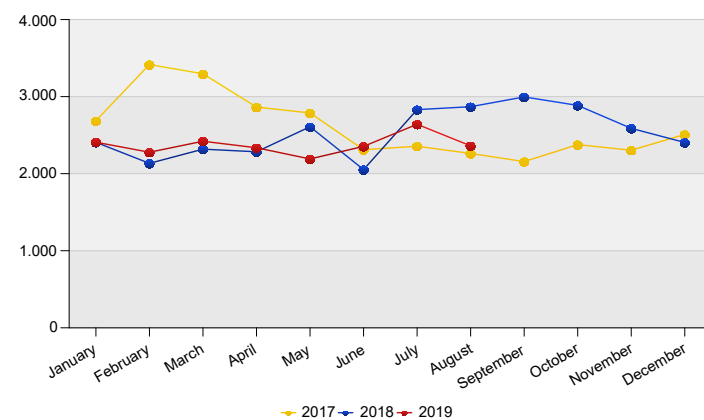
Top Total asylum applications in The Netherlands August 2019

	Country of citizenship		%
1	Syrian Arab Republic	418	18%
2	Nigeria	187	8%
3	Eritrea	165	7%
4	Iran (Islamic Republic of)	148	6%
5	Turkey	114	5%
6	Morocco	98	4%
7	Afghanistan	95	4%
8	Algeria	85	4%
9	Russian Federation	84	4%
10	Moldova, Republic of	82	3%
	Others	885	37%
Total August 2019		2.361	100%

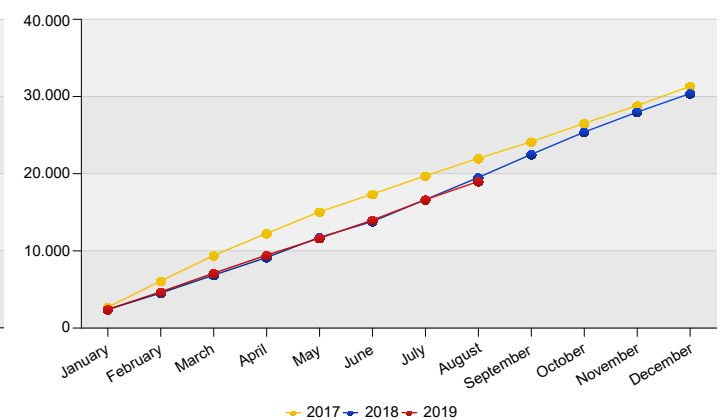
Top Nationalities total applications last twelve months
Period: Sep 2018 - Aug 2019
Number of total asylum applications: 29.865



Total asylum applications in The Netherlands



Cumulative development of total asylum applications in The Netherlands



First asylum applications in The Netherlands
Source: METIS

Top 10 Last thirteen months **first** asylum applications in The Netherlands

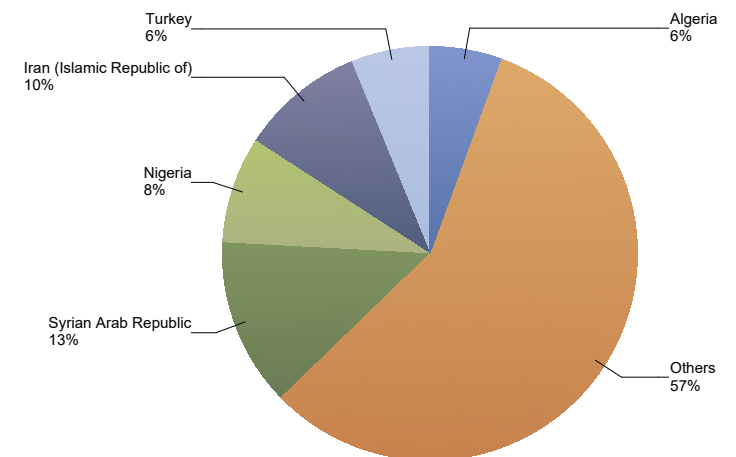
Total 2017	Total 2018 **	Country of citizenship	2018					Total	2019								Last 12 months	Perc	
			Aug	Sep	Oct	Nov	Dec		Jan	Feb	Mar	Apr	May	Jun	Jul	Aug			Total
2.202	2.956	Syrian Arab Republic	337	276	259	192	272	1.336	204	160	211	247	196	283	302	345	1.948	2.947	13%
718	1.869	Iran (Islamic Republic of)	198	317	322	213	150	1.200	156	162	150	186	147	134	106	133	1.174	2.176	10%
245	558	Nigeria	47	64	65	87	80	343	120	158	204	227	242	207	237	177	1.572	1.868	8%
481	1.301	Turkey	144	188	126	95	124	677	110	101	87	116	90	97	154	107	862	1.395	6%
891	1.267	Algeria	126	113	148	143	124	654	130	99	109	107	58	75	71	78	727	1.255	6%
977	1.066	Morocco	81	80	97	126	104	488	121	97	91	90	79	83	91	89	741	1.148	5%
342	831	Moldova, Republic of	40	101	105	113	79	438	72	71	179	71	58	22	13	82	568	966	4%
550	678	Unknown	74	45	66	62	73	320	64	59	85	31	61	74	102	63	539	785	3%
724	737	Iraq	56	79	96	84	59	374	57	56	43	52	53	57	69	33	420	738	3%
1.095	1.284	Eritrea	108	98	101	52	53	412	36	53	43	31	41	36	50	35	325	629	3%
6.491	7.806	Others	813	888	840	673	654	3.868	772	642	673	705	620	622	773	753	5.560	8.615	38%
14.716	20.353	Total	2.024	2.249	2.225	1.840	1.772	10.110	1.842	1.658	1.875	1.863	1.645	1.690	1.968	1.895	14.436	22.522	100%

* To conceal the lowest figures, all values between 0 and 4 are replaced by asterisk.

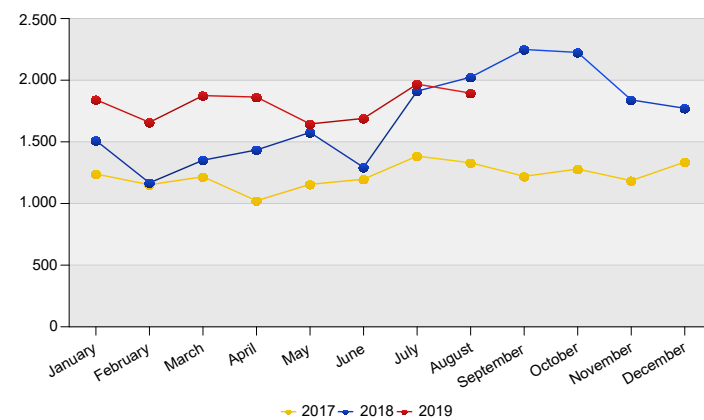
Top First asylum applications in The Netherlands August 2019

	Country of citizenship		%
1	Syrian Arab Republic	345	18%
2	Nigeria	177	9%
3	Iran (Islamic Republic of)	133	7%
4	Turkey	107	6%
5	Morocco	89	5%
6	Russian Federation	83	4%
7	Moldova, Republic of	82	4%
8	Algeria	78	4%
9	Unknown	63	3%
10	Afghanistan	60	3%
	Others	678	36%
Total August 2019		1.895	100%

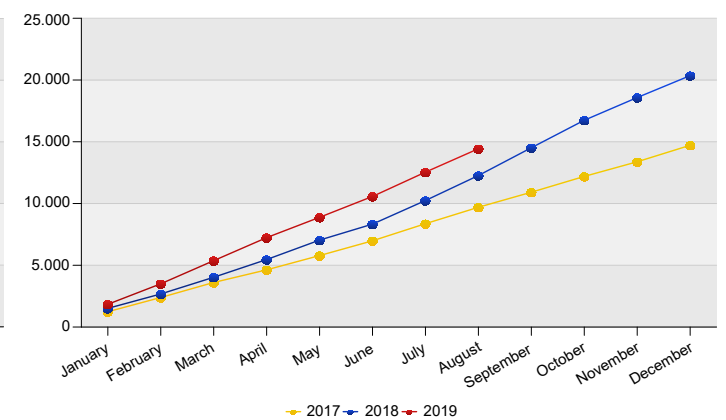
Top Nationalities first applications last twelve months
Period: Sep 2018 - Aug 2019
Number of first asylum applications: 22.522



First asylum applications in The Netherlands



Cumulative development of first asylum applications in The Netherlands



Repeated asylum applications in The Netherlands
Source: METIS

Top 10 Last thirteen months repeated asylum applications in The Netherlands

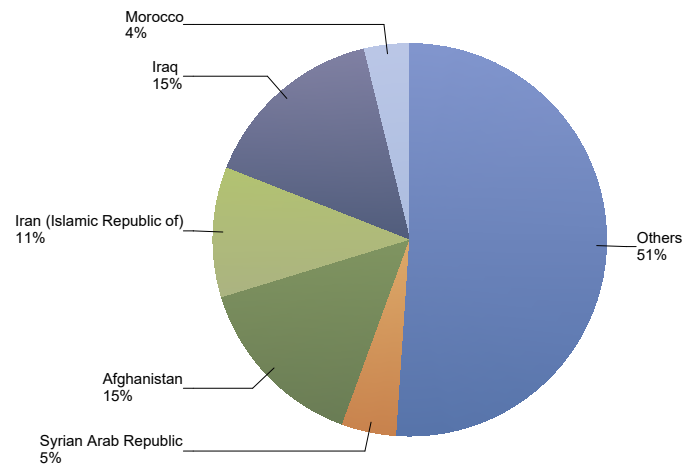
Total 2017	Total 2018	Country of citizenship	2018					Total	2019								Last 12 months	Perc	
			Aug	Sep	Oct	Nov	Dec		Jan	Feb	Mar	Apr	May	Jun	Jul	Aug			Total
249	658	Iraq	123	112	54	65	51	405	32	43	44	32	27	32	12	17	239	521	15%
464	634	Afghanistan	89	68	50	50	47	304	40	29	39	37	44	33	41	25	288	503	15%
176	432	Iran (Islamic Republic of)	48	37	45	40	41	211	26	37	29	32	33	22	16	8	203	366	11%
45	110	Syrian Arab Republic	20	9	8	13	8	58	14	11	27	18	15	11	14	6	116	154	5%
36	95	Morocco	6	5	7	12	13	43	5	8	11	16	11	14	19	9	93	130	4%
33	68	Algeria	8	10	8	5	5	36	11	11	*	17	10	7	16	7	82	110	3%
62	105	Eritrea	8	9	11	14	14	56	12	5	10	7	11	12	*	*	62	110	3%
11	23	Albania	*	*	*	11	*	20	26	9	26	*	*	*	5	*	75	92	3%
77	92	Nigeria	9	14	8	*	*	39	6	6	11	*	12	8	7	8	60	90	3%
33	62	Libyan Arab Jamahiriya	9	12	8	*	8	39	5	9	8	*	16	7	*	*	55	85	2%
76	103	Somalia	11	*	10	16	6	47	7	*	8	5	9	8	6	*	49	85	2%
859	1.182	Others	141	117	103	108	118	587	115	108	99	86	101	92	71	57	729	1.175	34%
2.121	3.564	Total	475	399	313	340	318	1.845	299	279	315	257	293	247	214	147	2.051	3.421	100%

* To conceal the lowest figures, all values between 0 and 4 are replaced by asterisk.

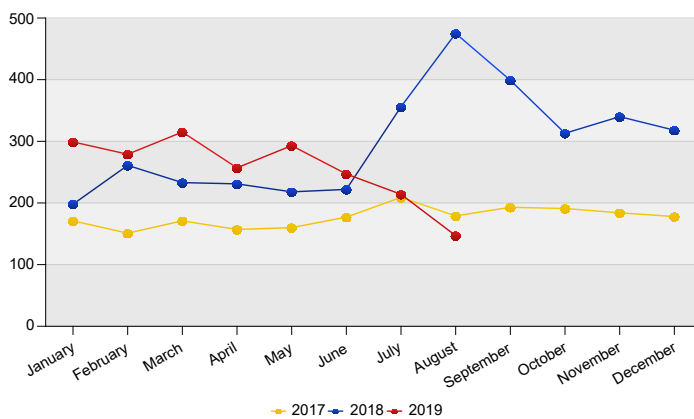
Top Repeated asylum applications in The Netherlands August 2019

	Country of citizenship		%
1	Afghanistan	25	17%
2	Iraq	17	12%
3	Azerbaijan	9	6%
4	Morocco	9	6%
5	Iran (Islamic Republic of)	8	5%
6	Nigeria	8	5%
7	Algeria	7	5%
	Others	64	44%
Total August 2019		147	100%

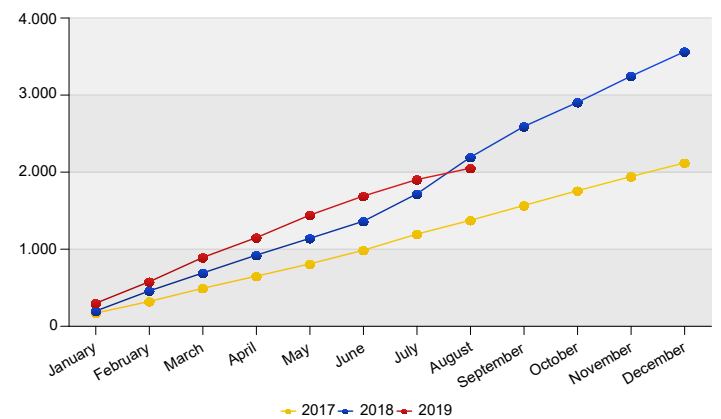
Top Nationalities repeated asylum applications last twelve months
Period: Sep 2018 - Aug 2019
Number of repeated asylum applications: 3.421



Repeated asylum applications in The Netherlands



Cumulative development of repeated asylum applications in The Netherlands



Influx of family reunification in The Netherlands (Council Directive 2003/86/EC Chapter V)
Source: METIS

Top 10 Last thirteen months Influx of family reunification in The Netherlands

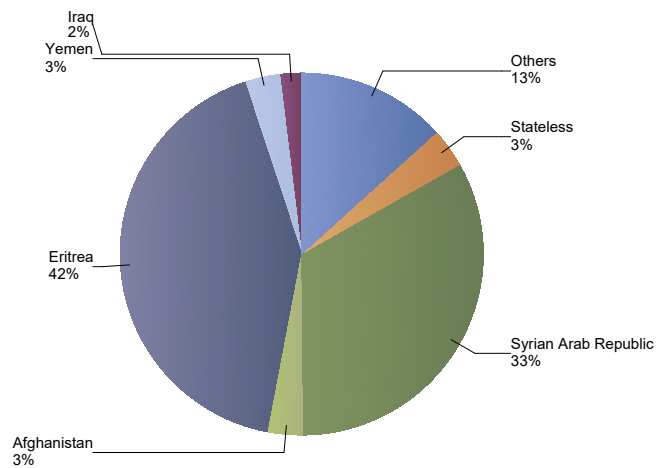
Total 2017	Total 2018	Country of citizenship	2018					Total	2019												Last 12 months	Perc
			Aug	Sep	Oct	Nov	Dec		Jan	Feb	Mar	Apr	May	Jun	Jul	Aug	Total					
2.881	2.564	Eritrea	155	121	91	170	113	650	101	179	74	84	110	225	248	129	1.150	1.645	42%			
8.582	2.137	Syrian Arab Republic	96	122	178	149	135	680	108	100	82	72	76	100	107	67	712	1.296	33%			
1.458	238	Stateless	13	9	11	16	12	61	*	19	8	7	5	14	16	17	89	137	3%			
86	248	Afghanistan	23	18	15	19	7	82	10	9	10	*	15	*	6	10	64	123	3%			
47	129	Yemen	17	7	6	*	6	39	*	*	11	7	10	21	22	25	101	123	3%			
445	193	Iraq	6	*	*	8	*	22	7	*	6	6	10	19	5	6	60	76	2%			
*	*	Turkey	10	6	*	6	*	26	*	*	*	7	7	6	17	6	51	67	2%			
121	121	Iran (Islamic Republic of)	11	12	*	*	*	31	5	6	5	*	*	5	10	7	43	63	2%			
107	178	Pakistan	*	*	*	7	6	15	*	*	6	*	7	*	13	19	47	62	2%			
86	73	Somalia	20	20	7	*	5	54	7	*	*	8	*	*	*	5	28	62	2%			
24	50	Uganda	*	*	7	*	5	19	*	*	*	*	*	*	*	13	31	47	1%			
651	480	Others	16	27	26	25	16	110	17	17	19	20	5	22	12	15	127	221	6%			
14.490	6.463	Total	370	348	348	408	315	1.789	267	341	231	216	253	417	459	319	2.503	3.922	100%			

* To conceal the lowest figures, all values between 0 and 4 are replaced by asterisk.

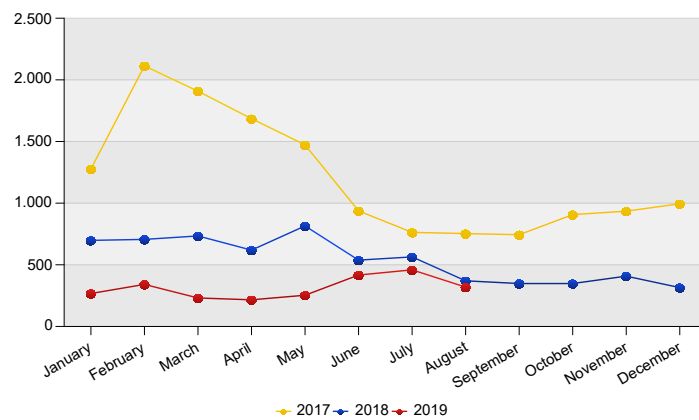
Top Influx of family reunification in The Netherlands August 2019

Country of citizenship		%
1 Eritrea	129	40%
2 Syrian Arab Republic	67	21%
3 Yemen	25	8%
4 Pakistan	19	6%
5 Stateless	17	5%
Others	62	19%
Total August 2019	319	100%

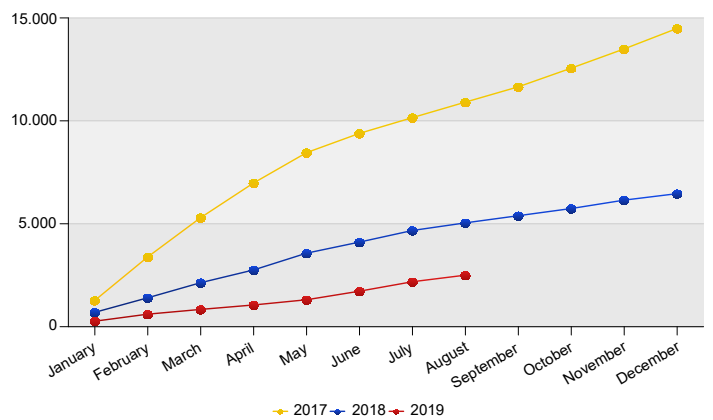
Top Nationalities Influx of family reunification last twelve months
Period: Sep 2018 - Aug 2019
Number of influx family reunification: 3.922



Influx of family reunification in The Netherlands



Cumulative development of Influx of family reunification in The Netherlands



Influx of indicated unaccompanied minor asylum seekers in The Netherlands
Source: METIS

Top 10 Unaccompanied minor asylum applications in The Netherlands

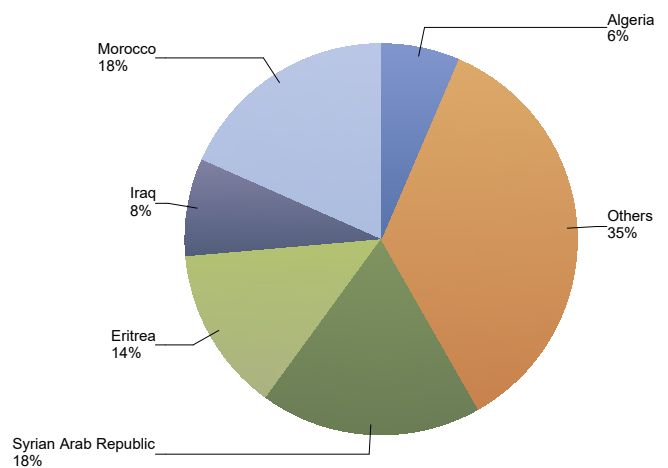
Total 2017	Total 2018	Country of citizenship	2018						2019										Last 12 months	Perc
			Aug	Sep	Oct	Nov	Dec	Total	Jan	Feb	Mar	Apr	May	Jun	Jul	Aug	Total			
74	145	Morocco	9	13	20	24	16	82	20	14	17	15	11	14	16	28	135	208	18%	
135	172	Syrian Arab Republic	27	9	13	12	18	79	16	12	20	17	11	22	26	31	155	207	18%	
479	428	Eritrea	20	36	24	13	12	105	9	9	6	7	6	15	9	8	69	154	14%	
22	69	Iraq	7	*	20	16	*	49	11	13	6	5	5	*	5	*	49	91	8%	
54	55	Algeria	*	5	*	16	6	32	16	*	11	*	*	*	*	5	43	73	6%	
47	55	Guinea	*	11	*	7	9	34	*	5	*	*	*	*	6	*	24	54	5%	
20	28	Gambia	*	*	*	5	10	23	*	*	*	*	*	*	6	8	24	43	4%	
65	31	Afghanistan	*	6	5	*	*	18	*	*	5	*	*	*	*	7	25	41	4%	
23	26	Iran (Islamic Republic of)	*	8	5	*	*	20	*	*	*	*	*	*	*	*	13	31	3%	
6	25	Unknown	5	*	*	*	*	16	5	*	*	*	*	*	*	*	20	31	3%	
256	191	Others	15	25	15	20	23	98	23	15	7	19	10	13	15	15	117	200	18%	
1.181	1.225	Total	97	122	109	121	107	556	110	85	78	71	52	79	90	109	674	1.133	100%	

* To conceal the lowest figures, all values between 0 and 4 are replaced by asterisk.

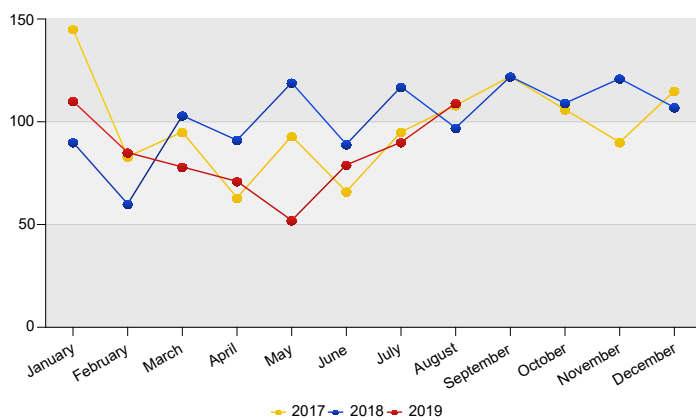
Top Unaccompanied minor asylum applications in The Netherlands August 2019

Country of citizenship	%
1 Syrian Arab Republic	31 28%
2 Morocco	28 26%
3 Eritrea	8 7%
4 Gambia	8 7%
5 Afghanistan	7 6%
6 Algeria	5 5%
Others	22 20%
Total August 2019	109 100%

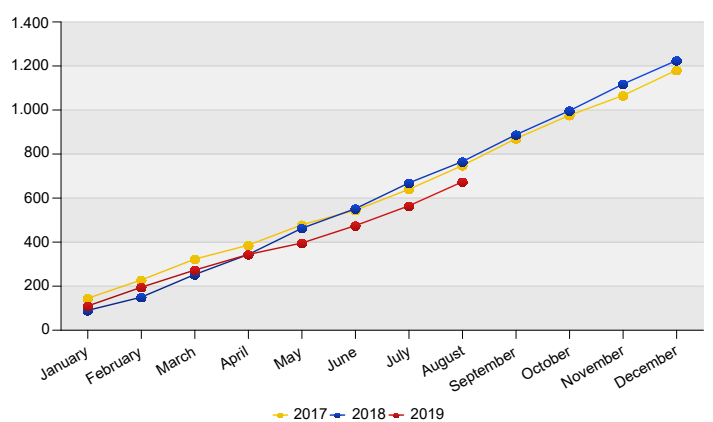
Top Nationalities unaccompanied minor asylum applications last twelve months
Period: Sep 2018 - Aug 2019
Number of unaccompanied minor asylum applications: 1.133



Unaccompanied minor asylum applications in The Netherlands



Cumulative development of Unaccompanied minor asylum applications in The Netherlands



Monthly First Asylum Applications in The Netherlands in 2019

Source: METIS

Country of citizenships	Jan	Feb	Mar	Apr	May	Jun	Jul	Aug	2019	Total 2018	Total 2017
Afghanistan	19	23	23	29	36	22	29	60	241	325	322
Albania	25	18	20	11	13	22	20	11	140	551	365
Algeria	130	99	109	107	58	75	71	78	727	1.267	891
Angola	6	*	*	*	13	*	*	*	36	30	27
Antigua and Barbuda	*	*	*	*	*	*	*	*	*	*	*
Argentina	*	*	*	*	*	*	*	*	*	*	*
Armenia	13	5	8	5	*	*	6	5	50	62	109
Australia	*	*	*	*	*	*	*	*	*	*	*
Austria	*	*	*	*	*	*	*	*	*	*	*
Azerbaijan	47	23	40	42	58	35	26	18	289	239	113
Bahamas	*	*	*	*	*	*	*	*	*	*	*
Bahrain	*	*	*	*	*	*	*	*	*	5	8
Bangladesh	*	*	6	*	*	*	*	*	15	22	18
Belarus	*	17	*	10	16	12	27	13	101	252	103
Belgium	*	*	*	*	*	*	*	*	*	*	*
Benin	*	*	*	*	*	*	*	*	*	11	13
Bosnia and Herzegovina	17	*	*	*	*	*	11	20	59	49	67
Brazil	*	*	*	*	*	*	*	*	7	7	10
Bulgaria	*	*	*	*	*	*	*	*	*	*	*
Burkina Faso	*	*	*	*	*	*	*	*	5	6	8
Burundi	*	*	*	*	*	*	*	*	*	11	29
Cambodia	*	*	*	*	*	*	*	*	*	*	*
Cameroon	12	*	*	5	5	*	*	*	33	28	39
Canada	*	*	*	*	*	*	*	*	*	*	*
Cape Verde	*	*	*	*	*	*	*	*	*	*	*
Central African Republic	*	*	*	*	*	*	*	*	*	*	*
Chad	5	*	*	*	*	*	*	*	19	36	30
Chile	*	*	*	*	*	*	*	*	*	*	*
China (including Hong Kong)	11	19	16	16	14	12	6	9	103	164	149
Colombia	7	15	*	8	7	7	12	9	68	44	36
Comoros	*	*	*	*	*	*	*	*	*	*	*
Congo, the Democratic Republic of the	*	*	*	*	*	*	*	*	6	14	13
Congo, the Republic of the	6	*	*	5	*	7	*	*	31	27	43
Costa Rica	*	*	*	*	*	*	*	*	*	*	*
Cote d'Ivoire	5	*	*	5	*	5	6	*	29	51	41
Croatia	*	*	*	*	*	*	*	*	*	*	*
Cuba	*	*	*	*	*	*	*	*	12	162	256
Czech Republic	*	*	*	*	*	*	*	*	*	*	*
Djibouti	*	*	*	*	*	*	*	*	*	5	*
Dominica	*	*	*	*	*	*	*	*	*	*	*
Dominican Republic	*	*	*	*	*	*	*	*	*	7	9
East Timor	*	*	*	*	*	*	*	*	*	*	*
Ecuador	*	*	*	*	*	*	*	*	*	*	*
Egypt	16	13	14	10	7	9	25	17	111	149	178
El Salvador	8	*	6	*	*	*	*	*	24	21	18
Eritrea	36	53	43	31	41	36	50	35	325	1.284	1.095
Estonia	*	*	*	*	*	*	*	*	*	*	*
Ethiopia	5	11	6	*	6	*	9	19	64	54	124
Finland	*	*	*	*	*	*	*	*	*	*	*
France	*	*	*	*	*	*	*	*	*	*	*
Gabon	*	*	*	*	*	*	*	*	*	*	*
Gambia	39	45	59	54	39	34	44	41	355	351	214
Georgia	24	18	30	12	26	39	44	41	234	350	487
Germany	*	*	*	*	*	*	*	*	5	5	*
Ghana	15	*	12	12	*	*	11	6	67	80	39
Greece	*	*	*	*	*	*	*	*	5	*	*
Guatemala	*	*	*	*	*	*	*	*	*	*	*
Guinea	25	20	22	17	*	22	22	16	146	242	330
Guinea-Bissau	5	*	*	5	*	*	*	*	23	17	29
Guyana	*	*	*	*	*	*	*	*	*	*	*
Haiti	*	*	*	*	*	*	*	*	*	*	*
Honduras	*	*	*	*	*	*	*	*	*	7	12
Hungary	*	*	*	*	*	*	*	*	*	*	*
India	*	*	*	*	8	5	13	7	38	49	37
Indonesia	*	*	*	*	*	*	*	*	8	8	*
Iran (Islamic Republic of)	156	162	150	186	147	134	106	133	1.174	1.869	718
Iraq	57	56	43	52	53	57	69	33	420	737	724
Israel	*	*	*	*	*	*	*	*	*	6	6
Italy	*	*	*	*	*	*	*	*	*	*	*
Jamaica	*	*	*	*	*	*	6	*	13	16	14
Japan	*	*	*	*	*	*	*	*	*	*	*

Monthly First Asylum Applications in The Netherlands in 2019

Source: METIS

Country of citizenships	Jan	Feb	Mar	Apr	May	Jun	Jul	Aug	2019	Total 2018	Total 2017
Jordan	*	10	10	11	6	7	*	17	66	74	34
Kazakhstan	*	*	*	*	*	9	5	*	19	17	15
Kenya	*	*	*	*	*	*	*	*	*	17	10
Korea, Democratic People's Republic of	*	*	*	*	*	*	*	*	*	*	*
Korea, Republic of	*	*	*	*	*	*	*	*	*	*	*
Kosovo / UNSCR 1244	*	*	*	16	*	*	*	6	34	36	36
Kuwait	*	*	*	*	*	*	*	*	5	*	6
Kyrgyzstan	*	7	*	*	*	*	*	*	13	10	9
Lao People's Democratic Republic	*	*	*	*	*	*	*	*	*	*	*
Latvia	*	*	*	*	*	*	*	*	*	*	*
Lebanon	11	6	*	8	11	12	6	9	67	71	61
Liberia	*	5	5	*	*	*	*	*	21	22	15
Libyan Arab Jamahiriya	42	15	30	35	14	22	23	21	202	462	357
Lithuania	*	*	*	*	*	*	*	*	*	*	*
Malaysia	*	*	*	*	*	*	*	*	*	*	*
Maldives	*	*	*	*	*	*	*	*	*	*	*
Mali	5	*	*	*	*	7	7	*	34	37	60
Mauritania	*	*	*	*	*	*	*	*	10	10	18
Mauritius	*	*	*	*	*	*	*	*	*	*	*
Mexico	*	*	*	*	*	*	*	*	5	*	5
Moldova, Republic of	72	71	179	71	58	22	13	82	568	831	342
Mongolia	*	*	*	*	*	*	*	*	7	23	19
Montenegro	*	*	5	*	7	*	*	*	16	*	5
Morocco	121	97	91	90	79	83	91	89	741	1.066	977
Mozambique	*	*	*	*	*	*	*	*	*	*	*
Myanmar	*	*	*	*	*	*	*	*	10	32	28
Namibia	*	*	*	*	*	*	*	*	*	*	*
Nauru	*	*	*	*	*	*	*	*	*	*	*
Nepal	*	*	*	*	*	*	*	*	*	*	*
Netherlands	*	*	*	*	*	*	*	*	*	8	7
Nicaragua	*	7	*	*	*	5	*	9	31	30	*
Niger	*	6	*	5	*	*	6	5	29	24	13
Nigeria	120	158	204	227	242	207	237	177	1.572	558	245
Norway	*	*	*	*	*	*	*	*	*	*	*
Oman	*	*	*	*	*	*	*	*	*	*	*
Pakistan	27	29	21	32	29	18	35	47	238	309	181
Palestinian Territory, Occupied	*	*	7	*	*	6	*	*	24	79	74
Panama	*	*	*	*	*	*	*	*	*	*	*
Peru	*	*	*	*	*	*	*	*	7	*	*
Philippines	*	*	*	*	*	*	*	*	*	*	*
Poland	*	*	*	*	*	*	*	*	*	*	*
Portugal	*	*	*	*	*	*	*	*	*	*	*
Qatar	*	*	*	*	*	*	*	*	*	*	*
Republic of North Macedonia	*	28	12	24	20	27	37	15	163	*	*
Romania	*	*	*	*	*	*	*	*	*	*	7
Russian Federation	24	28	19	26	22	32	40	83	274	294	316
Rwanda	*	*	*	*	*	*	*	*	5	20	*
Saint Lucia	*	*	*	*	*	*	*	*	*	*	*
Saint Vincent and the Grenadines	*	*	*	*	*	*	*	*	*	*	*
Saudi Arabia	*	*	*	*	*	*	*	5	13	10	6
Senegal	7	11	10	11	8	8	5	13	73	62	81
Serbia	48	48	19	40	17	36	25	8	241	125	174
Sierra Leone	10	8	*	10	13	11	6	6	67	88	67
Slovak Republic	*	*	*	*	*	*	*	*	*	*	*
Somalia	17	18	12	15	17	10	26	21	136	133	124
South Africa	*	*	*	*	*	*	*	*	6	5	12
South Sudan	*	*	*	*	*	*	*	*	*	*	*
Spain	*	*	*	*	*	*	*	*	*	*	7
Sri Lanka	7	*	*	7	*	*	*	6	36	30	46
Stateless	*	*	*	*	*	*	*	*	20	49	120
Sudan	21	12	16	11	13	17	24	15	129	249	260
Suriname	*	*	*	*	*	*	*	*	*	6	8
Syrian Arab Republic	204	160	211	247	196	283	302	345	1.948	2.956	2.202
Taiwan	*	*	*	*	*	*	*	*	*	*	*
Tajikistan	13	5	7	11	7	*	14	*	63	178	59
Tanzania, United Republic of	*	*	*	*	*	*	*	*	5	6	14
Thailand	*	*	*	*	*	*	*	*	*	*	*
the former Yugoslav Republic of Macedonia	22	8	*	*	*	*	*	*	30	92	112
Togo	*	*	*	*	*	*	*	*	9	7	10
Trinidad and Tobago	*	*	*	*	*	*	*	*	8	23	34
Tunisia	30	12	19	30	30	25	26	21	193	387	172

Monthly First Asylum Applications in The Netherlands in 2019

Source: METIS

Country of citizenships	Jan	Feb	Mar	Apr	May	Jun	Jul	Aug	2019	Total 2018	Total 2017
Turkey	110	101	87	116	90	97	154	107	862	1.301	481
Turkmenistan	*	*	*	*	*	*	*	*	*	10	*
Uganda	23	16	35	23	13	20	13	23	166	145	72
Ukraine	12	15	11	12	16	8	*	5	83	303	139
United Arab Emirates	*	*	*	*	*	*	*	*	*	*	*
United Kingdom	*	*	*	*	*	*	*	*	*	*	5
United States of America	*	*	*	*	*	*	*	*	13	25	20
Unknown	64	59	85	31	61	74	102	63	539	678	550
Uzbekistan	*	*	*	*	*	*	*	*	7	12	5
Venezuela	17	9	17	10	8	15	25	15	116	150	77
Viet Nam	*	*	9	*	*	*	7	12	38	41	27
Yemen	60	47	61	58	36	31	52	42	387	528	171
Zambia	*	*	*	*	*	*	*	*	*	*	*
Zimbabwe	*	*	*	*	*	*	*	5	11	5	17
Other	*	*	*	*	*	*	*	*	*	*	7
Totaal	1.842	1.658	1.875	1.863	1.645	1.690	1.968	1.895	14.436	20.353	14.716

* To conceal the lowest figures, all values between 0 and 4 are replaced by asterisk.
Selection criterion for this table: all nationalities with at least 1 application in the current year.