



Immigratie- en Naturalisatiedienst
Ministerie van Veiligheid en Justitie

Asylum Trends

Monthly Report on Asylum Applications in The Netherlands

August 2017

Colophon

Title	Asylum Trends
Subtitle	Monthly Report on Asylum Applications in The Netherlands Recent trends
Author	Ministry of Security and Justice Immigration and Naturalisation Service (IND) IND Business Information Centre (BIC) Rijnstraat 8 2515 XP Den Haag Postbus 16275 2500 BG Den Haag

Contents

<i>Colophon</i>	2
-----------------	---

Asylum applications in The Netherlands

Total asylum applications in The Netherlands	4
First asylum applications in The Netherlands	5
Repeated asylum applications in The Netherlands	6
Family reunification in The Netherlands	7
Unaccompanied minor asylum seekers in The Netherlands	8
Monthly first asylum applications in The Netherlands	9

Appendix

Appendix: Relocation and Resettlement

Appendix: Eurostat

Due to changes in the delivery of Eurostat data it is not possible to compile the appendix "Eurostat data". Information about the asylum applications submitted in the EU can be found on the Eurostat website <<http://ec.europa.eu/eurostat/web/asylum-and-managed-migration/overview>>



Total asylum influx in The Netherlands (first applications, repeated applications, family reunification influx)
Source: METIS

Top 10 Last thirteen months **total** asylum applications in the Netherlands

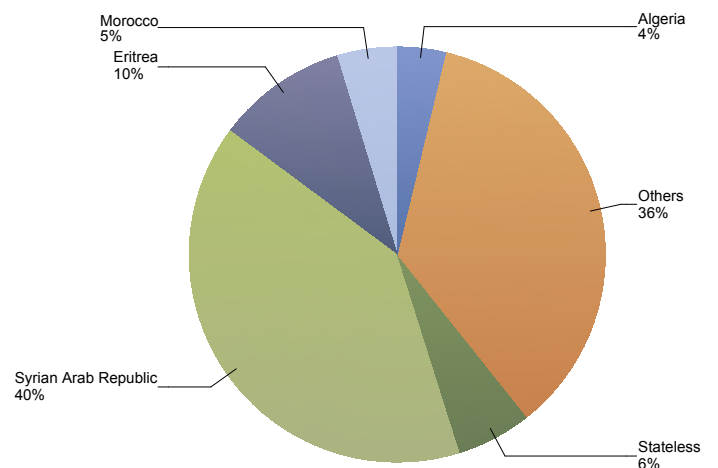
Total 2015	Total 2016	Country of citizenship	2016					Total	2017												Last 12 months	Perc
			Aug	Sep	Oct	Nov	Dec		Jan	Feb	Mar	Apr	May	Jun	Jul	Aug	Total					
27,710	10,604	Syrian Arab Republic	587	1,007	1,313	1,809	2,035	6,751	1,049	1,718	1,411	1,178	1,076	772	695	600	8,499	14,663	40%			
8,434	2,870	Eritrea	260	291	330	344	345	1,570	298	319	317	337	360	223	249	299	2,402	3,712	10%			
4,942	1,471	Stateless	101	122	194	232	207	856	179	237	333	218	179	91	73	72	1,382	2,137	6%			
99	1,283	Morocco	128	284	389	224	133	1,158	89	94	96	86	79	55	82	113	694	1,724	5%			
55	991	Algeria	92	227	260	192	103	874	129	96	86	59	63	23	62	71	589	1,371	4%			
3,450	1,166	Iraq	62	63	73	105	72	375	95	98	94	109	116	127	141	901	1,214	3%				
2,945	1,447	Afghanistan	100	73	77	69	82	401	81	89	74	82	81	83	98	60	648	949	3%			
645	618	Unknown	57	60	66	65	61	309	47	49	98	102	123	89	76	89	673	925	3%			
2,074	1,037	Iran (Islamic Republic of)	70	83	71	67	45	336	60	48	65	55	70	79	99	93	569	835	2%			
1,016	1,699	Albania	137	104	66	84	71	462	59	46	41	19	27	35	46	36	309	634	2%			
7,510	8,456	Others	877	811	774	813	725	4,000	605	624	684	619	620	740	756	690	5,338	8,461	23%			
58,880	31,642	Total	2,471	3,125	3,613	4,004	3,879	17,092	2,691	3,418	3,299	2,864	2,794	2,317	2,357	2,264	22,004	36,625	100%			

* To conceal the lowest figures, all values between 0 and 4 are replaced by asterisk.

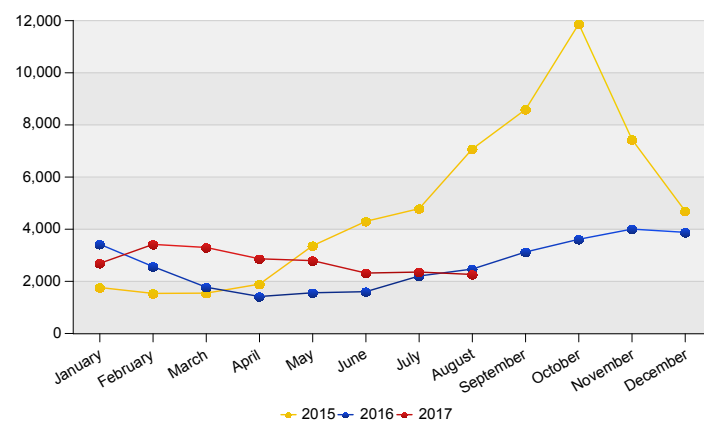
Top Total asylum applications in The Netherlands August 2017

	Country of citizenship		%
1	Syrian Arab Republic	600	27%
2	Eritrea	299	13%
3	Iraq	141	6%
4	Morocco	113	5%
5	Iran (Islamic Republic of)	93	4%
6	Unknown	89	4%
7	Stateless	72	3%
8	Algeria	71	3%
9	Afghanistan	60	3%
10	Sudan	46	2%
	Others	680	30%
Total August 2017		2,264	100%

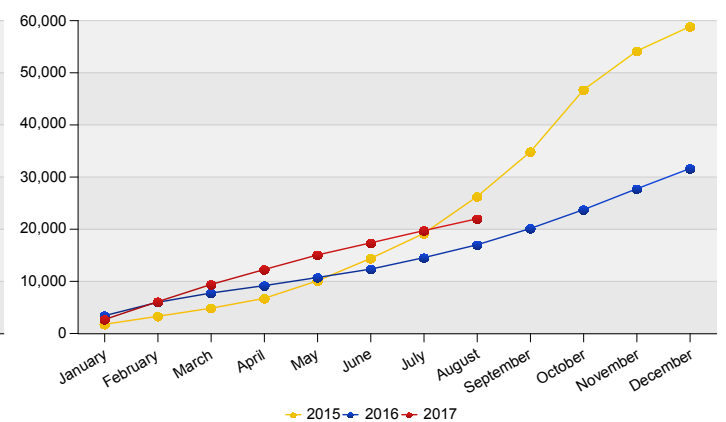
Top Nationalities total applications last twelve months
Period: Sep 2016 - Aug 2017
Number of total asylum applications: 36,625



Total asylum applications in The Netherlands



Cumulative development of total asylum applications in The Netherlands





First asylum applications in The Netherlands
Source: METIS

Top 10 Last thirteen months **first** asylum applications in The Netherlands

Total 2015	Total 2016 **	Country of citizenship	2016					2017											Last 12 months	Perc
			Aug	Sep	Oct	Nov	Dec	Total	Jan	Feb	Mar	Apr	May	Jun	Jul	Aug	Total			
18,677	2,158	Syrian Arab Republic	109	84	138	106	187	624	151	140	173	131	188	174	209	194	1,360	1,875	11%	
80	1,271	Morocco	128	282	389	224	129	1,152	87	92	96	85	78	48	79	109	674	1,698	10%	
7,359	1,497	Eritrea	172	161	193	203	157	886	166	102	97	67	80	75	92	115	794	1,508	9%	
41	980	Algeria	90	224	260	192	103	869	121	95	86	57	59	22	57	69	566	1,345	8%	
3,009	888	Iraq	41	41	52	56	46	236	46	54	54	61	58	74	73	74	494	689	4%	
1,884	884	Iran (Islamic Republic of)	59	66	58	54	32	269	49	36	43	45	48	63	77	77	438	648	4%	
256	578	Georgia	41	38	69	79	61	288	71	81	74	38	33	38	45	18	398	645	4%	
1,005	1,664	Albania	134	96	65	84	70	449	59	45	39	19	27	35	46	34	304	619	4%	
432	457	Unknown	39	49	55	51	43	237	36	28	40	31	74	52	58	54	373	571	3%	
436	938	Serbia	135	78	36	59	78	386	14	32	5	18	*	19	31	19	141	392	2%	
9,914	6,856	Others	668	659	614	618	495	3,054	439	448	512	470	512	599	624	576	4,180	6,566	40%	
43,093	18,171	Total	1,616	1,778	1,929	1,726	1,401	8,450	1,239	1,153	1,219	1,022	1,160	1,199	1,391	1,339	9,722	16,556	100%	

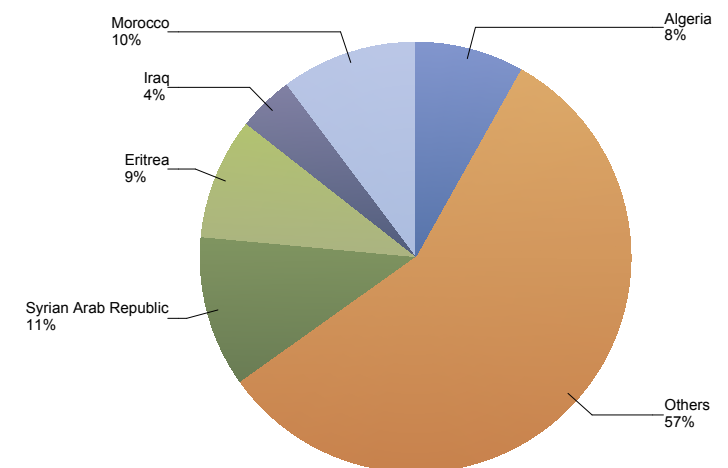
* To conceal the lowest figures, all values between 0 and 4 are replaced by asterisk.

** In May 2017 the IND has adjusted its systems to remove a small discrepancy that caused some cases to not be included in figures of (earlier versions of) this report. This adjustment may result in some small inconsistencies with reports dating from April 2017 and before. Considering the limited size of the discrepancy and to ensure consistency between reports, figures published before January 1st, 2017, will not be updated. Notwithstanding these figures, the total influx of first asylum applications in 2016 was 18,246.

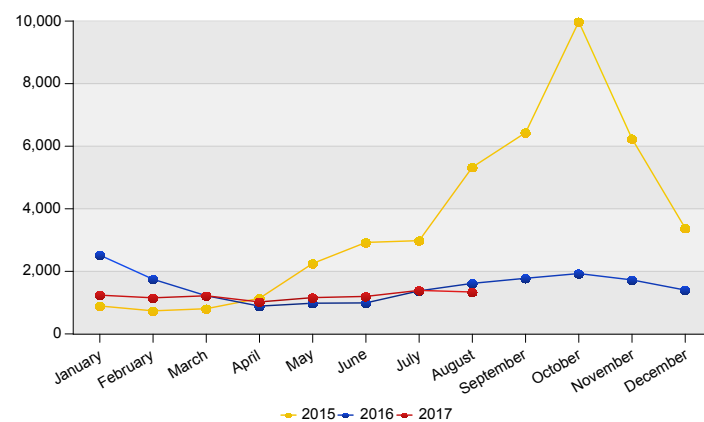
Top First asylum applications in The Netherlands August 2017

	Country of citizenship		%
1	Syrian Arab Republic	194	14%
2	Eritrea	115	9%
3	Morocco	109	8%
4	Iran (Islamic Republic of)	77	6%
5	Iraq	74	6%
6	Algeria	69	5%
7	Unknown	54	4%
8	Russian Federation	39	3%
9	Sudan	39	3%
10	Moldova, Republic of	38	3%
11	Egypt	35	3%
12	Turkey	35	3%
	Others	461	34%
Total August 2017		1,339	100%

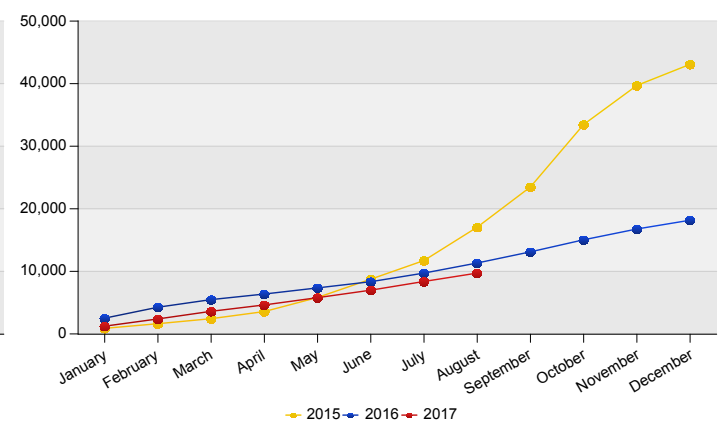
Top Nationalities first applications last twelve months
Period: Sep 2016 - Aug 2017
Number of first asylum applications: 16,556



First asylum applications in The Netherlands



Cumulative development of first asylum applications in The Netherlands





Repeated asylum applications in The Netherlands
Source: METIS

Top 10 Last thirteen months repeated asylum applications in The Netherlands

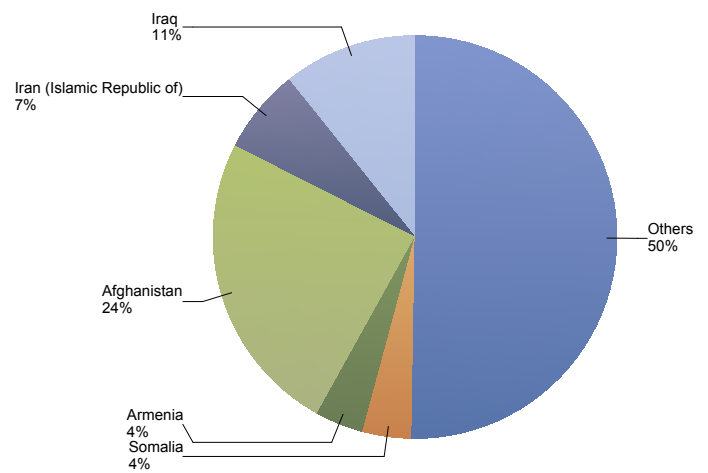
Total 2015	Total 2016	Country of citizenship	2016					2017												Last 12 months	Perc
			Aug	Sep	Oct	Nov	Dec	Total	Jan	Feb	Mar	Apr	May	Jun	Jul	Aug	Total				
311	358	Afghanistan	33	24	42	26	38	163	34	57	38	40	35	41	67	30	342	472	24%		
228	156	Iraq	12	9	16	20	11	68	30	5	21	12	24	16	19	25	152	208	11%		
139	110	Iran (Islamic Republic of)	11	13	10	12	11	57	5	10	16	*	14	12	14	10	85	131	7%		
184	93	Somalia	*	9	14	*	*	32	6	*	7	5	5	*	9	9	46	76	4%		
39	46	Armenia	*	*	*	10	10	27	13	*	5	10	*	*	7	*	49	75	4%		
65	75	Nigeria	5	*	*	12	5	26	8	5	*	*	*	6	11	7	46	67	3%		
62	61	Eritrea	5	*	*	5	7	23	5	6	8	6	*	*	*	7	43	61	3%		
123	59	Unknown	8	5	5	*	*	23	*	*	6	10	*	6	*	11	44	59	3%		
52	49	Syrian Arab Republic	*	*	*	8	*	21	*	*	*	*	*	5	11	6	27	45	2%		
38	25	Ukraine	6	*	*	*	*	13	*	*	5	*	*	7	5	*	30	37	2%		
701	625	Others	62	45	33	53	66	259	69	56	63	64	64	79	52	59	506	703	36%		
1,942	1,657	Total	148	117	133	152	162	712	175	152	171	157	161	180	202	172	1,370	1,934	100%		

* To conceal the lowest figures, all values between 0 and 4 are replaced by asterisk.

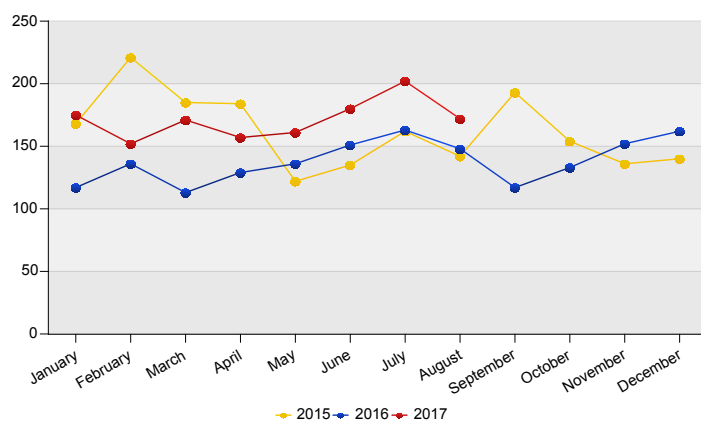
Top Repeated asylum applications in The Netherlands August 2017

Country of citizenship	%
1 Afghanistan	30 17%
2 Iraq	25 15%
3 Unknown	11 6%
4 Iran (Islamic Republic of)	10 6%
5 Libyan Arab Jamahiriya	9 5%
6 Somalia	9 5%
Others	78 45%
Total August 2017	172 100%

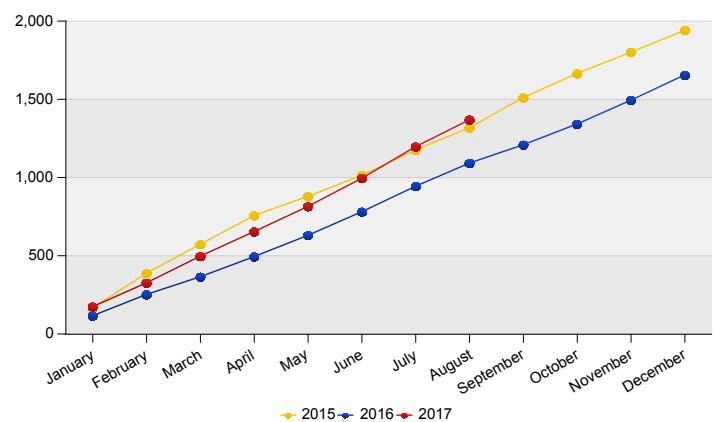
Top Nationalities repeated asylum applications last twelve months
Period: Sep 2016 - Aug 2017
Number of repeated asylum applications: 1,934



Repeated asylum applications in The Netherlands



Cumulative development of repeated asylum applications in The Netherlands





Influx of family reunification in The Netherlands (Council Directive 2003/86/EC Chapter V)
Source: METIS

Top 10 Last thirteen months Influx of family reunification in The Netherlands

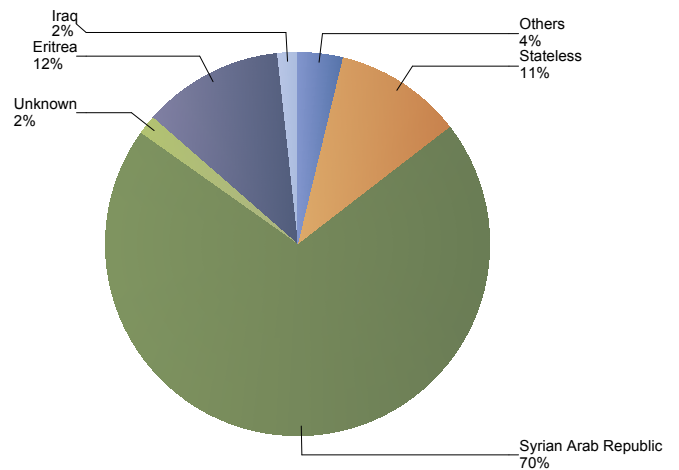
Total 2015	Total 2016	Country of citizenship	2016						2017								Last 12 months	Perc	
			Aug	Sep	Oct	Nov	Dec	Total	Jan	Feb	Mar	Apr	May	Jun	Jul	Aug			Total
8,981	8,397	Syrian Arab Republic	475	919	1,173	1,695	1,844	6,106	897	1,578	1,238	1,047	884	593	475	400	7,112	12,743	70%
1,013	1,312	Eritrea	83	126	135	136	181	661	127	211	212	264	276	145	153	177	1,565	2,143	12%
2,506	1,139	Stateless	75	103	184	207	189	758	158	225	318	208	160	82	61	60	1,272	1,955	11%
213	122	Iraq	9	13	5	29	15	71	19	39	19	36	34	37	29	42	255	317	2%
90	102	Unknown	10	6	6	12	15	49	9	17	52	61	47	31	15	24	256	295	2%
419	249	Somalia	33	33	10	19	30	125	10	12	27	20	8	*	*	*	82	174	1%
84	63	Afghanistan	6	*	*	*	9	23	6	*	6	11	17	7	*	*	51	68	0%
51	43	Iran (Islamic Republic of)	*	*	*	*	*	10	6	*	6	6	8	*	8	6	46	56	0%
27	31	Pakistan	*	*	*	5	*	9	10	*	*	*	11	11	*	7	46	54	0%
48	25	Jordan	*	*	*	5	5	16	8	*	5	7	*	*	*	*	27	43	0%
413	331	Others	15	20	26	15	26	102	27	25	23	25	27	25	15	33	200	287	2%
13,845	11,814	Total	707	1,230	1,551	2,126	2,316	7,930	1,277	2,113	1,909	1,685	1,473	938	764	753	10,912	18,135	100%

* To conceal the lowest figures, all values between 0 and 4 are replaced by asterisk.

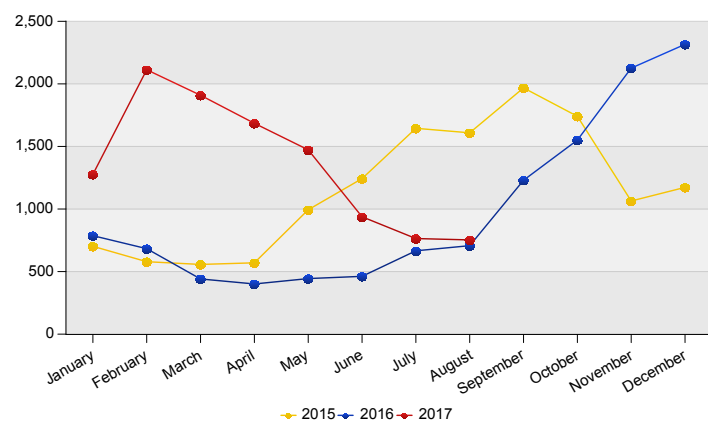
Top Influx of family reunification in The Netherlands August 2017

	Country of citizenship		%
1	Syrian Arab Republic	400	53%
2	Eritrea	177	24%
3	Stateless	60	8%
4	Iraq	42	6%
5	Unknown	24	3%
	Others	50	7%
Total August 2017		753	100%

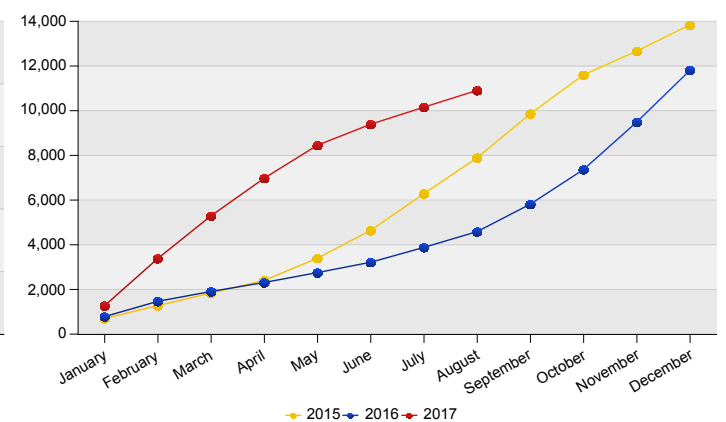
Top Nationalities Influx of family reunification last twelve months
Period: Sep 2016 - Aug 2017
Number of influx family reunification: 18,135



Influx of family reunification in The Netherlands



Cumulative development of Influx of family reunification in The Netherlands





Influx of indicated unaccompanied minor asylum seekers in The Netherlands
Source: METIS

Top 10 Unaccompanied minor asylum applications in The Netherlands

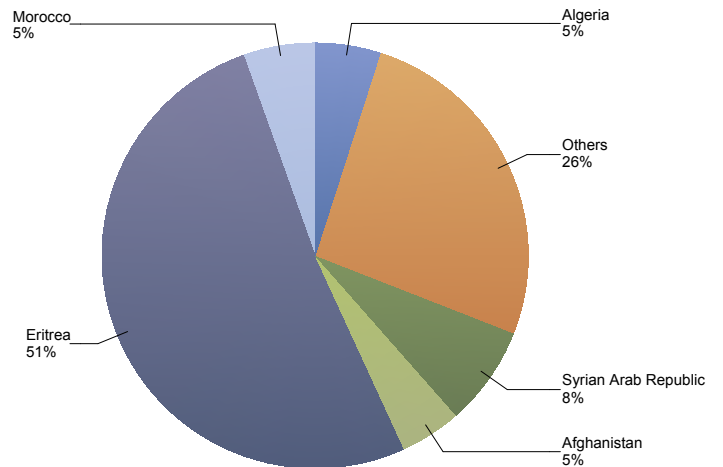
Total 2015	Total 2016	Country of citizenship	2016						2017								Last 12 months	Perc	
			Aug	Sep	Oct	Nov	Dec	Total	Jan	Feb	Mar	Apr	May	Jun	Jul	Aug			Total
1,237	773	Eritrea	96	76	114	142	113	541	98	50	46	18	39	18	44	51	364	809	51%
1,458	181	Syrian Arab Republic	5	9	8	7	9	38	10	7	13	8	7	13	11	17	86	119	8%
9	68	Morocco	7	13	15	7	13	55	8	*	*	9	6	*	*	10	38	86	5%
*	61	Algeria	*	12	16	17	8	55	*	*	*	*	*	*	*	7	25	78	5%
533	195	Afghanistan	7	7	*	*	9	31	6	7	6	7	7	5	8	*	49	73	5%
19	23	Sudan	*	5	*	*	*	17	*	*	7	*	5	5	9	11	43	56	4%
26	34	Guinea	*	*	*	5	*	12	*	*	5	5	7	8	8	*	36	45	3%
23	38	Albania	*	*	*	*	14	26	*	5	*	*	*	7	*	*	20	44	3%
10	44	Ethiopia	12	6	6	10	*	36	*	*	*	*	*	*	*	*	10	34	2%
17	36	Unknown	7	*	*	5	*	22	*	*	*	*	*	*	*	*	13	28	2%
39	27	Somalia	*	*	8	*	*	17	*	*	*	*	*	*	*	*	13	26	2%
*	21	Gambia	*	*	*	*	*	14	*	*	*	*	*	*	*	*	10	21	1%
486	206	Others	8	26	9	23	8	74	8	6	12	10	15	10	15	13	89	155	10%
3,859	1,707	Total	160	169	196	231	182	938	145	85	97	65	95	73	111	125	796	1,574	100%

* To conceal the lowest figures, all values between 0 and 4 are replaced by asterisk.

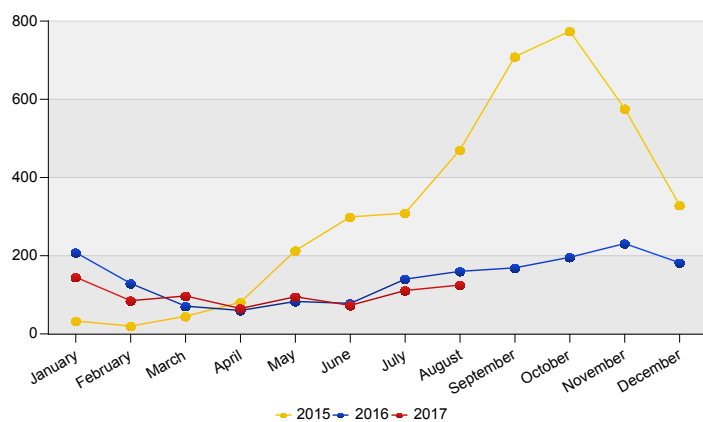
Top Unaccompanied minor asylum applications in The Netherlands August 2017

	Country of citizenship		%
1	Eritrea	51	41%
2	Syrian Arab Republic	17	14%
3	Sudan	11	9%
4	Morocco	10	8%
5	Algeria	7	6%
	Others	29	23%
Total August 2017		125	100%

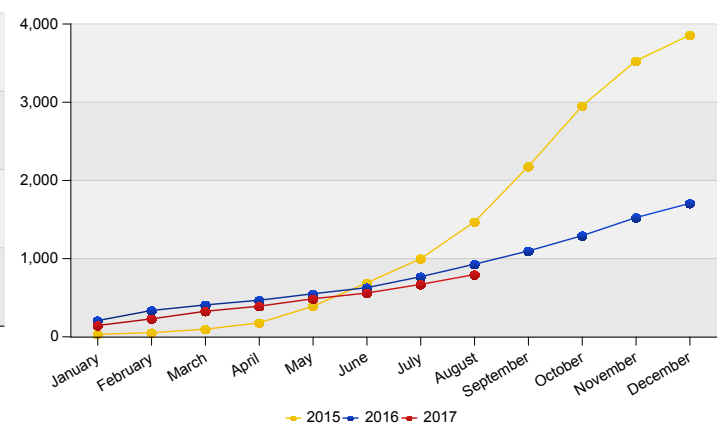
Top Nationalities unaccompanied minor asylum applications last twelve months
Period: Sep 2016 - Aug 2017
Number of unaccompanied minor asylum applications: 1,574



Unaccompanied minor asylum applications in The Netherlands



Cumulative development of Unaccompanied minor asylum applications in The Netherlands





Monthly First Asylum Applications in The Netherlands in 2017

Source: METIS

Country of citizenships	Jan	Feb	Mar	Apr	May	Jun	Jul	Aug	Total 2017	Total 2016 **	Total 2015
Afghanistan	41	29	30	31	29	35	31	29	255	1,026	2,550
Albania	59	45	39	19	27	35	46	34	304	1,664	1,005
Algeria	121	95	86	57	59	22	57	69	566	980	41
Angola	*	*	*	5	*	*	*	*	16	15	14
Argentina	*	*	*	*	*	*	*	*	*	*	*
Armenia	8	*	25	*	11	5	5	10	71	48	76
Azerbaijan	14	*	5	9	*	13	8	8	63	66	33
Bahamas	*	*	*	*	*	*	*	*	*	*	*
Bahrain	*	*	*	*	*	*	*	*	*	*	*
Bangladesh	*	*	*	*	*	*	*	*	12	21	32
Belarus	*	*	*	5	9	15	12	*	49	21	44
Belgium	*	*	*	*	*	*	*	*	*	*	*
Benin	*	*	*	*	*	*	*	*	8	7	*
Bosnia and Herzegovina	14	6	*	*	*	11	*	9	49	295	121
Botswana	*	*	*	*	*	*	*	*	*	*	*
Brazil	*	*	*	*	*	*	*	*	5	*	5
Bulgaria	*	*	*	*	*	*	*	*	*	*	*
Burkina Faso	*	*	*	*	*	*	*	*	5	11	*
Burundi	*	*	*	*	7	*	*	8	26	24	23
Cameroon	*	*	*	6	*	*	*	*	18	18	27
Canada	*	*	*	*	*	*	*	*	*	*	*
Cape Verde	*	*	*	*	*	*	*	*	*	*	*
Central African Republic	*	*	*	*	*	*	*	*	*	*	*
Chad	*	*	5	*	*	*	7	*	22	5	6
Chile	*	*	*	*	*	*	*	*	*	*	*
China (including Hong Kong)	*	7	*	15	32	14	12	24	111	97	206
Colombia	*	6	*	*	7	*	*	*	22	36	7
Comoros	*	*	*	*	*	*	*	*	*	*	*
Congo, the Democratic Republic of the	*	*	*	*	*	*	*	*	6	*	*
Congo, the Republic of the	*	*	*	5	5	*	7	*	29	50	41
Cote d'Ivoire	*	*	*	*	*	*	*	*	19	30	16
Croatia	*	*	*	*	*	*	*	*	*	5	*
Cuba	*	6	*	*	*	*	*	7	30	23	9
Djibouti	*	*	*	*	*	*	*	*	*	*	*
Dominican Republic	*	*	*	*	*	*	*	*	*	*	*
Egypt	13	11	11	7	10	12	14	35	113	112	71
El Salvador	*	*	*	*	*	5	*	*	9	19	*
Eritrea	166	102	97	67	80	75	92	115	794	1,497	7,359
Ethiopia	14	13	6	5	11	12	16	18	95	156	133
France	*	*	*	*	*	*	*	*	*	7	5
Gabon	*	*	*	*	*	*	*	*	*	*	*
Gambia	12	10	18	14	12	21	23	19	129	131	55
Georgia	71	81	74	38	33	38	45	18	398	578	256
Germany	*	*	*	*	*	*	*	*	*	*	*
Ghana	*	7	*	*	*	*	*	*	25	15	23
Greece	*	*	*	*	*	*	*	*	*	*	6
Grenada	*	*	*	*	*	*	*	*	*	*	*
Guinea	9	19	29	42	47	49	41	13	249	111	79
Guinea-Bissau	*	5	*	*	*	*	*	*	20	11	*
Guyana	*	*	*	*	*	*	*	*	*	*	*
Haiti	*	*	*	*	*	*	*	*	*	*	*
Honduras	*	*	6	*	*	*	*	*	9	7	8
India	*	*	9	*	8	6	*	*	30	45	12
Indonesia	*	*	*	*	*	*	*	*	*	*	*
Iran (Islamic Republic of)	49	36	43	45	48	63	77	77	438	884	1,884
Iraq	46	54	54	61	58	74	73	74	494	888	3,009
Israel	*	*	*	*	*	*	*	*	5	*	*
Italy	*	*	*	*	*	*	*	*	*	5	*
Jamaica	*	6	*	*	*	*	*	*	12	34	68
Jordan	*	*	*	*	*	*	*	*	19	27	9
Kazakhstan	*	*	*	*	5	*	*	*	9	23	19
Kenya	*	*	*	*	*	*	*	*	5	6	8
Korea, Democratic People's Republic of	*	*	*	*	*	*	*	*	*	*	*
Korea, Republic of	*	*	*	*	*	*	*	*	*	*	*
Kosovo / UNSCR 1244	7	*	9	*	*	*	*	*	27	465	685
Kuwait	*	*	*	*	*	*	*	*	*	8	12
Kyrgyzstan	*	*	*	*	*	*	*	*	5	9	6
Latvia	*	*	*	*	*	*	*	*	*	*	*
Lebanon	7	*	*	*	*	5	*	5	33	55	70
Liberia	*	*	*	*	*	*	*	*	6	11	5



Monthly First Asylum Applications in The Netherlands in 2017

Source: METIS

Country of citizenships	Jan	Feb	Mar	Apr	May	Jun	Jul	Aug	Total 2017	Total 2016 **	Total 2015
Libyan Arab Jamahiriya	38	34	33	27	23	21	22	23	221	341	69
Lithuania	*	*	*	*	*	*	*	*	*	*	*
Madagascar	*	*	*	*	*	*	*	*	*	*	*
Malawi	*	*	*	*	*	*	*	*	*	*	*
Malaysia	*	*	*	*	*	*	*	*	*	*	*
Maldives	*	*	*	*	*	*	*	*	*	*	*
Mali	*	*	8	7	13	*	*	*	45	26	11
Mauritania	*	*	*	*	*	*	5	*	14	11	*
Mexico	*	*	*	*	*	*	*	*	5	*	*
Moldova, Republic of	*	*	17	*	34	64	86	38	248	15	8
Mongolia	*	*	*	*	*	*	*	*	13	403	363
Montenegro	*	*	*	*	*	*	*	*	*	25	9
Morocco	87	92	96	85	78	48	79	109	674	1,271	80
Mozambique	*	*	*	*	*	*	*	*	*	6	*
Myanmar	*	6	*	5	5	*	*	*	22	55	37
Nepal	*	*	*	*	*	*	*	*	*	13	27
Netherlands	*	*	*	*	*	*	*	*	7	13	*
Nicaragua	*	*	*	*	*	*	*	*	*	*	*
Niger	*	*	*	*	*	*	*	*	9	*	*
Nigeria	22	19	33	10	14	19	22	13	152	197	212
Oman	*	*	*	*	*	*	*	*	*	*	*
Pakistan	11	6	14	24	11	9	15	18	108	161	156
Palestinian Territory, Occupied	*	6	6	10	*	9	11	10	56	30	80
Panama	*	*	*	*	*	*	*	*	*	*	*
Peru	*	*	*	*	*	*	*	*	*	*	*
Philippines	*	*	*	*	*	*	*	*	*	*	*
Poland	*	*	*	*	*	*	*	*	*	8	*
Portugal	*	*	*	*	*	*	*	*	*	7	*
Romania	*	*	*	*	*	*	*	*	*	7	*
Russian Federation	7	10	19	26	22	30	46	39	199	124	124
Rwanda	*	*	*	*	*	*	*	*	*	15	10
Saudi Arabia	*	*	*	*	*	*	*	*	*	11	*
Senegal	6	5	5	6	13	6	*	10	55	47	20
Serbia	14	32	5	18	*	19	31	19	141	938	436
Sierra Leone	7	*	*	6	*	7	7	7	43	33	38
Singapore	*	*	*	*	*	*	*	*	*	*	*
Somalia	14	9	7	5	7	9	14	12	77	157	263
South Africa	*	*	*	7	*	*	*	*	9	10	17
South Sudan	*	*	*	*	*	*	*	*	*	*	*
Spain	*	*	*	*	*	*	*	*	7	*	*
Sri Lanka	*	*	5	*	*	*	*	*	24	28	37
Stateless	20	11	14	7	14	6	7	10	89	310	2,399
Sudan	17	13	18	13	22	30	37	39	189	191	234
Suriname	*	*	*	*	*	*	*	*	7	8	5
Sweden	*	*	*	*	*	*	*	*	*	*	*
Syrian Arab Republic	151	140	173	131	188	174	209	194	1,360	2,158	18,677
Taiwan	*	*	*	*	*	*	*	*	*	*	*
Tajikistan	*	6	*	5	*	10	*	6	39	19	28
Tanzania, United Republic of	*	*	*	*	*	*	*	*	9	10	*
Thailand	*	*	*	*	*	*	*	*	*	*	*
the former Yugoslav Republic of Macedonia	7	17	15	12	8	11	7	6	83	430	111
Togo	*	*	*	*	*	*	*	*	6	*	9
Trinidad and Tobago	*	*	*	*	*	5	*	*	19	22	9
Tunisia	11	39	21	19	10	5	11	7	123	205	25
Turkey	20	50	23	35	25	46	36	35	270	235	56
Uganda	6	8	7	*	*	6	8	6	46	87	113
Ukraine	13	8	8	10	7	17	10	15	88	317	716
United Arab Emirates	*	*	*	*	*	*	*	*	*	*	*
United Kingdom	*	*	*	*	*	*	*	*	5	*	*
United States of America	5	*	*	*	*	*	*	*	14	5	16
Unknown	36	28	40	31	74	52	58	54	373	457	432
Uruguay	*	*	*	*	*	*	*	*	*	*	*
Uzbekistan	*	*	*	*	*	*	*	*	5	6	5
Venezuela	11	*	*	6	7	6	11	*	49	27	*
Viet Nam	*	*	*	9	*	5	*	*	20	61	64
Yemen	10	9	17	15	11	12	14	21	109	45	52
Zambia	*	*	*	*	*	*	*	*	*	*	8
Zimbabwe	*	*	*	*	*	5	*	*	13	12	8
Other	*	*	*	*	*	*	*	*	*	*	14
Totaal	1,239	1,153	1,219	1,022	1,160	1,199	1,391	1,339	9,722	18,171	43,093



* To conceal the lowest figures, all values between 0 and 4 are replaced by asterisk.

** In May 2017 the IND has adjusted its systems to remove a small discrepancy that caused some cases to not be included in figures of (earlier versions of) this report. This adjustment may result in some small inconsistencies with reports dating from April 2017 and before. Considering the limited size of the discrepancy and to ensure consistency between reports, figures published before January 1st, 2017, will not be updated. Notwithstanding these figures, the total influx of first asylum applications in 2016 was 18,246.
Selection criterion for this table: all nationalities with at least 1 application in the current year.