



Immigratie- en Naturalisatiedienst
Ministerie van Justitie en Veiligheid

Asylum Trends

Monthly Report on Asylum Applications in The Netherlands

April 2019

Colophon

Title Asylum Trends

Subtitle Monthly Report on Asylum Applications in The Netherlands
Recent trends

Author Ministry of Justice and Security
Immigration and Naturalisation Service (IND)
IND Business Information Centre (BIC)
Rijnstraat 8 | 2515 XP Den Haag
Postbus 16275 | 2500 BG Den Haag

Migratie in beweging



EUROPESE UNIE
Het Fonds voor asiel,
migratie en integratie

Contents

<i>Colophon</i>	2
Asylum applications in The Netherlands	
Total asylum applications in The Netherlands	4
First asylum applications in The Netherlands	5
Repeated asylum applications in The Netherlands	6
Family reunification in The Netherlands	7
Unaccompanied minor asylum seekers in The Netherlands	8
Monthly first asylum applications in The Netherlands	9
Appendix	
Appendix: Relocation and Resettlement	
Appendix: Eurostat	

Total asylum influx in The Netherlands (first applications, repeated applications, family reunification influx)
Source: METIS

Top 10 Last thirteen months **total** asylum applications in The Netherlands

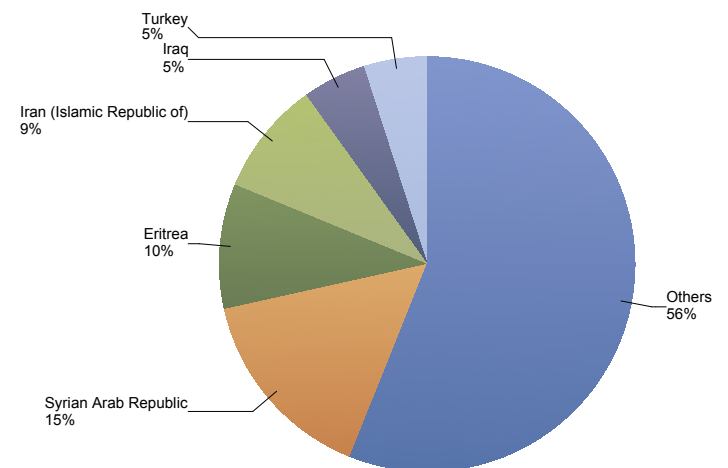
Total 2017	Total 2018	Country of citizenship	2018										2019					Last 12 months	Perc
			Apr	May	Jun	Jul	Aug	Sep	Oct	Nov	Dec	Total	Jan	Feb	Mar	Apr	Total		
10.829	5.203	Syrian Arab Republic	450	484	414	522	453	407	445	354	415	3.944	326	271	321	336	1.254	4.748	15%
4.038	3.953	Eritrea	319	488	354	381	271	228	203	236	180	2.660	152	239	126	125	642	2.983	10%
1.015	2.422	Iran (Islamic Republic of)	151	137	116	220	257	366	368	256	195	2.066	187	206	187	224	804	2.719	9%
509	1.382	Turkey	109	103	127	137	154	200	131	102	130	1.193	112	113	92	124	441	1.525	5%
1.418	1.588	Iraq	91	102	93	150	185	193	153	157	113	1.237	96	101	92	89	378	1.524	5%
924	1.336	Algeria	93	86	69	98	134	123	156	148	129	1.036	142	109	116	125	492	1.435	5%
331	659	Nigeria	27	47	46	53	56	82	73	92	84	560	127	165	226	234	752	1.285	4%
1.020	1.163	Morocco	106	91	67	101	87	85	104	138	117	896	126	107	101	105	439	1.229	4%
872	1.207	Afghanistan	95	96	97	114	160	129	100	97	67	955	69	61	73	65	268	1.128	4%
342	852	Moldova, Republic of	70	76	39	50	40	106	113	113	86	693	79	71	186	74	410	1.033	3%
10.029	10.615	Others	773	899	631	1.005	1.072	1.077	1.040	895	889	8.281	993	874	903	844	3.614	11.122	36%
31.327	30.380	Total	2.284	2.609	2.053	2.831	2.869	2.996	2.886	2.588	2.405	23.521	2.409	2.317	2.423	2.345	9.494	30.731	100%

* To conceal the lowest figures, all values between 0 and 4 are replaced by asterisk.

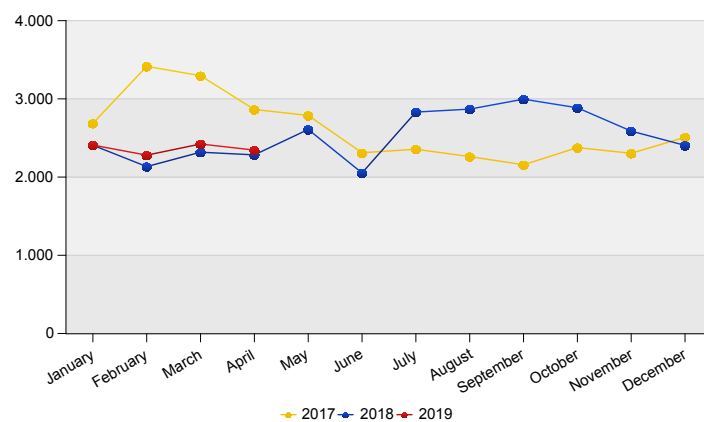
Top Total asylum applications in The Netherlands April 2019

	Country of citizenship		%
1	Syrian Arab Republic	336	14%
2	Nigeria	234	10%
3	Iran (Islamic Republic of)	224	10%
4	Algeria	125	5%
5	Eritrea	125	5%
6	Turkey	124	5%
7	Morocco	105	4%
8	Iraq	89	4%
9	Moldova, Republic of	74	3%
10	Afghanistan	65	3%
11	Yemen	65	3%
12	Gambia	57	2%
	Others	722	31%
Total April 2019		2.345	100%

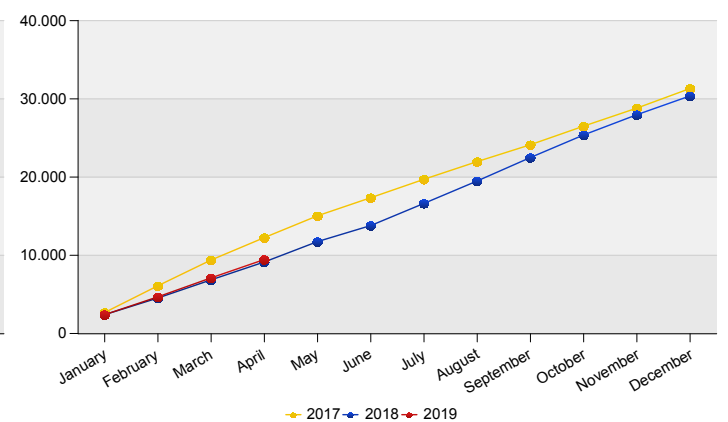
Top Nationalities total applications last twelve months
Period: May 2018 - Apr 2019
Number of total asylum applications: 30.694



Total asylum applications in The Netherlands



Cumulative development of total asylum applications in The Netherlands



First asylum applications in The Netherlands
Source: METIS

Top 10 Last thirteen months **first** asylum applications in The Netherlands

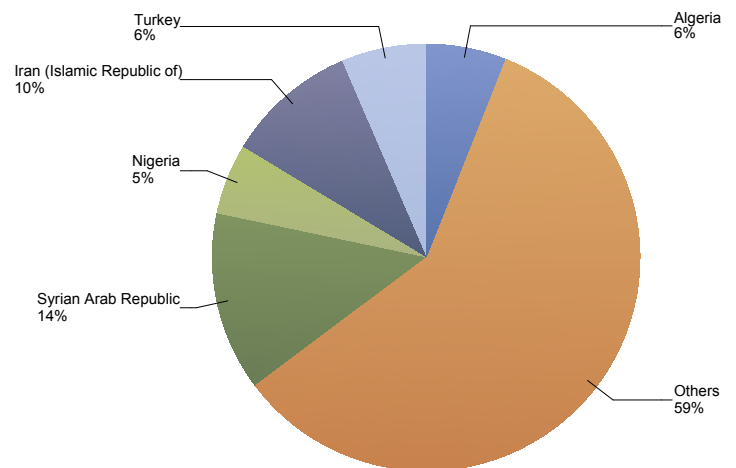
Total 2017	Total 2018	Country of citizenship	2018												2019					Last 12 months	Perc
			Apr	May	Jun	Jul	Aug	Sep	Oct	Nov	Dec	Total	Jan	Feb	Mar	Apr	Total				
2.202	2.956	Syrian Arab Republic	208	234	251	355	337	276	259	192	272	2.384	204	161	212	248	825	3.001	14%		
718	1.869	Iran (Islamic Republic of)	106	85	84	166	198	317	322	213	150	1.641	156	162	153	190	661	2.196	10%		
481	1.301	Turkey	105	95	118	129	144	188	126	95	124	1.124	110	102	87	116	415	1.434	6%		
891	1.267	Algeria	89	79	62	94	126	113	148	143	124	978	131	97	112	108	448	1.337	6%		
245	558	Nigeria	17	37	37	43	47	64	65	87	80	477	121	159	214	230	724	1.184	5%		
977	1.066	Morocco	96	86	59	93	81	80	97	126	104	822	121	99	92	91	403	1.129	5%		
342	831	Moldova, Republic of	70	76	39	50	40	101	105	113	79	673	73	71	186	74	404	1.007	5%		
1.095	1.284	Eritrea	127	149	98	139	108	98	101	52	53	925	37	55	42	33	167	965	4%		
724	737	Iraq	51	64	46	48	56	79	96	84	59	583	57	57	43	51	208	740	3%		
550	678	Unknown	48	57	36	76	74	45	66	62	73	537	56	55	56	33	200	689	3%		
6.491	7.806	Others	517	614	463	718	813	888	840	673	654	6.180	775	678	682	703	2.838	8.501	38%		
14.716	20.353	Total	1.434	1.576	1.293	1.911	2.024	2.249	2.225	1.840	1.772	16.324	1.841	1.696	1.879	1.877	7.293	22.183	100%		

* To conceal the lowest figures, all values between 0 and 4 are replaced by asterisk.

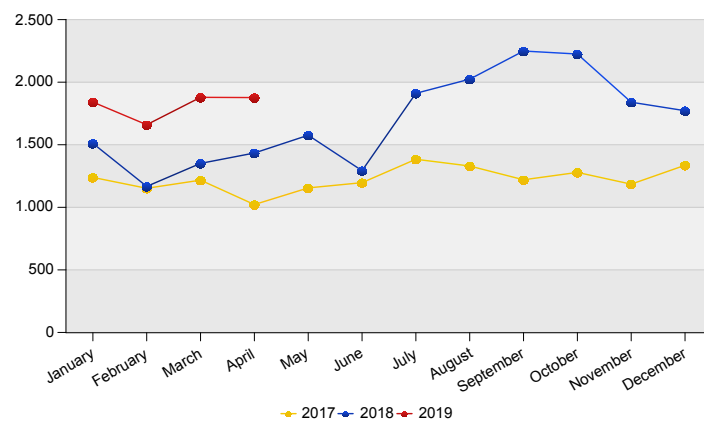
Top First asylum applications in The Netherlands
April 2019

	Country of citizenship		%
1	Syrian Arab Republic	248	13%
2	Nigeria	230	12%
3	Iran (Islamic Republic of)	190	10%
4	Turkey	116	6%
5	Algeria	108	6%
6	Morocco	91	5%
7	Moldova, Republic of	74	4%
8	Yemen	58	3%
9	Gambia	54	3%
10	Iraq	51	3%
	Others	657	35%
Total April 2019		1.877	100%

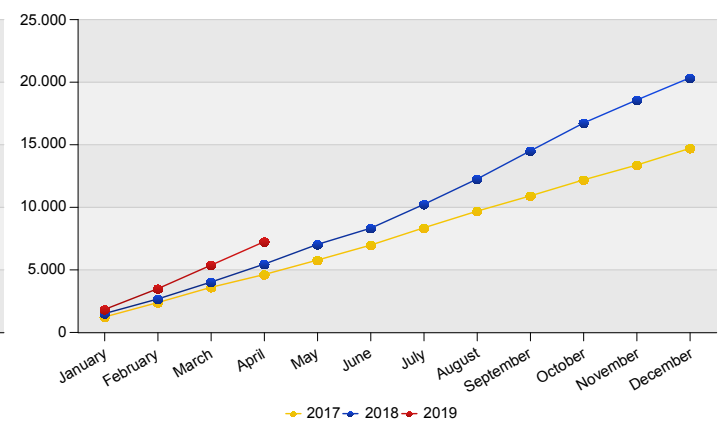
Top Nationalities first applications last twelve months
Period: May 2018 - Apr 2019
Number of first asylum applications: 22.147



First asylum applications in The Netherlands



Cumulative development of first asylum applications in The Netherlands



Repeated asylum applications in The Netherlands
Source: METIS

Top 10 Last thirteen months repeated asylum applications in The Netherlands

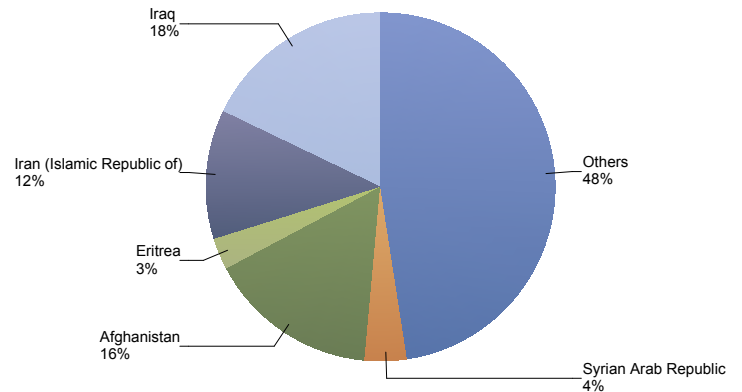
Total 2017	Total 2018	Country of citizenship	2018												2019					Last 12 months	Perc
			Apr	May	Jun	Jul	Aug	Sep	Oct	Nov	Dec	Total	Jan	Feb	Mar	Apr	Total				
249	658	Iraq	28	21	25	76	123	112	54	65	51	555	32	43	43	32	150	677	18%		
464	634	Afghanistan	47	45	59	47	89	68	50	50	47	502	40	29	39	35	143	598	16%		
176	432	Iran (Islamic Republic of)	28	42	27	49	48	37	45	40	41	357	26	37	29	32	124	453	12%		
45	110	Syrian Arab Republic	*	6	*	10	20	9	8	13	8	80	14	11	27	18	70	148	4%		
62	105	Eritrea	10	*	8	11	8	9	11	14	14	85	13	5	10	8	36	111	3%		
36	95	Morocco	10	5	8	6	6	5	7	12	13	72	5	8	9	14	36	98	3%		
33	68	Algeria	*	7	6	*	8	10	8	5	5	57	11	12	*	17	44	97	3%		
76	103	Somalia	*	8	6	9	11	*	10	16	6	72	7	*	8	6	24	94	2%		
77	92	Nigeria	9	8	9	9	9	14	8	*	*	74	6	6	11	*	25	90	2%		
11	23	Albania	*	*	*	*	*	*	*	11	*	22	26	9	26	*	62	84	2%		
892	1.244	Others	91	74	70	135	150	129	111	110	126	996	120	117	107	89	433	1.338	35%		
2.121	3.564	Total	231	218	222	356	475	399	313	340	318	2.872	300	280	313	254	1.147	3.788	100%		

* To conceal the lowest figures, all values between 0 and 4 are replaced by asterisk.

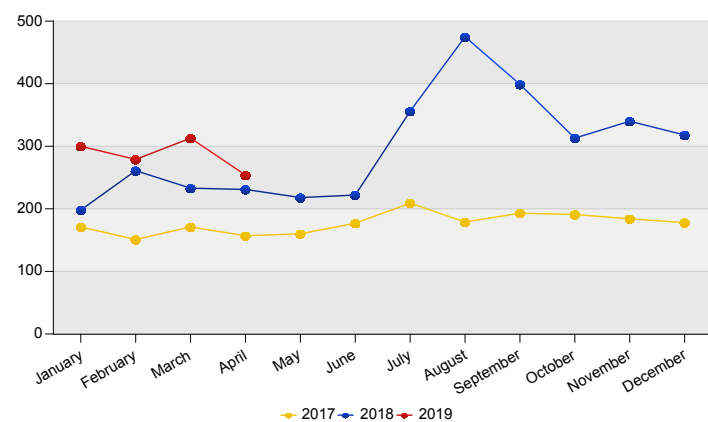
Top Repeated asylum applications in The Netherlands April 2019

	Country of citizenship		%
1	Afghanistan	35	14%
2	Iran (Islamic Republic of)	32	13%
3	Iraq	32	13%
4	Syrian Arab Republic	18	7%
5	Algeria	17	7%
6	Morocco	14	6%
	Others	106	42%
Total April 2019		254	100%

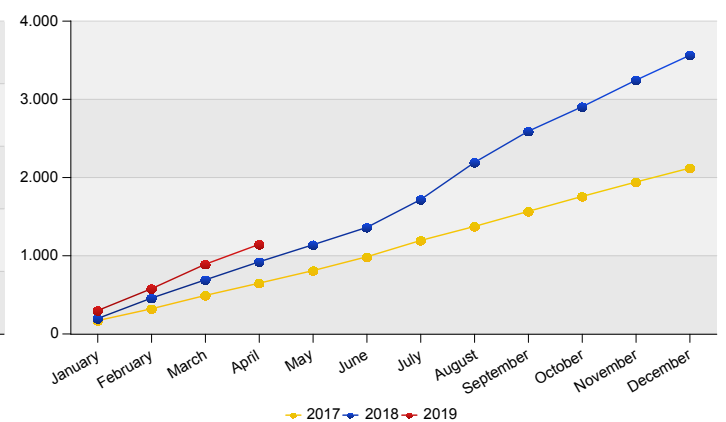
Top Nationalities repeated asylum applications last twelve months
Period: May 2018 - Apr 2019
Number of repeated asylum applications: 3.787



Repeated asylum applications in The Netherlands



Cumulative development of repeated asylum applications in The Netherlands



Influx of family reunification in The Netherlands (Council Directive 2003/86/EC Chapter V)
Source: METIS

Top 10 Last thirteen months Influx of family reunification in The Netherlands

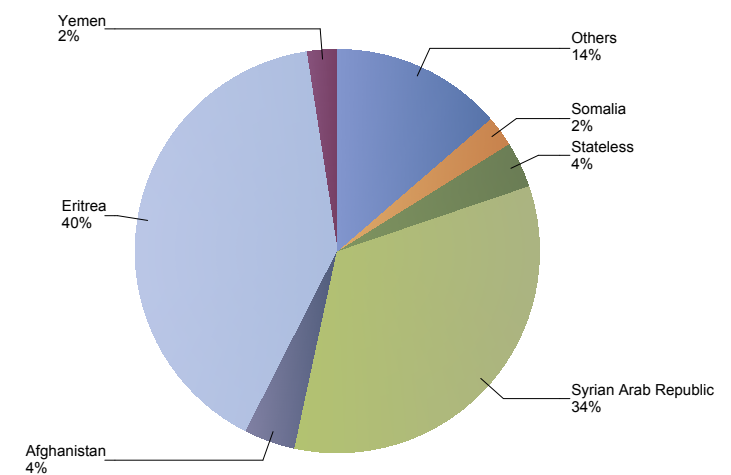
Total 2017	Total 2018	Country of citizenship	2018												2019					Last 12 months	Perc
			Apr	May	Jun	Jul	Aug	Sep	Oct	Nov	Dec	Total	Jan	Feb	Mar	Apr	Total				
2.881	2.564	Eritrea	182	339	248	231	155	121	91	170	113	1.650	102	179	74	84	439	1.907	40%		
8.582	2.137	Syrian Arab Republic	240	244	159	157	96	122	178	149	135	1.480	108	99	82	70	359	1.599	34%		
86	248	Afghanistan	27	29	14	40	23	18	15	19	7	192	10	9	10	*	30	195	4%		
1.458	238	Stateless	15	31	18	28	13	9	11	16	12	153	*	19	8	7	37	175	4%		
107	178	Somalia	36	27	11	6	20	20	7	*	5	134	7	*	*	8	19	117	2%		
47	129	Yemen	9	18	17	20	17	7	6	*	6	103	*	*	11	7	23	117	2%		
445	193	Iraq	12	17	22	26	6	*	*	8	*	99	7	*	6	6	20	107	2%		
121	121	Iran (Islamic Republic of)	17	10	5	5	11	12	*	*	*	68	5	7	5	*	19	70	1%		
305	134	Unknown	18	20	6	9	6	*	*	*	*	69	*	*	*	*	8	59	1%		
47	70	Sudan	24	18	*	*	*	*	*	*	5	56	*	*	*	7	12	44	1%		
411	451	Others	39	62	38	39	20	33	34	33	23	321	19	17	31	21	88	370	8%		
14.490	6.463	Total	619	815	538	564	370	348	348	408	315	4.325	268	341	231	214	1.054	4.760	100%		

* To conceal the lowest figures, all values between 0 and 4 are replaced by asterisk.

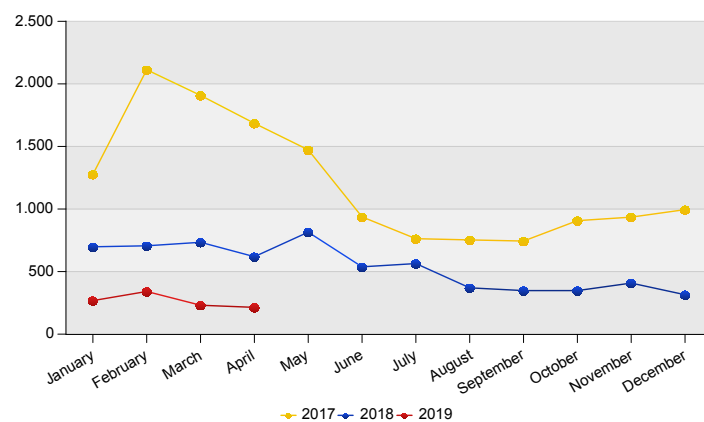
Top Influx of family reunification in The Netherlands April 2019

Country of citizenship		%
1 Eritrea	84	39%
2 Syrian Arab Republic	70	33%
3 Somalia	8	4%
4 Stateless	7	3%
5 Sudan	7	3%
6 Turkey	7	3%
7 Yemen	7	3%
8 Iraq	6	3%
Others	18	8%
Total April 2019	214	100%

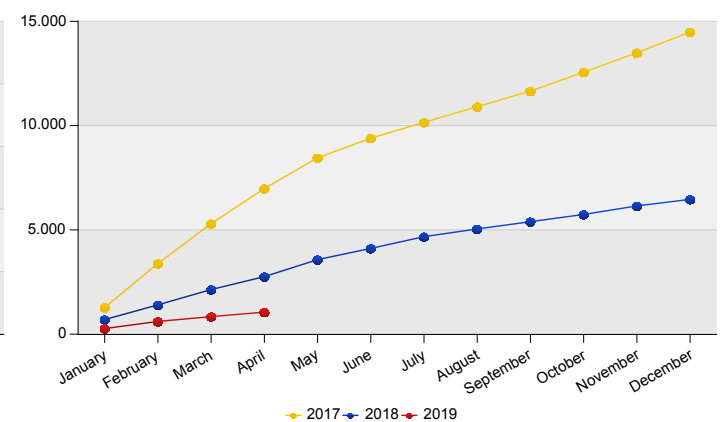
Top Nationalities Influx of family reunification last twelve months
Period: May 2018 - Apr 2019
Number of influx family reunification: 4.760



Influx of family reunification in The Netherlands



Cumulative development of Influx of family reunification in The Netherlands



Influx of indicated unaccompanied minor asylum seekers in The Netherlands
Source: METIS

Top 10 Unaccompanied minor asylum applications in The Netherlands

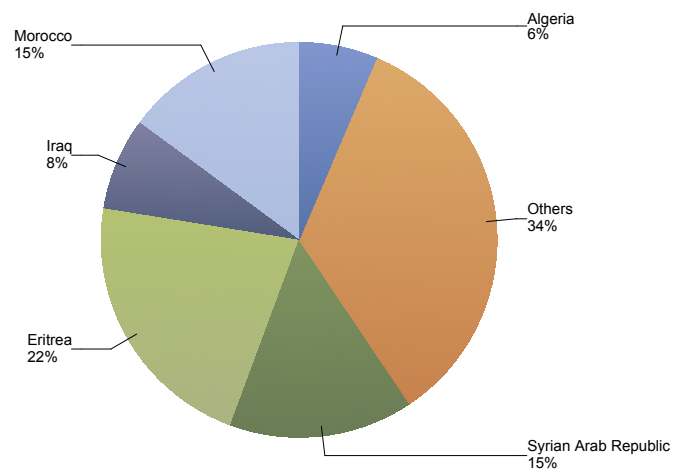
Total 2017	Total 2018	Country of citizenship	2018												2019				Last 12 months	Perc
			Apr	May	Jun	Jul	Aug	Sep	Oct	Nov	Dec	Total	Jan	Feb	Mar	Apr	Total			
479	428	Eritrea	59	57	29	49	20	36	24	13	12	299	9	9	6	9	33	273	22%	
135	172	Syrian Arab Republic	12	11	22	15	27	9	13	12	18	139	15	12	17	17	61	188	15%	
74	145	Morocco	*	10	11	16	9	13	20	24	16	122	23	13	17	14	67	186	15%	
22	69	Iraq	*	*	*	*	7	*	20	16	*	59	11	14	6	6	37	94	8%	
54	55	Algeria	*	*	*	9	*	5	*	16	6	47	15	*	11	5	35	80	6%	
47	55	Guinea	*	*	*	*	*	11	*	7	9	44	*	5	*	*	15	56	4%	
65	31	Afghanistan	*	*	*	*	*	6	5	*	*	26	*	*	5	*	14	40	3%	
20	28	Gambia	*	*	*	*	*	*	*	5	10	26	*	*	*	5	11	37	3%	
23	26	Unknown	*	*	*	*	5	*	*	*	*	24	5	*	*	*	12	35	3%	
30	31	Albania	*	*	6	5	*	*	*	*	*	27	*	*	*	*	7	34	3%	
232	185	Others	9	21	12	12	16	29	17	19	24	159	25	15	5	29	74	224	18%	
1.181	1.225	Total	91	119	89	117	97	122	109	121	107	972	111	84	78	93	366	1.247	100%	

* To conceal the lowest figures, all values between 0 and 4 are replaced by asterisk.

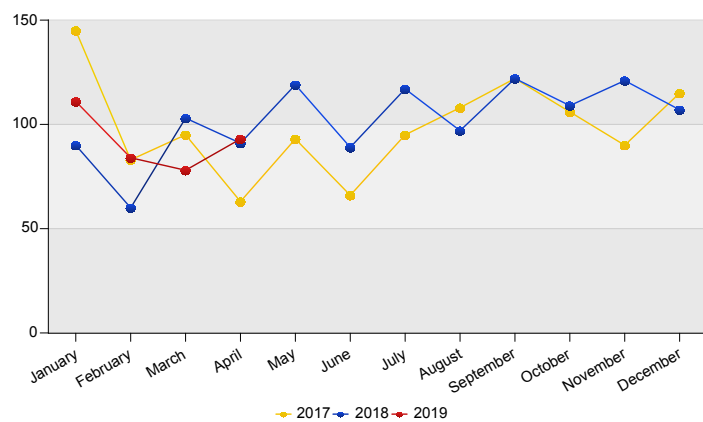
Top Unaccompanied minor asylum applications in The Netherlands April 2019

Country of citizenship		%
1 Syrian Arab Republic	17	18%
2 Morocco	14	15%
3 Eritrea	9	10%
4 Iraq	6	6%
5 Algeria	5	5%
6 Gambia	5	5%
7 Yemen	5	5%
Others	32	34%
Total April 2019	93	100%

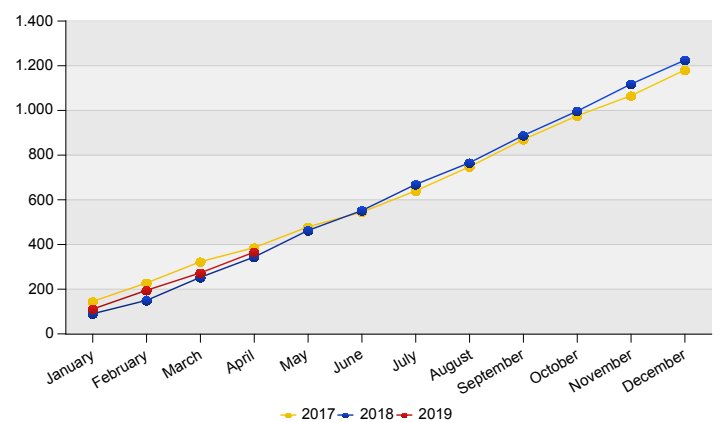
Top Nationalities unaccompanied minor asylum applications last twelve months
Period: May 2018 - Apr 2019
Number of unaccompanied minor asylum applications: 1.247



Unaccompanied minor asylum applications in The Netherlands



Cumulative development of Unaccompanied minor asylum applications in The Netherlands





Monthly First Asylum Applications in The Netherlands in 2019

Source: METiS

Country of citizenships	Jan	Feb	Mar	Apr	2019	Total 2018	Total 2017
Afghanistan	19	23	24	29	95	325	322
Albania	25	18	20	11	74	551	365
Algeria	131	97	112	108	448	1.267	891
Angola	8	*	*	*	18	30	27
Antigua and Barbuda	*	*	*	*	*	*	*
Argentina	*	*	*	*	*	*	*
Armenia	14	5	8	5	32	62	109
Australia	*	*	*	*	*	*	*
Azerbaijan	48	23	40	42	153	239	113
Bahamas	*	*	*	*	*	*	*
Bahrain	*	*	*	*	*	5	8
Bangladesh	*	*	6	*	7	22	18
Belarus	*	17	*	10	34	252	103
Belgium	*	*	*	*	*	*	*
Benin	*	*	*	*	*	11	13
Bosnia and Herzegovina	17	*	*	*	22	49	67
Brazil	*	*	*	*	*	7	10
Bulgaria	*	*	*	*	*	*	*
Burkina Faso	*	*	*	*	*	6	8
Burundi	*	*	*	*	*	11	29
Cambodia	*	*	*	*	*	*	*
Cameroon	12	*	*	5	24	28	39
Canada	*	*	*	*	*	*	*
Cape Verde	*	*	*	*	*	*	*
Central African Republic	*	*	*	*	*	*	*
Chad	5	*	*	*	13	36	30
Chile	*	*	*	*	*	*	*
China (including Hong Kong)	11	19	16	16	62	164	149
Colombia	7	15	*	7	32	44	36
Comoros	*	*	*	*	*	*	*
Congo, the Democratic Republic of the	*	*	*	*	*	14	13
Congo, the Republic of the	*	*	*	5	11	27	43
Costa Rica	*	*	*	*	*	*	*
Cote d'Ivoire	5	*	*	5	13	51	41
Croatia	*	*	*	*	*	*	*
Cuba	*	*	*	*	6	162	256
Czech Republic	*	*	*	*	*	*	*
Djibouti	*	*	*	*	*	5	*
Dominica	*	*	*	*	*	*	*
Dominican Republic	*	*	*	*	*	7	9
East Timor	*	*	*	*	*	*	*
Ecuador	*	*	*	*	*	*	*
Egypt	16	13	14	10	53	149	178
El Salvador	8	*	6	*	17	21	18
Eritrea	37	55	42	33	167	1.284	1.095
Ethiopia	5	10	8	*	27	54	124
Finland	*	*	*	*	*	*	*
France	*	*	*	*	*	*	*
Gambia	39	45	59	54	197	351	214



Monthly First Asylum Applications in The Netherlands in 2019

Source: METiS

Country of citizenships	Jan	Feb	Mar	Apr	2019	Total 2018	Total 2017
Georgia	24	19	32	12	87	350	487
Germany	*	*	*	*	*	5	*
Ghana	15	*	12	12	43	80	39
Greece	*	*	*	*	*	*	*
Guatemala	*	*	*	*	*	*	*
Guinea	26	20	22	16	84	242	330
Guinea-Bissau	5	*	*	5	16	17	29
Guyana	*	*	*	*	*	*	*
Haiti	*	*	*	*	*	*	*
Honduras	*	*	*	*	*	7	12
Hungary	*	*	*	*	*	*	*
India	*	*	*	*	5	49	37
Indonesia	*	*	*	*	6	8	*
Iran (Islamic Republic of)	156	162	153	190	661	1.869	718
Iraq	57	57	43	51	208	737	724
Israel	*	*	*	*	*	6	6
Italy	*	*	*	*	*	*	*
Jamaica	*	*	*	*	6	16	14
Japan	*	*	*	*	*	*	*
Jordan	*	10	10	10	32	74	34
Kazakhstan	*	*	*	*	5	17	15
Kenya	*	*	*	*	*	17	10
Korea, Democratic People's Republic of	*	*	*	*	*	*	*
Kosovo / UNSCR 1244	*	*	*	16	23	36	36
Kuwait	*	*	*	*	*	*	6
Kyrgyzstan	*	7	*	*	10	10	9
Lao People's Democratic Republic	*	*	*	*	*	*	*
Latvia	*	*	*	*	*	*	*
Lebanon	9	5	*	8	24	71	61
Liberia	*	5	5	*	16	22	15
Libyan Arab Jamahiriya	45	16	32	35	128	462	357
Lithuania	*	*	*	*	*	*	*
Luxembourg	*	*	*	*	*	*	*
Malaysia	*	*	*	*	*	*	*
Mali	*	*	*	*	12	37	60
Mauritania	*	*	*	*	7	10	18
Mexico	*	*	*	*	*	*	5
Moldova, Republic of	73	71	186	74	404	831	342
Mongolia	*	*	*	*	*	23	19
Montenegro	*	*	*	*	7	*	5
Morocco	121	99	92	91	403	1.066	977
Mozambique	*	*	*	*	*	*	*
Myanmar	*	*	*	*	*	32	28
Namibia	*	*	*	*	*	*	*
Nepal	*	*	*	*	*	*	*
Netherlands	*	*	*	*	*	8	7
Nicaragua	*	6	*	*	13	30	*
Niger	*	6	*	*	12	24	13
Nigeria	121	159	214	230	724	558	245



Monthly First Asylum Applications in The Netherlands in 2019

Source: METiS

Country of citizenships	Jan	Feb	Mar	Apr	2019	Total 2018	Total 2017
Oman	*	*	*	*	*	*	*
Pakistan	27	29	21	32	109	309	181
Palestinian Territory, Occupied	*	*	5	*	13	79	74
Panama	*	*	*	*	*	*	*
Peru	*	*	*	*	*	*	*
Philippines	*	*	*	*	*	*	*
Poland	*	*	*	*	*	*	*
Qatar	*	*	*	*	*	*	*
Republic of North Macedonia	*	28	12	24	64	*	*
Russian Federation	24	26	19	26	95	294	316
Rwanda	*	*	*	*	*	20	*
Saint Lucia	*	*	*	*	*	*	*
Saint Vincent and the Grenadines	*	*	*	*	*	*	*
Saudi Arabia	*	*	*	*	*	10	6
Senegal	8	11	11	11	41	62	81
Serbia	48	49	20	40	157	125	174
Sierra Leone	9	8	*	10	30	88	67
Slovak Republic	*	*	*	*	*	*	*
Somalia	15	18	12	17	62	133	124
South Africa	*	*	*	*	*	5	12
South Sudan	*	*	*	*	*	*	*
Spain	*	*	*	*	*	*	7
Sri Lanka	7	*	*	7	21	30	46
Stateless	7	*	*	*	13	49	120
Sudan	20	12	16	11	59	249	260
Suriname	*	*	*	*	*	6	8
Syrian Arab Republic	204	161	212	248	825	2.956	2.202
Taiwan	*	*	*	*	*	*	*
Tajikistan	13	5	7	12	37	178	59
Tanzania, United Republic of	*	*	*	*	*	6	14
Thailand	*	*	*	*	*	*	*
the former Yugoslav Republic of Macedonia	22	8	*	*	30	92	112
Togo	*	*	5	*	9	7	10
Trinidad and Tobago	*	*	*	*	*	23	34
Tunisia	30	12	22	29	93	387	172
Turkey	110	102	87	116	415	1.301	481
Turkmenistan	*	*	*	*	*	10	*
Uganda	23	16	35	23	97	145	72
Ukraine	12	14	11	12	49	303	139
United Arab Emirates	*	*	*	*	*	*	*
United Kingdom	*	*	*	*	*	*	5
United States of America	*	*	*	*	5	25	20
Unknown	56	55	56	33	200	678	550
Uzbekistan	*	*	*	*	*	12	5
Venezuela	17	9	17	10	53	150	77
Viet Nam	*	*	9	*	16	41	27
Yemen	60	47	61	58	226	528	171
Zambia	*	*	*	*	*	*	*
Zimbabwe	*	*	*	*	5	5	17



Monthly First Asylum Applications in The Netherlands in 2019

Source: METiS

Country of citizenships	Jan	Feb	Mar	Apr	2019	Total 2018	Total 2017
Other	*	*	*	*	*	7	18
Totaal	1.841	1.660	1.879	1.877	7.257	20.353	14.716

* To conceal the lowest figures, all values between 0 and 4 are replaced by asterisk.
Selection criterion for this table: all nationalities with at least 1 application in the current year.