



Immigratie- en Naturalisatiedienst  
*Ministerie van Veiligheid en Justitie*

## **Asylum Trends**

Monthly Report on Asylum Applications in The Netherlands

April 2017

## **Colophon**

<b>Title</b>	Asylum Trends
<b>Subtitle</b>	Monthly Report on Asylum Applications in The Netherlands Recent trends
<b>Author</b>	Ministry of Security and Justice Immigration and Naturalisation Service (IND) IND Business Information Centre (BIC) Dr. H. Colijnlaan 341   2283 XL Rijswijk Postbus 5800   2280 HV Rijswijk

# Contents

<i>Colophon</i>	2
-----------------	---

## **Asylum applications in The Netherlands**

Total asylum applications in The Netherlands	4
First asylum applications in The Netherlands	5
Repeated asylum applications in The Netherlands	6
Family reunification in The Netherlands	7
Unaccompanied minor asylum seekers in The Netherlands	8
Monthly first asylum applications in The Netherlands	9

## **Appendix**

Appendix: Eurostat



**Total asylum influx in The Netherlands (first applications, repeated applications, family reunification influx)**  
Source: METIS

Top 10 Last thirteen months **total** asylum applications in the Netherlands

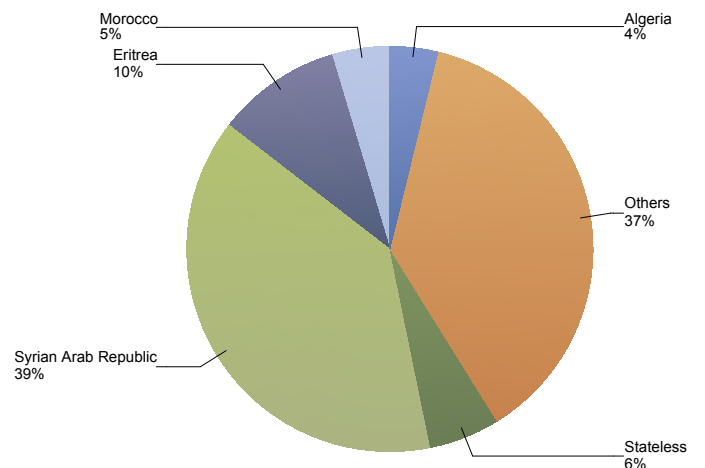
Total 2015	Total 2016	Country of citizenship	2016												2017					Last 12 months	Perc
			Apr	May	Jun	Jul	Aug	Sep	Oct	Nov	Dec	Total	Jan	Feb	Mar	Apr	Total				
27,710	10,604	Syrian Arab Republic	293	359	389	587	587	1,007	1,313	1,809	2,035	8,379	1,049	1,719	1,410	1,178	5,356	13,442	39%		
8,434	2,870	Eritrea	132	151	169	289	260	291	330	344	345	2,311	298	318	318	334	1,268	3,447	10%		
4,942	1,471	Stateless	56	50	43	46	101	122	194	232	207	1,051	179	237	333	218	967	1,962	6%		
99	1,283	Morocco	8	12	23	52	128	284	389	224	133	1,253	89	94	96	86	365	1,610	5%		
55	991	Algeria	5	28	11	38	92	227	260	192	103	956	130	96	87	59	372	1,323	4%		
2,945	1,447	Afghanistan	70	106	105	96	100	73	77	69	82	778	81	90	77	85	333	1,041	3%		
1,016	1,699	Albania	139	131	102	158	137	104	66	84	71	992	59	46	41	21	167	1,020	3%		
3,450	1,166	Iraq	66	71	62	58	62	63	73	105	72	632	96	101	94	109	400	966	3%		
645	618	Unknown	42	54	84	45	57	60	66	65	61	534	47	52	98	101	298	790	2%		
2,074	1,037	Iran (Islamic Republic of)	79	56	55	50	70	83	71	67	45	576	60	49	65	55	229	726	2%		
7,510	8,456	Others	528	543	561	786	877	811	774	813	725	6,418	606	625	693	623	2,547	8,437	24%		
<b>58,880</b>	<b>31,642</b>	<b>Total</b>	<b>1,418</b>	<b>1,561</b>	<b>1,604</b>	<b>2,205</b>	<b>2,471</b>	<b>3,125</b>	<b>3,613</b>	<b>4,004</b>	<b>3,879</b>	<b>23,880</b>	<b>2,694</b>	<b>3,427</b>	<b>3,312</b>	<b>2,869</b>	<b>12,302</b>	<b>34,764</b>	<b>100%</b>		

\* To conceal the lowest figures, all values between 0 and 4 are replaced by asterisk.

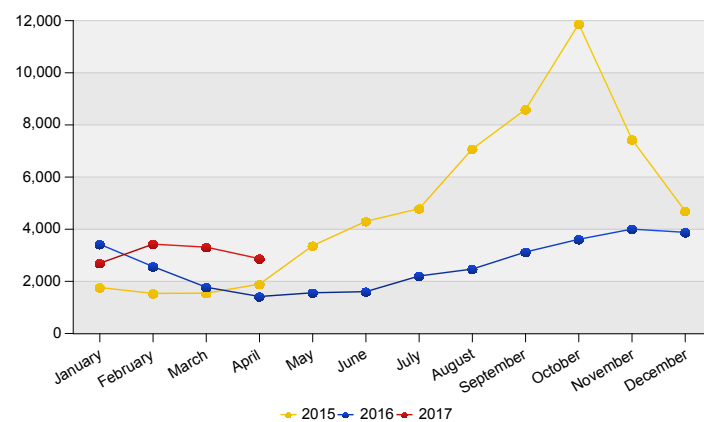
Top Total asylum applications in The Netherlands April 2017

	Country of citizenship		%
1	Syrian Arab Republic	1,178	41%
2	Eritrea	334	12%
3	Stateless	218	8%
4	Iraq	109	4%
5	Unknown	101	4%
6	Morocco	86	3%
7	Afghanistan	85	3%
8	Algeria	59	2%
9	Iran (Islamic Republic of)	55	2%
10	Guinea	43	1%
	Others	601	21%
<b>Total April 2017</b>		<b>2,869</b>	<b>100%</b>

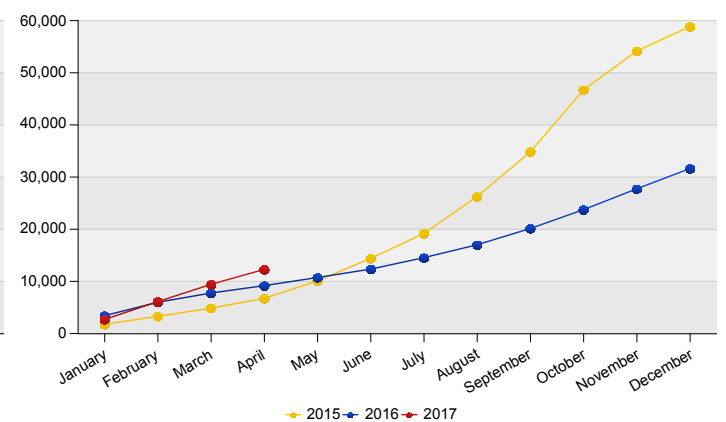
Top Nationalities total applications last twelve months  
Period: May 2016 - Apr 2017  
Number of total asylum applications: 34,764



Total asylum applications in The Netherlands



Cumulative development of total asylum applications in The Netherlands





**First asylum applications in The Netherlands**  
Source: METIS

Top 10 Last thirteen months **first** asylum applications in The Netherlands

Total 2015	Total 2016 **	Country of citizenship	2016										2017					Last 12 months	Perc
			Apr	May	Jun	Jul	Aug	Sep	Oct	Nov	Dec	Total	Jan	Feb	Mar	Apr	Total		
7,359	1,497	Eritrea	57	69	98	178	172	161	193	203	157	1,288	166	102	98	65	431	1,662	10%
80	1,271	Morocco	*	12	22	52	128	282	389	224	129	1,242	87	92	96	85	360	1,598	10%
18,677	2,158	Syrian Arab Republic	87	100	80	109	109	84	138	106	187	1,000	151	141	173	131	596	1,509	9%
41	980	Algeria	5	26	11	35	90	224	260	192	103	946	122	95	86	57	360	1,301	8%
1,005	1,664	Albania	132	130	98	154	134	96	65	84	70	963	59	45	39	21	164	995	6%
256	578	Georgia	42	42	40	58	41	38	69	79	61	470	71	82	75	38	266	694	4%
436	938	Serbia	74	51	53	127	135	78	36	59	78	691	14	32	5	18	69	686	4%
3,009	888	Iraq	36	43	49	45	41	41	52	56	46	409	47	57	54	61	219	592	4%
1,884	884	Iran (Islamic Republic of)	66	45	50	37	59	66	58	54	32	467	49	36	43	45	173	574	3%
2,550	1,026	Afghanistan	49	55	60	54	61	45	33	41	35	433	41	29	31	32	133	517	3%
7,796	6,287	Others	336	408	430	527	646	663	636	628	503	4,777	435	447	522	472	1,876	6,317	38%
43,093	18,171	Total	888	981	991	1,376	1,616	1,778	1,929	1,726	1,401	12,686	1,242	1,158	1,222	1,025	4,647	16,445	100%

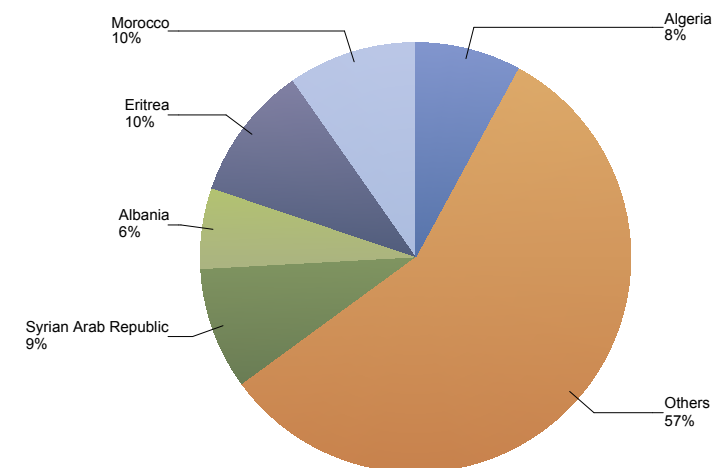
\* To conceal the lowest figures, all values between 0 and 4 are replaced by asterisk.

\*\* Analysis of the computerized reporting system has shown that, due to the method of registration and processing in automated reports, some cases may not be included in the figures in this report. The IND is working to adjust its system to remove this discrepancy. Considering the limited size of the discrepancy and to ensure consistency between reports, this report will continue to use the data recorded in the computerized reporting system. The analysis showed that, notwithstanding these figures, the total influx of first asylum applications in 2016 was 18,246.

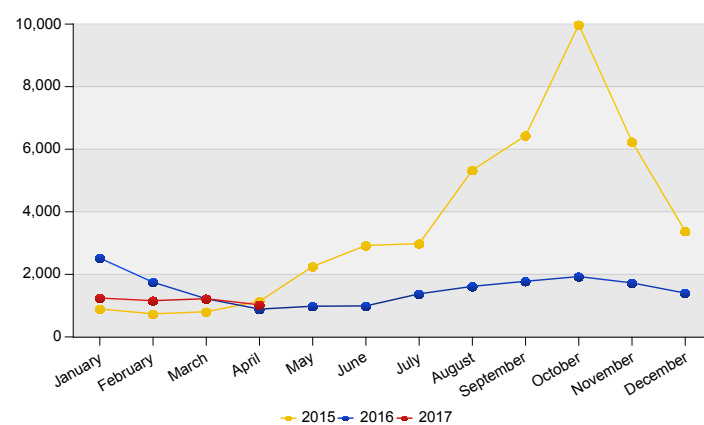
Top First asylum applications in The Netherlands  
April 2017

	Country of citizenship		%
1	Syrian Arab Republic	131	13%
2	Morocco	85	8%
3	Eritrea	65	6%
4	Iraq	61	6%
5	Algeria	57	6%
6	Iran (Islamic Republic of)	45	4%
7	Guinea	42	4%
8	Georgia	38	4%
9	Turkey	35	3%
10	Afghanistan	32	3%
	Others	434	42%
<b>Total April 2017</b>		<b>1,025</b>	<b>100%</b>

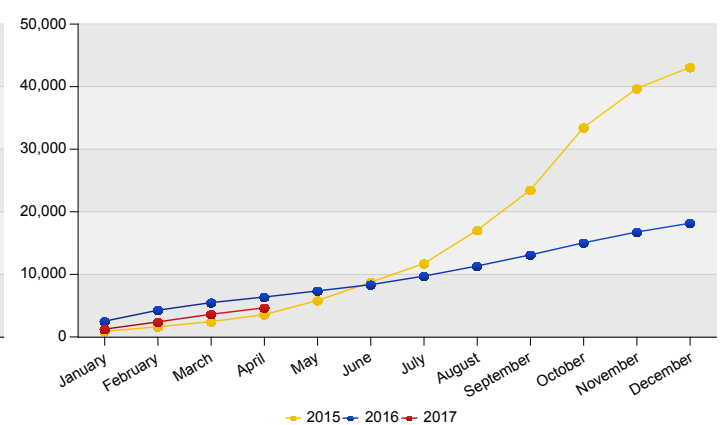
Top Nationalities first applications last twelve months  
Period: May 2016 - Apr 2017  
Number of first asylum applications: 16,445



First asylum applications in The Netherlands



Cumulative development of first asylum applications in The Netherlands





**Repeated asylum applications in The Netherlands**

Source: METIS

Top 10 Last thirteen months repeated asylum applications in The Netherlands

Total 2015	Total 2016	Country of citizenship	2016												2017					Last 12 months	Perc
			Apr	May	Jun	Jul	Aug	Sep	Oct	Nov	Dec	Total	Jan	Feb	Mar	Apr	Total				
311	358	Afghanistan	17	41	39	41	33	24	42	26	38	301	34	58	40	42	174	458	25%		
228	156	Iraq	10	18	11	13	12	9	16	20	11	120	30	5	22	12	69	179	10%		
139	110	Iran (Islamic Republic of)	8	9	*	13	11	13	10	12	11	90	5	11	16	*	36	118	6%		
39	46	Armenia	*	*	7	5	*	*	*	10	10	41	13	*	8	14	39	79	4%		
184	93	Somalia	*	9	6	9	*	9	14	*	*	59	6	*	6	6	21	77	4%		
65	75	Nigeria	17	*	5	7	5	*	*	12	5	59	8	5	*	*	19	61	3%		
62	61	Eritrea	5	*	5	6	5	*	*	5	7	40	5	6	8	5	24	59	3%		
123	59	Unknown	7	*	*	*	8	5	5	*	*	37	*	5	6	10	23	53	3%		
41	35	Sri Lanka	*	5	*	*	*	*	*	5	*	26	*	*	7	*	14	37	2%		
50	45	Sierra Leone	5	*	*	*	*	*	*	7	*	31	*	*	*	*	9	35	2%		
52	49	Syrian Arab Republic	11	*	8	*	*	*	*	8	*	44	*	*	*	*	*	34	2%		
19	32	Congo, the Republic of the	*	*	*	*	6	*	*	*	*	27	*	*	*	*	9	33	2%		
629	538	Others	39	35	54	60	58	42	29	38	61	416	60	55	64	56	235	612	33%		
1,942	1,657	Total	129	136	151	163	148	117	133	152	162	1,291	175	156	183	159	673	1,835	100%		

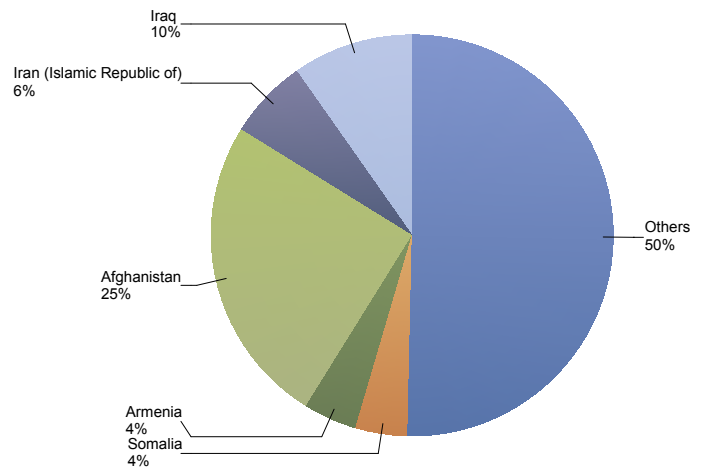
\* To conceal the lowest figures, all values between 0 and 4 are replaced by asterisk.

Top Repeated asylum applications in The Netherlands April 2017

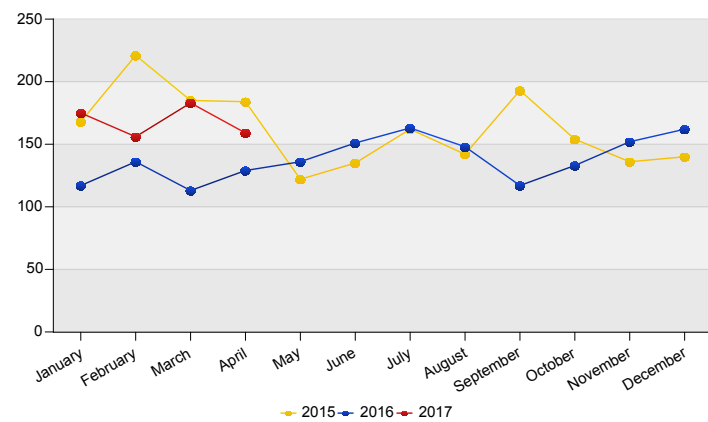
	Country of citizenship		%
1	Afghanistan	42	26%
2	Armenia	14	9%
3	Serbia	13	8%
4	Iraq	12	8%
5	Unknown	10	6%
	Others	68	43%
<b>Total April 2017</b>		<b>159</b>	<b>100%</b>

Top Nationalities repeated asylum applications last twelve months  
Period: May 2016 - Apr 2017

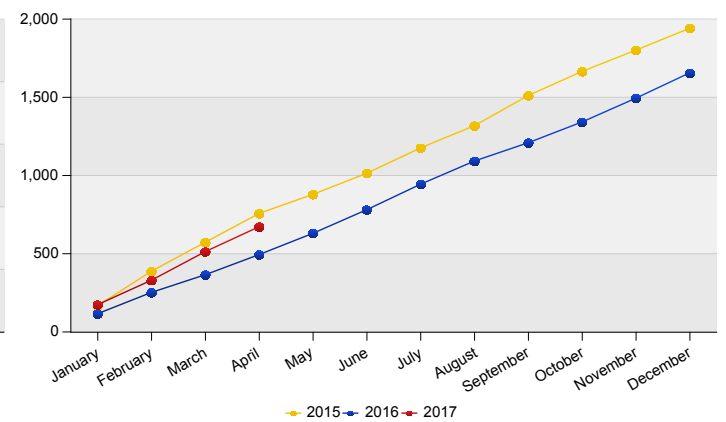
Number of repeated asylum applications: 1,835



Repeated asylum applications in The Netherlands



Cumulative development of repeated asylum applications in The Netherlands





**Influx of family reunification in The Netherlands (Council Directive 2003/86/EC Chapter V)**  
Source: METIS

Top 10 Last thirteen months Influx of family reunification in The Netherlands

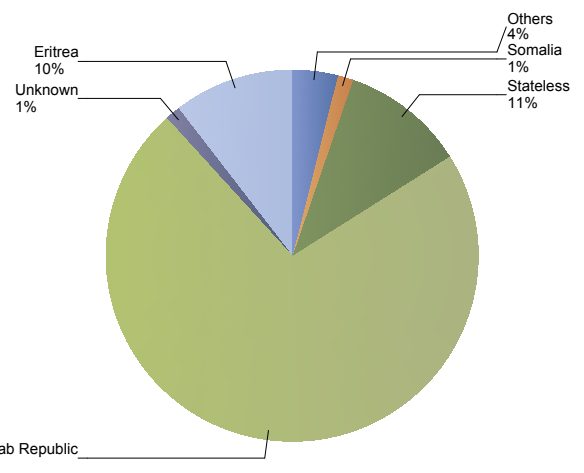
Total 2015	Total 2016	Country of citizenship	2016										2017					Last 12 months	Perc
			Apr	May	Jun	Jul	Aug	Sep	Oct	Nov	Dec	Total	Jan	Feb	Mar	Apr	Total		
8,981	8,397	Syrian Arab Republic	195	256	301	477	475	919	1,173	1,695	1,844	7,335	897	1,578	1,237	1,047	4,759	11,899	72%
2,506	1,139	Stateless	38	34	37	36	75	103	184	207	189	903	158	225	318	208	909	1,774	11%
1,013	1,312	Eritrea	70	81	66	105	83	126	135	136	181	983	127	210	212	264	813	1,726	10%
419	249	Somalia	11	*	10	16	33	10	19	30	166	10	12	27	20	69	224	1%	
90	102	Unknown	12	*	21	*	10	6	6	12	15	87	9	17	52	61	139	214	1%
213	122	Iraq	20	10	*	*	9	13	5	29	15	103	19	39	18	36	112	195	1%
84	63	Afghanistan	*	10	6	*	6	*	*	*	9	44	6	*	6	11	26	66	0%
48	25	Jordan	*	*	*	*	*	*	*	5	5	19	8	*	5	7	21	38	0%
51	43	Iran (Islamic Republic of)	5	*	*	*	*	*	*	*	*	19	6	*	6	6	20	34	0%
31	34	Ethiopia	*	*	*	*	*	*	*	*	5	20	*	*	6	7	14	33	0%
409	328	Others	43	44	17	25	15	16	25	18	21	224	37	25	20	18	100	281	2%
13,845	11,814	<b>Total</b>	<b>401</b>	<b>444</b>	<b>462</b>	<b>666</b>	<b>707</b>	<b>1,230</b>	<b>1,551</b>	<b>2,126</b>	<b>2,316</b>	<b>9,903</b>	<b>1,277</b>	<b>2,113</b>	<b>1,907</b>	<b>1,685</b>	<b>6,982</b>	<b>16,484</b>	<b>100%</b>

\* To conceal the lowest figures, all values between 0 and 4 are replaced by asterisk.

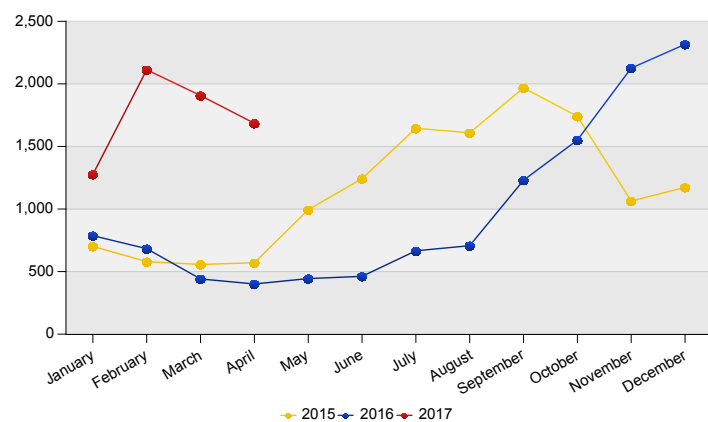
Top Influx of family reunification in The Netherlands  
April 2017

	Country of citizenship		%
1	Syrian Arab Republic	1,047	62%
2	Eritrea	264	16%
3	Stateless	208	12%
4	Unknown	61	4%
5	Iraq	36	2%
	Others	69	4%
<b>Total April 2017</b>		<b>1,685</b>	<b>100%</b>

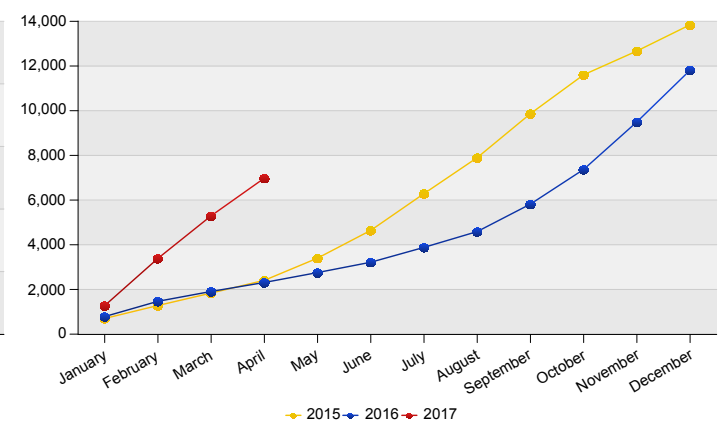
Top Nationalities Influx of family reunification last twelve months  
Period: May 2016 - Apr 2017  
Number of influx family reunification: 16,484



Influx of family reunification in The Netherlands



Cumulative development of Influx of family reunification in The Netherlands





**Influx of indicated unaccompanied minor asylum seekers in The Netherlands**  
Source: METIS

Top 10 Unaccompanied minor asylum applications in The Netherlands

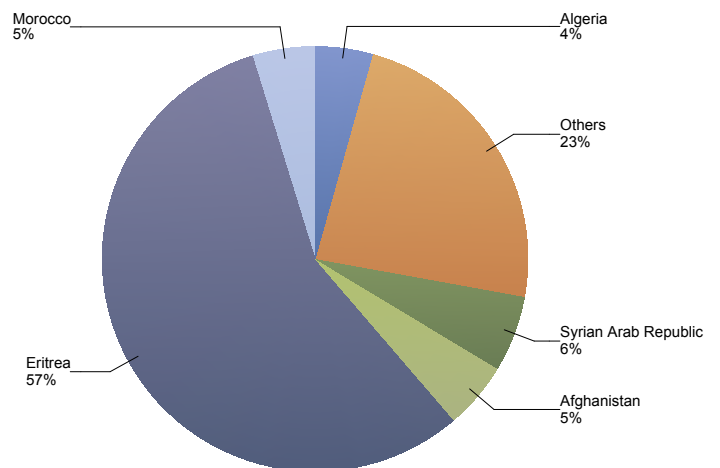
Total 2015	Total 2016	Country of citizenship	2016												2017				Last 12 months	Perc
			Apr	May	Jun	Jul	Aug	Sep	Oct	Nov	Dec	Total	Jan	Feb	Mar	Apr	Total			
1,237	773	Eritrea	15	32	42	92	96	76	114	142	113	722	105	57	60	31	253	960	57%	
1,458	181	Syrian Arab Republic	8	*	*	15	5	9	8	7	9	69	10	7	12	8	37	98	6%	
533	195	Afghanistan	8	11	9	6	7	7	*	*	9	65	6	7	7	9	29	86	5%	
9	68	Morocco	*	*	6	*	7	13	15	7	13	63	8	*	*	9	18	81	5%	
*	61	Algeria	*	*	*	*	*	12	16	17	8	59	*	*	*	6	15	74	4%	
10	44	Ethiopia	*	*	*	*	12	6	6	10	*	42	*	*	*	*	6	45	3%	
23	38	Albania	*	*	*	*	*	*	*	*	*	33	*	5	*	*	9	39	2%	
17	36	Unknown	*	*	*	*	7	*	*	5	*	34	*	*	*	*	5	37	2%	
19	23	Sudan	*	*	*	*	*	5	*	*	*	20	*	*	8	*	16	36	2%	
26	34	Guinea	*	*	*	*	*	*	*	*	*	16	*	*	5	9	15	31	2%	
526	254	Others	21	25	8	17	15	33	21	26	10	176	12	9	17	18	56	211	12%	
3,859	1,707	Total	60	83	78	140	160	169	196	231	182	1,299	153	93	117	96	459	1,698	100%	

\* To conceal the lowest figures, all values between 0 and 4 are replaced by asterisk.

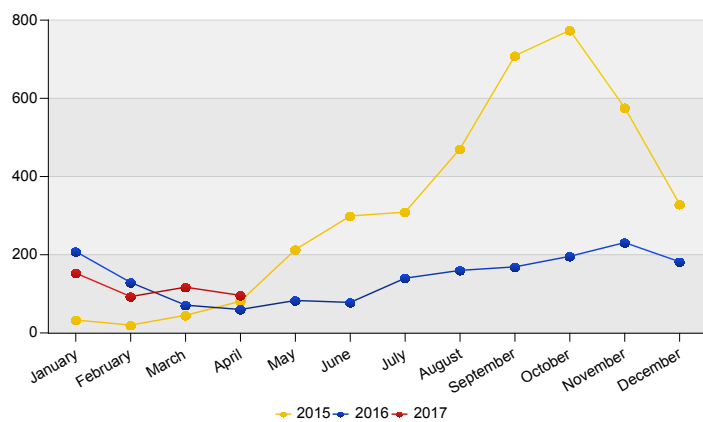
Top Unaccompanied minor asylum applications in The Netherlands April 2017

Country of citizenship	%
1 Eritrea	31 32%
2 Afghanistan	9 9%
3 Guinea	9 9%
4 Morocco	9 9%
5 Syrian Arab Republic	8 8%
6 Algeria	6 6%
7 Libyan Arab Jamahiriya	* 3%
8 Sudan	* 3%
9 Viet Nam	* 3%
Others	15 16%
<b>Total April 2017</b>	<b>96 100%</b>

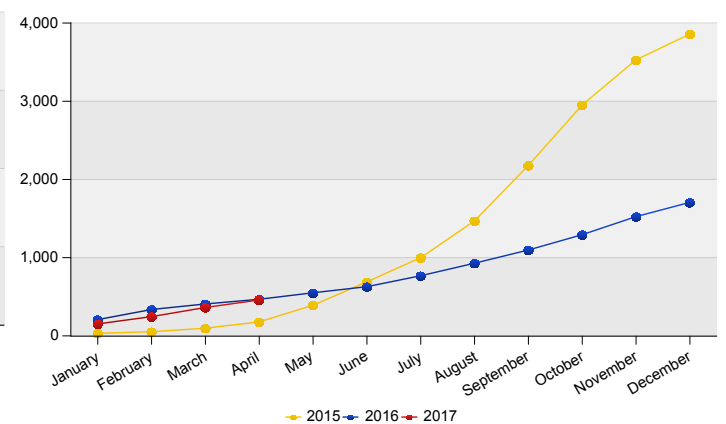
Top Nationalities unaccompanied minor asylum applications last twelve months  
Period: May 2016 - Apr 2017  
Number of unaccompanied minor asylum applications: 1,698



Unaccompanied minor asylum applications in The Netherlands



Cumulative development of Unaccompanied minor asylum applications in The Netherlands







## Monthly First Asylum Applications in The Netherlands in 2017

Source: METiS

Country of citizenships	Jan	Feb	Mar	Apr	Total 2017	Total 2016**	Total 2015
Afghanistan	41	29	31	32	133	1,026	2,550
Albania	59	45	39	21	164	1,664	1,005
Algeria	122	95	86	57	360	980	41
Angola	*	*	*	5	11	15	14
Argentina	*	*	*	*	*	*	*
Armenia	8	*	25	*	41	48	76
Azerbaijan	14	*	5	9	32	66	33
Bahrain	*	*	*	*	*	*	*
Bangladesh	*	*	*	*	5	21	32
Belarus	*	*	*	5	10	21	44
Belgium	*	*	*	*	*	*	*
Benin	*	*	*	*	8	7	*
Bosnia and Herzegovina	14	6	*	*	27	295	121
Brazil	*	*	*	*	*	*	5
Bulgaria	*	*	*	*	*	*	*
Burkina Faso	*	*	*	*	*	11	*
Burundi	*	*	*	*	8	24	23
Cameroon	*	*	*	6	13	18	27
Cape Verde	*	*	*	*	*	*	*
Central African Republic	*	*	*	*	*	*	*
Chad	*	*	5	*	8	5	6
China (including Hong Kong)	*	7	*	15	29	97	206
Colombia	*	6	*	*	12	36	7
Congo, the Democratic Republic of the	*	*	*	*	5	*	*
Congo, the Republic of the	*	*	*	5	14	50	41
Cote d'Ivoire	*	*	*	*	11	30	16
Croatia	*	*	*	*	*	5	*
Cuba	*	6	*	*	16	23	9
Djibouti	*	*	*	*	*	*	*
Dominican Republic	*	*	*	*	*	*	*
Egypt	13	12	11	7	43	112	71
El Salvador	*	*	*	*	*	19	*
Eritrea	166	102	98	65	431	1,497	7,359
Ethiopia	14	13	6	5	38	156	133
France	*	*	*	*	*	7	5
Gabon	*	*	*	*	*	*	*
Gambia	12	11	18	14	55	131	55
Georgia	71	82	75	38	266	578	256
Germany	*	*	*	*	*	*	*
Ghana	*	7	*	5	18	15	23
Greece	*	*	*	*	*	*	6
Guinea	9	19	30	42	100	111	79
Guinea-Bissau	*	5	*	*	13	11	*
Guyana	*	*	*	*	*	*	*
Haiti	*	*	*	*	*	*	*
Honduras	*	*	6	*	6	7	8
India	*	*	9	*	10	45	12
Indonesia	*	*	*	*	*	*	*



## Monthly First Asylum Applications in The Netherlands in 2017

Source: METiS

Country of citizenships	Jan	Feb	Mar	Apr	Total 2017	Total 2016 **	Total 2015
Iran (Islamic Republic of)	49	36	43	45	173	884	1,884
Iraq	47	57	54	61	219	888	3,009
Israel	*	*	*	*	*	*	*
Italy	*	*	*	*	*	5	*
Jamaica	*	6	*	*	9	34	68
Jordan	*	*	*	*	9	27	9
Kazakhstan	*	*	*	*	*	23	19
Kenya	*	*	*	*	*	6	8
Korea, Democratic People's Republic of	*	*	*	*	*	*	*
Korea, Republic of	*	*	*	*	*	*	*
Kosovo / UNSCR 1244	7	*	9	*	20	465	685
Kuwait	*	*	*	*	*	8	12
Kyrgyzstan	*	*	*	*	*	9	6
Latvia	*	*	*	*	*	*	*
Lebanon	7	*	*	*	18	55	70
Liberia	*	*	*	*	*	11	5
Libyan Arab Jamahiriya	38	34	33	27	132	341	69
Lithuania	*	*	*	*	*	*	*
Madagascar	*	*	*	*	*	*	*
Malawi	*	*	*	*	*	*	*
Malaysia	*	*	*	*	*	*	*
Maldives	*	*	*	*	*	*	*
Mali	*	*	8	7	23	26	11
Mauritania	*	*	*	*	5	11	*
Mexico	*	*	*	*	*	*	*
Moldova, Republic of	*	*	17	*	26	15	8
Mongolia	*	*	*	*	8	403	363
Montenegro	*	*	*	*	*	25	9
Morocco	87	92	96	85	360	1,271	80
Mozambique	*	*	*	*	*	6	*
Myanmar	*	6	*	5	13	55	37
Nepal	*	*	*	*	*	13	27
Netherlands	*	*	*	*	*	13	*
Nicaragua	*	*	*	*	*	*	*
Niger	*	*	*	*	*	*	*
Nigeria	22	19	33	10	84	197	212
Oman	*	*	*	*	*	*	*
Pakistan	11	6	14	24	55	161	156
Palestinian Territory, Occupied	*	6	6	10	24	30	80
Panama	*	*	*	*	*	*	*
Peru	*	*	*	*	*	*	*
Philippines	*	*	*	*	*	*	*
Poland	*	*	*	*	*	8	*
Portugal	*	*	*	*	*	7	*
Romania	*	*	*	*	*	7	*
Russian Federation	7	10	19	26	62	124	124
Rwanda	*	*	*	*	*	15	10
Saudi Arabia	*	*	*	*	*	11	*



## Monthly First Asylum Applications in The Netherlands in 2017

Source: METiS

Country of citizenships	Jan	Feb	Mar	Apr	Total 2017	Total 2016 **	Total 2015
Senegal	6	5	5	6	22	47	20
Serbia	14	32	5	18	69	938	436
Sierra Leone	7	*	*	6	18	33	38
Somalia	14	9	7	5	35	157	263
South Africa	*	*	*	7	7	10	17
South Sudan	*	*	*	*	*	*	*
Spain	*	*	*	*	*	*	*
Sri Lanka	*	*	5	*	14	28	37
Stateless	20	11	14	7	52	310	2,399
Sudan	17	13	18	13	61	191	234
Suriname	*	*	*	*	*	8	5
Sweden	*	*	*	*	*	*	*
Syrian Arab Republic	151	141	173	131	596	2,158	18,677
Tajikistan	*	6	*	5	17	19	28
Tanzania, United Republic of	*	*	*	*	*	10	*
Thailand	*	*	*	*	*	*	*
the former Yugoslav Republic of Macedonia	7	17	15	12	51	430	111
Togo	*	*	*	*	*	*	9
Trinidad and Tobago	*	*	*	*	7	22	9
Tunisia	11	39	21	20	91	205	25
Turkey	20	51	23	35	129	235	56
Uganda	6	8	7	*	25	87	113
Ukraine	13	8	8	10	39	317	716
United Kingdom	*	*	*	*	*	*	*
United States of America	5	*	*	*	6	5	16
Unknown	36	30	40	30	136	457	432
Uzbekistan	*	*	*	*	*	6	5
Venezuela	11	*	*	6	22	27	*
Viet Nam	*	*	*	9	13	61	64
Yemen	10	9	16	15	50	45	52
Zambia	*	*	*	*	*	*	8
Zimbabwe	*	*	*	*	*	12	8
Other	*	*	*	*	*	*	19
<b>Totaal</b>	<b>1,025</b>	<b>1,158</b>	<b>1,242</b>	<b>1,222</b>	<b>4,647</b>	<b>18,171</b>	<b>43,093</b>

\* To conceal the lowest figures, all values between 0 and 4 are replaced by asterisk.

\*\* Analysis of the computerized reporting system has shown that, due to the method of registration and processing in automated reports, some cases may not be included in the figures in this report. The IND is working to adjust its system to remove this discrepancy. Considering the limited size of the discrepancy and to ensure consistency between reports, this report will continue to use the data recorded in the computerized reporting system. The analysis showed that, notwithstanding these figures, the total influx of first asylum applications in 2016 was 18,246. Selection criterion for this table: all nationalities with at least 1 application in the current year.