



Immigratie- en Naturalisatiedienst
Ministerie van Justitie en Veiligheid

Asylum Trends

Monthly Report on Asylum Applications in The Netherlands

September 2019

Colophon

Title Asylum Trends

Subtitle Monthly Report on Asylum Applications in The Netherlands
Recent trends

Author Ministry of Justice and Security
Immigration and Naturalisation Service (IND)
IND Business Information Centre (BIC)
Rijnstraat 8 | 2515 XP Den Haag
Postbus 16275 | 2500 BG Den Haag

Migratie in beweging



EUROPESE UNIE
Het Fonds voor asiel,
migratie en integratie

Contents

<i>Colophon</i>	2
-----------------	---

Asylum applications in The Netherlands

Total asylum applications in The Netherlands	4
First asylum applications in The Netherlands	5
Repeated asylum applications in The Netherlands	6
Family reunification in The Netherlands	7
Unaccompanied minor asylum seekers in The Netherlands	8
Monthly first asylum applications in The Netherlands	9

Appendix

Appendix: Relocation and Resettlement

Appendix: Eurostat

Total asylum influx in The Netherlands (first applications, repeated applications, family reunification influx)
Source: METIS

Top 10 Last thirteen months **total** asylum applications in The Netherlands

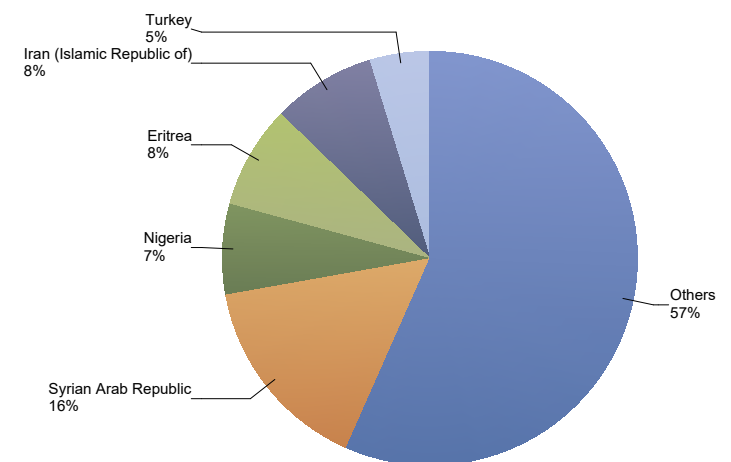
Total 2017	Total 2018	Country of citizenship	2018					2019												Last 12 months	Perc
			Sep	Oct	Nov	Dec	Total	Jan	Feb	Mar	Apr	May	Jun	Jul	Aug	Sep	Total				
10.829	5.203	Syrian Arab Republic	407	445	354	415	1.621	326	271	320	337	287	392	423	417	605	3.378	4.592	16%		
1.015	2.422	Iran (Islamic Republic of)	366	368	256	195	1.185	187	206	184	220	183	161	132	147	125	1.545	2.364	8%		
4.038	3.953	Eritrea	228	203	236	180	847	149	237	127	122	162	272	299	165	211	1.744	2.363	8%		
331	659	Nigeria	82	73	92	84	331	126	164	216	231	254	218	243	187	190	1.829	2.078	7%		
509	1.382	Turkey	200	131	102	130	563	112	112	92	124	102	105	174	113	100	1.034	1.397	5%		
924	1.336	Algeria	123	156	148	129	556	141	110	112	124	68	82	87	84	125	933	1.366	5%		
1.020	1.163	Morocco	85	104	138	117	444	126	105	102	106	90	97	111	98	94	929	1.288	4%		
1.418	1.588	Iraq	193	153	157	113	616	96	99	93	90	90	108	86	56	77	795	1.218	4%		
342	852	Moldova, Republic of	106	113	113	86	418	78	71	179	71	62	25	13	82	66	647	959	3%		
872	1.207	Afghanistan	129	100	97	67	393	69	61	72	67	95	58	76	95	84	677	941	3%		
10.029	10.615	Others	1.077	1.040	895	889	3.901	998	841	921	844	798	832	992	914	962	8.102	10.926	37%		
31.327	30.380	Total	2.996	2.886	2.588	2.405	10.875	2.408	2.277	2.418	2.336	2.191	2.350	2.636	2.358	2.639	21.613	29.492	100%		

* To conceal the lowest figures, all values between 0 and 4 are replaced by asterisk.

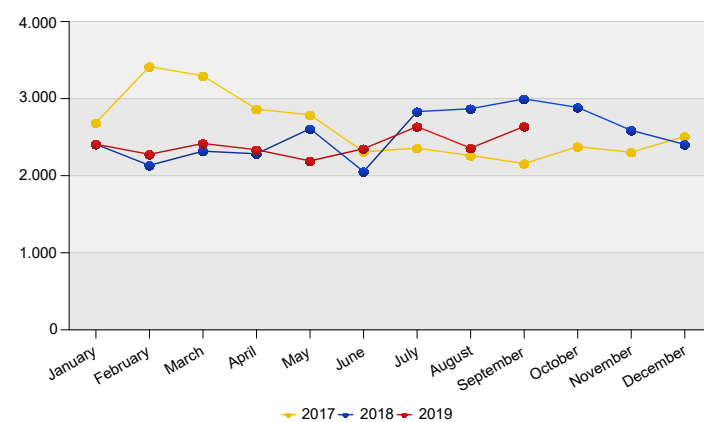
Top Total asylum applications in The Netherlands
September 2019

	Country of citizenship		%
1	Syrian Arab Republic	605	23%
2	Eritrea	211	8%
3	Nigeria	190	7%
4	Algeria	125	5%
5	Iran (Islamic Republic of)	125	5%
6	Turkey	100	4%
7	Unknown	96	4%
8	Morocco	94	4%
9	Yemen	93	4%
10	Afghanistan	84	3%
11	Iraq	77	3%
	Others	839	32%
Total September 2019		2.639	100%

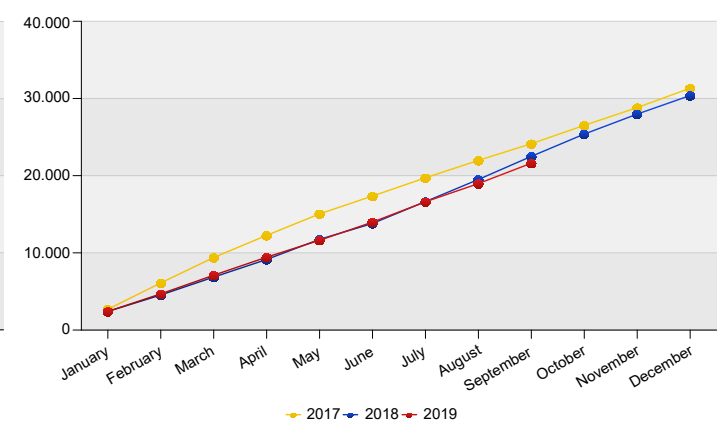
Top Nationalities total applications last twelve months
Period: Oct 2018 - Sep 2019
Number of total asylum applications: 29.492



Total asylum applications in The Netherlands



Cumulative development of total asylum applications in The Netherlands



First asylum applications in The Netherlands
Source: METIS

Top 10 Last thirteen months **first** asylum applications in The Netherlands

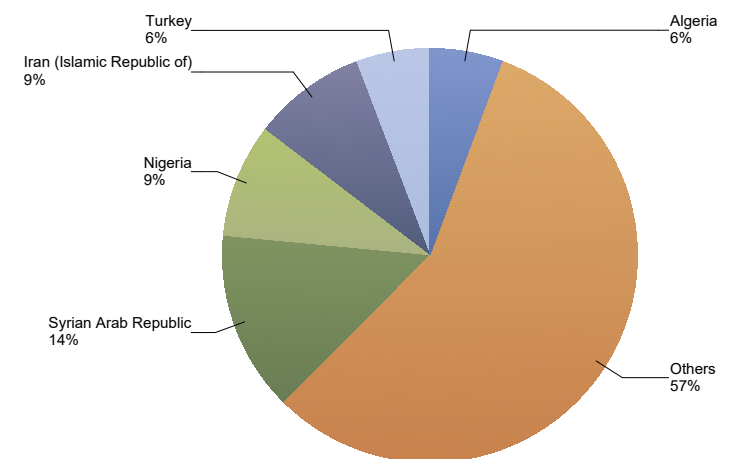
Total 2017	Total 2018 **	Country of citizenship	2018					2019										Last 12 months	Perc
			Sep	Oct	Nov	Dec	Total	Jan	Feb	Mar	Apr	May	Jun	Jul	Aug	Sep	Total		
2.202	2.956	Syrian Arab Republic	276	259	192	272	999	204	160	211	247	196	281	302	344	467	2.412	3.135	14%
245	558	Nigeria	64	65	87	80	296	120	158	204	227	242	207	236	177	177	1.748	1.980	9%
718	1.869	Iran (Islamic Republic of)	317	322	213	150	1.002	156	163	150	186	147	134	106	133	107	1.282	1.967	9%
481	1.301	Turkey	188	126	95	124	533	110	101	87	116	90	97	154	107	87	949	1.294	6%
891	1.267	Algeria	113	148	143	124	528	130	99	109	107	58	75	71	77	122	848	1.263	6%
977	1.066	Morocco	80	97	126	104	407	121	97	91	90	79	83	91	88	87	827	1.154	5%
342	831	Moldova, Republic of	101	105	113	79	398	72	71	179	71	58	22	13	82	66	634	931	4%
550	678	Unknown	45	66	62	73	246	64	58	85	31	61	73	101	62	89	624	825	4%
724	737	Iraq	79	96	84	59	318	57	56	43	52	53	57	69	33	50	470	709	3%
171	528	Yemen	42	95	71	84	292	60	47	61	58	36	31	52	42	53	440	690	3%
7.415	8.562	Others	944	846	654	623	3.067	748	648	655	678	625	624	767	745	737	6.227	8.350	37%
14.716	20.353	Total	2.249	2.225	1.840	1.772	8.086	1.842	1.658	1.875	1.863	1.645	1.684	1.962	1.890	2.042	16.461	22.298	100%

* To conceal the lowest figures, all values between 0 and 4 are replaced by asterisk.

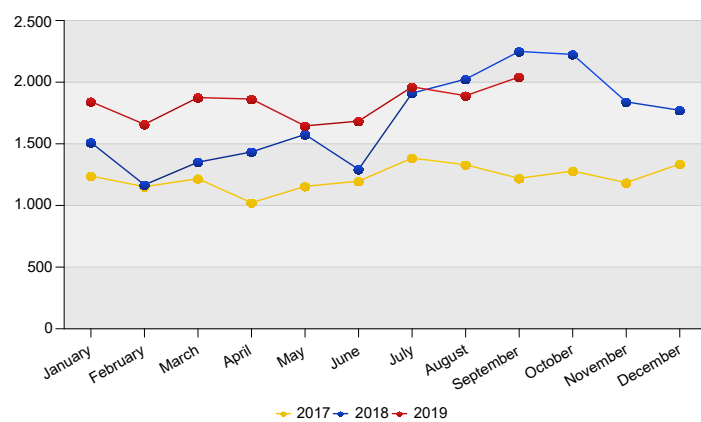
Top First asylum applications in The Netherlands
September 2019

	Country of citizenship		%
1	Syrian Arab Republic	467	23%
2	Nigeria	177	9%
3	Algeria	122	6%
4	Iran (Islamic Republic of)	107	5%
5	Unknown	89	4%
6	Morocco	87	4%
7	Turkey	87	4%
8	Moldova, Republic of	66	3%
9	Yemen	53	3%
10	Afghanistan	50	2%
11	Iraq	50	2%
12	Eritrea	43	2%
	Others	644	32%
Total September 2019		2.042	100%

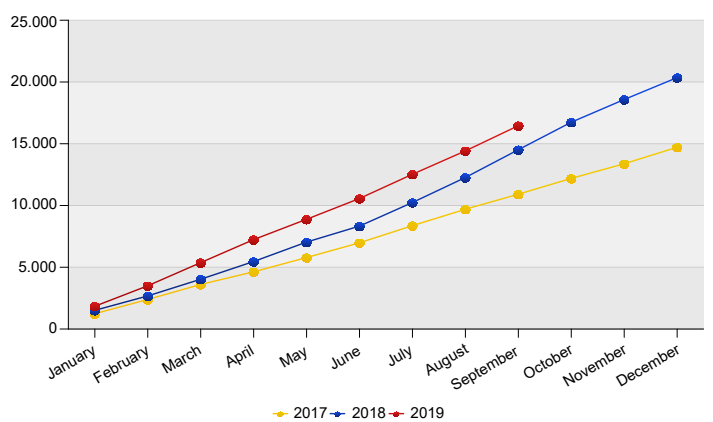
Top Nationalities first applications last twelve months
Period: Oct 2018 - Sep 2019
Number of first asylum applications: 22.298



First asylum applications in The Netherlands



Cumulative development of first asylum applications in The Netherlands



Repeated asylum applications in The Netherlands
Source: METIS

Top 10 Last thirteen months repeated asylum applications in The Netherlands

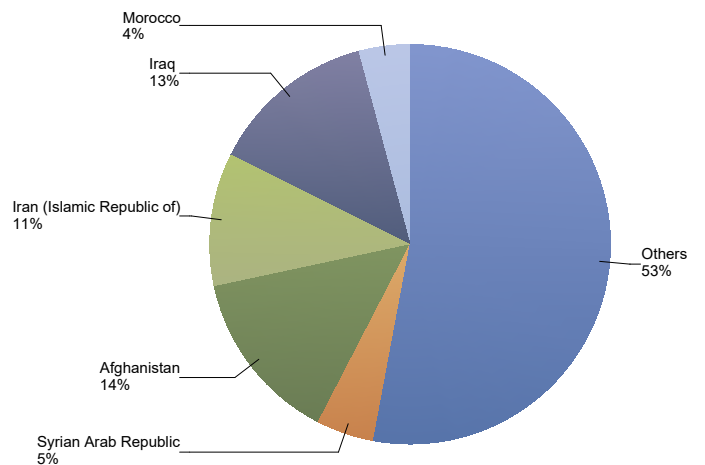
Total 2017	Total 2018	Country of citizenship	2018					2019												Last 12 months	Perc
			Sep	Oct	Nov	Dec	Total	Jan	Feb	Mar	Apr	May	Jun	Jul	Aug	Sep	Total				
464	634	Afghanistan	68	50	50	47	215	40	29	39	37	44	33	41	25	14	302	449	14%		
249	658	Iraq	112	54	65	51	282	32	42	44	32	27	32	12	17	21	259	429	13%		
176	432	Iran (Islamic Republic of)	37	45	40	41	163	26	37	29	32	33	22	16	7	16	218	344	11%		
45	110	Syrian Arab Republic	9	8	13	8	38	14	11	27	18	15	11	14	6	*	120	149	5%		
36	95	Morocco	5	7	12	13	37	5	8	11	16	11	14	20	10	7	102	134	4%		
62	105	Eritrea	9	11	14	14	48	12	5	10	7	11	12	*	*	*	66	105	3%		
33	68	Algeria	10	8	5	5	28	11	11	*	17	10	7	16	7	*	85	103	3%		
11	23	Albania	*	*	11	*	17	26	9	26	*	*	*	5	*	*	76	91	3%		
77	92	Nigeria	14	8	*	*	30	6	6	11	*	12	8	7	8	13	73	89	3%		
76	103	Somalia	*	10	16	6	36	7	*	8	5	9	8	6	*	8	56	88	3%		
892	1.244	Others	129	111	110	126	476	120	117	104	90	117	101	74	64	83	870	1.217	38%		
2.121	3.564	Total	399	313	340	318	1.370	299	278	312	257	293	249	215	174	2.227	3.198	100%			

* To conceal the lowest figures, all values between 0 and 4 are replaced by asterisk.

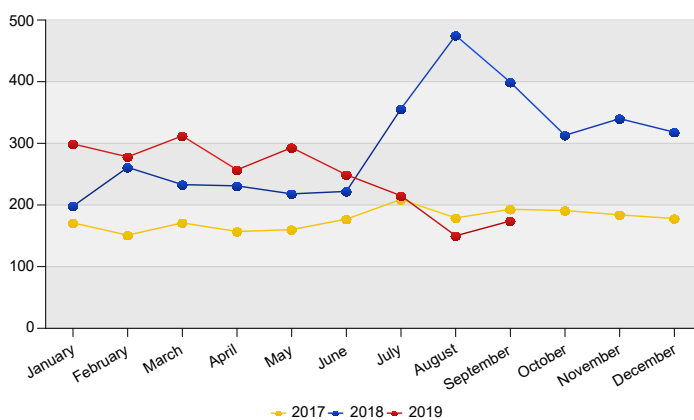
Top Repeated asylum applications in The Netherlands
September 2019

	Country of citizenship		%
1	Iraq	21	12%
2	Iran (Islamic Republic of)	16	9%
3	Afghanistan	14	8%
4	Nigeria	13	7%
5	Stateless	9	5%
	Others	101	58%
Total September 2019		174	100%

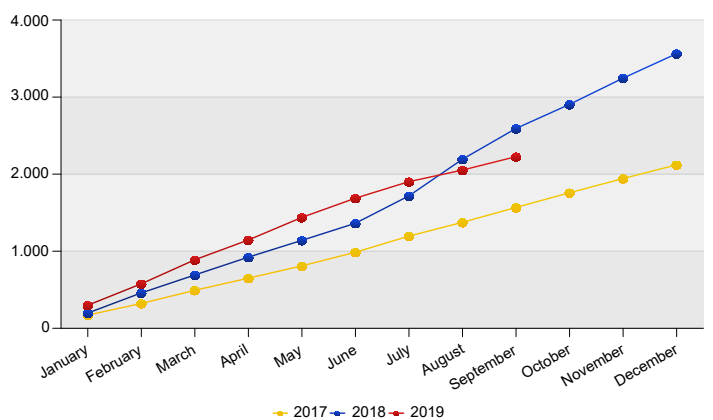
Top Nationalities repeated asylum applications last twelve months
Period: Oct 2018 - Sep 2019
Number of repeated asylum applications: 3.198



Repeated asylum applications in The Netherlands



Cumulative development of repeated asylum applications in The Netherlands



Influx of family reunification in The Netherlands (Council Directive 2003/86/EC Chapter V)
 Source: METIS

Top 10 Last thirteen months Influx of family reunification in The Netherlands

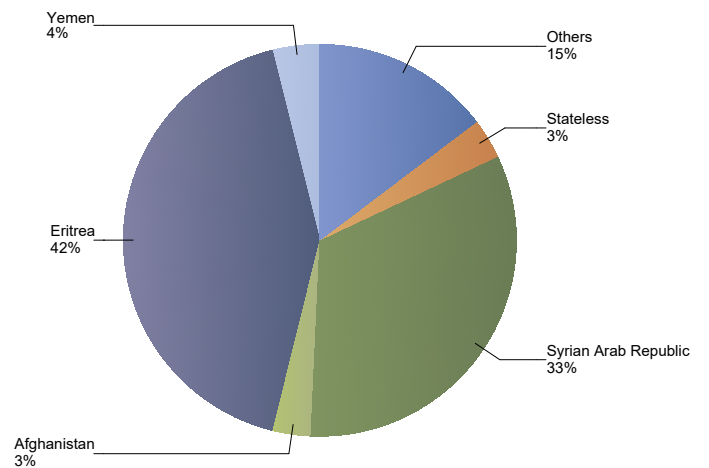
Total 2017	Total 2018	Country of citizenship	2018					2019										Last 12 months	Perc
			Sep	Oct	Nov	Dec	Total	Jan	Feb	Mar	Apr	May	Jun	Jul	Aug	Sep	Total		
2.881	2.564	Eritrea	121	91	170	113	495	101	179	74	84	110	225	248	129	164	1.314	1.688	42%
8.582	2.137	Syrian Arab Republic	122	178	149	135	584	108	100	82	72	76	100	107	67	134	846	1.308	33%
47	129	Yemen	7	6	*	6	22	*	*	11	7	10	21	22	25	40	141	156	4%
1.458	238	Stateless	9	11	16	12	48	*	19	8	7	5	14	16	17	*	93	132	3%
86	248	Afghanistan	18	15	19	7	59	10	9	10	*	15	*	6	10	20	84	125	3%
445	193	Iraq	*	*	8	*	16	7	*	6	6	10	19	5	6	6	66	80	2%
86	73	Pakistan	*	*	7	6	15	*	*	6	*	7	*	13	19	13	60	75	2%
*	*	Turkey	6	*	6	*	16	*	*	*	7	7	6	17	5	8	58	68	2%
121	121	Iran (Islamic Republic of)	12	*	*	*	20	5	6	5	*	*	5	10	7	*	45	53	1%
107	178	Somalia	20	7	*	5	34	7	*	*	8	*	*	*	5	7	35	49	1%
675	530	Others	31	33	25	21	110	21	19	23	22	8	22	15	28	25	183	262	7%
14.490	6.463	Total	348	348	408	315	1.419	267	341	231	216	253	417	459	318	423	2.925	3.996	100%

* To conceal the lowest figures, all values between 0 and 4 are replaced by asterisk.

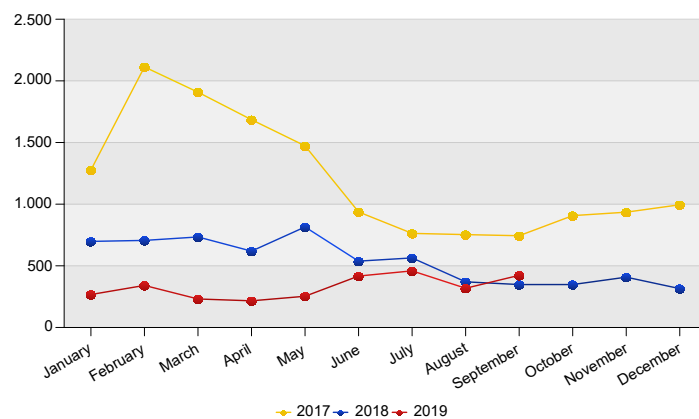
Top Influx of family reunification in The Netherlands
 September 2019

	Country of citizenship		%
1	Eritrea	164	39%
2	Syrian Arab Republic	134	32%
3	Yemen	40	9%
4	Afghanistan	20	5%
5	Pakistan	13	3%
	Others	52	12%
Total September 2019		423	100%

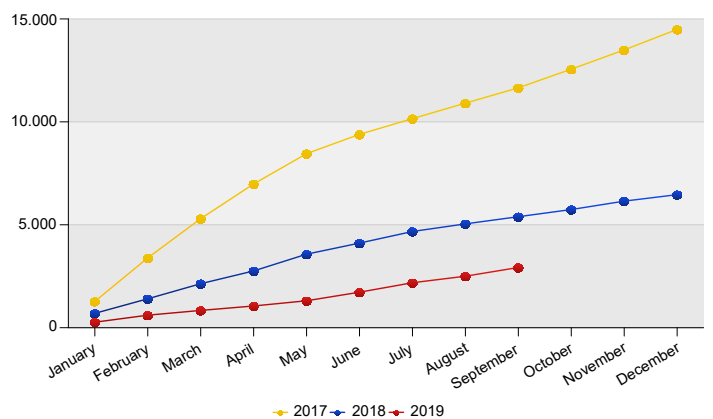
Top Nationalities Influx of family reunification last twelve months
 Period: Oct 2018 - Sep 2019
 Number of influx family reunification: 3.996



Influx of family reunification in The Netherlands



Cumulative development of Influx of family reunification in The Netherlands



Influx of indicated unaccompanied minor asylum seekers in The Netherlands
Source: METIS

Top 10 Unaccompanied minor asylum applications in The Netherlands

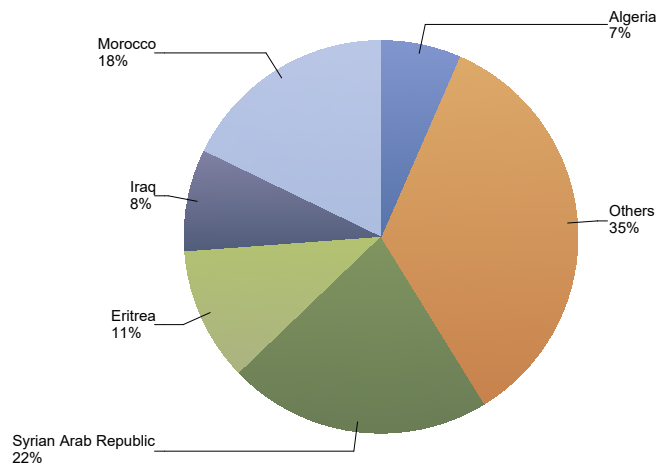
Total 2017	Total 2018	Country of citizenship	2018					2019										Last 12 months	Perc
			Sep	Oct	Nov	Dec	Total	Jan	Feb	Mar	Apr	May	Jun	Jul	Aug	Sep	Total		
135	172	Syrian Arab Republic	9	13	12	18	52	16	12	20	17	11	22	26	31	40	195	238	22%
74	145	Morocco	13	20	24	16	73	20	14	15	14	11	13	16	24	9	136	196	18%
479	428	Eritrea	36	24	13	12	85	9	9	6	7	6	15	8	6	6	72	121	11%
22	69	Iraq	*	20	16	*	42	11	13	7	5	5	*	5	*	*	52	92	8%
54	55	Algeria	5	*	16	6	30	16	*	10	*	*	*	*	*	7	47	72	7%
65	31	Afghanistan	6	5	*	*	16	*	*	5	*	*	*	*	7	10	35	45	4%
47	55	Guinea	11	*	7	9	30	*	5	*	*	*	*	*	*	*	24	43	4%
20	28	Gambia	*	*	5	10	19	*	*	*	*	*	*	*	7	6	23	38	3%
23	26	Unknown	*	*	*	*	11	5	*	*	*	*	*	*	*	*	23	31	3%
6	25	Iran (Islamic Republic of)	8	5	*	*	18	*	*	*	*	*	*	*	*	*	15	25	2%
256	191	Others	25	15	20	23	83	23	15	7	18	10	13	13	14	28	141	199	18%
1.181	1.225	Total	122	109	121	107	459	110	85	76	69	52	78	78	100	115	763	1.100	100%

* To conceal the lowest figures, all values between 0 and 4 are replaced by asterisk.

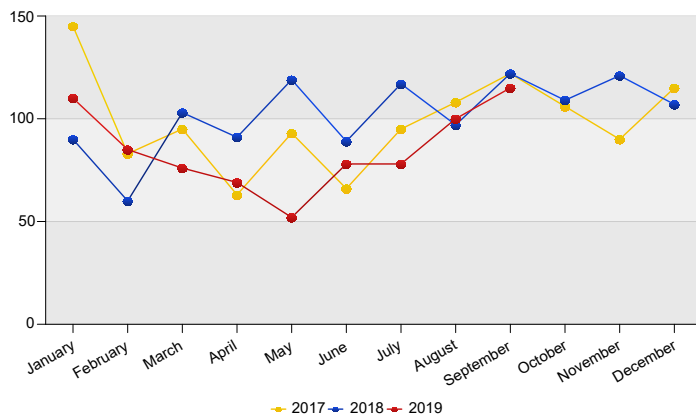
Top Unaccompanied minor asylum applications in The Netherlands September 2019

Country of citizenship		%
1 Syrian Arab Republic	40	35%
2 Afghanistan	10	9%
3 Morocco	9	8%
4 Algeria	7	6%
5 Eritrea	6	5%
6 Gambia	6	5%
Others	37	32%
Total September 2019	115	100%

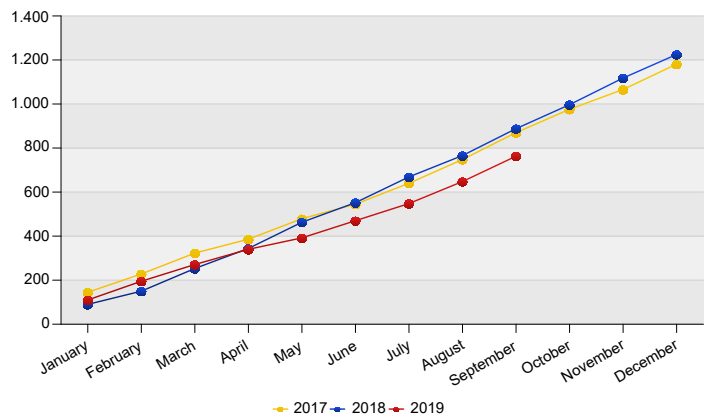
Top Nationalities unaccompanied minor asylum applications last twelve months
Period: Oct 2018 - Sep 2019
Number of unaccompanied minor asylum applications: 1.100



Unaccompanied minor asylum applications in The Netherlands



Cumulative development of Unaccompanied minor asylum applications in The Netherlands



Monthly First Asylum Applications in The Netherlands in 2019

Source: METIS

Country of citizenships	Jan	Feb	Mar	Apr	May	Jun	Jul	Aug	Sep	2019	Total 2018	Total 2017
Afghanistan	19	23	23	29	36	22	29	60	50	291	325	322
Albania	25	18	20	11	13	22	20	11	20	160	551	365
Algeria	130	99	109	107	58	75	71	77	122	848	1.267	891
Angola	6	*	*	*	13	*	*	*	8	44	30	27
Antigua and Barbuda	*	*	*	*	*	*	*	*	*	*	*	*
Argentina	*	*	*	*	*	*	*	*	*	*	*	*
Armenia	13	5	8	5	*	*	6	5	9	59	62	109
Australia	*	*	*	*	*	*	*	*	*	*	*	*
Austria	*	*	*	*	*	*	*	*	*	*	*	*
Azerbaijan	47	23	40	42	58	35	26	18	24	313	239	113
Bahamas	*	*	*	*	*	*	*	*	*	*	*	*
Bahrain	*	*	*	*	*	*	*	*	*	*	5	8
Bangladesh	*	*	6	*	*	*	*	*	*	15	22	18
Belarus	*	17	*	10	16	12	27	13	13	114	252	103
Belgium	*	*	*	*	*	*	*	*	*	*	*	*
Benin	*	*	*	*	*	*	*	*	*	*	11	13
Bosnia and Herzegovina	17	*	*	*	*	*	11	20	*	59	49	67
Brazil	*	*	*	*	*	*	*	*	*	7	7	10
Bulgaria	*	*	*	*	*	*	*	*	*	*	*	*
Burkina Faso	*	*	*	*	*	*	*	*	*	7	6	8
Burundi	*	*	*	*	*	*	*	*	*	*	11	29
Cambodia	*	*	*	*	*	*	*	*	*	*	*	*
Cameroon	12	*	*	5	5	*	*	*	*	36	28	39
Canada	*	*	*	*	*	*	*	*	*	*	*	*
Cape Verde	*	*	*	*	*	*	*	*	*	*	*	*
Central African Republic	*	*	*	*	*	*	*	*	*	*	*	*
Chad	5	*	*	*	*	*	*	*	*	18	36	30
Chile	*	*	*	*	*	*	*	*	*	*	*	*
China (including Hong Kong)	11	19	16	16	14	12	6	9	7	110	164	149
Colombia	7	15	*	8	7	7	12	9	9	77	44	36
Comoros	*	*	*	*	*	*	*	*	*	*	*	*
Congo, the Democratic Republic of the	*	*	*	*	*	*	*	*	*	9	14	13
Congo, the Republic of the	6	*	*	5	*	7	*	*	*	33	27	43
Costa Rica	*	*	*	*	*	*	*	*	*	*	*	*
Cote d'Ivoire	5	*	*	5	*	5	6	*	10	39	51	41
Croatia	*	*	*	*	*	*	*	*	*	*	*	*
Cuba	*	*	*	*	*	*	*	*	*	12	162	256
Czech Republic	*	*	*	*	*	*	*	*	*	*	*	*
Djibouti	*	*	*	*	*	*	*	*	*	*	5	*
Dominica	*	*	*	*	*	*	*	*	*	*	*	*
Dominican Republic	*	*	*	*	*	*	*	*	*	*	7	9
East Timor	*	*	*	*	*	*	*	*	*	*	*	*
Ecuador	*	*	*	*	*	*	*	*	*	*	*	*
Egypt	16	13	14	10	7	9	25	17	34	145	149	178
El Salvador	8	*	6	*	*	*	*	*	5	29	21	18
Eritrea	36	53	43	31	41	35	47	35	43	364	1.284	1.095
Estonia	*	*	*	*	*	*	*	*	*	*	*	*
Ethiopia	5	11	6	*	6	*	9	19	9	73	54	124
Finland	*	*	*	*	*	*	*	*	*	*	*	*
France	*	*	*	*	*	*	*	*	*	*	*	*
Gabon	*	*	*	*	*	*	*	*	*	*	*	*
Gambia	39	45	59	54	39	34	44	41	41	396	351	214
Georgia	24	18	30	12	26	39	44	41	28	262	350	487
Germany	*	*	*	*	*	*	*	*	*	8	5	*
Ghana	15	*	12	12	*	*	11	6	5	72	80	39
Greece	*	*	*	*	*	*	*	*	*	5	*	*
Grenada	*	*	*	*	*	*	*	*	*	*	*	*
Guatemala	*	*	*	*	*	*	*	*	*	*	*	*
Guinea	25	20	22	17	*	22	21	16	11	156	242	330
Guinea-Bissau	5	*	*	5	*	*	*	*	*	23	17	29
Guyana	*	*	*	*	*	*	*	*	*	*	*	*
Haiti	*	*	*	*	*	*	*	*	*	*	*	*
Honduras	*	*	*	*	*	*	*	*	*	*	7	12
Hungary	*	*	*	*	*	*	*	*	*	*	*	*
India	*	*	*	*	8	5	13	7	*	41	49	37
Indonesia	*	*	*	*	*	*	*	*	*	8	8	*
Iran (Islamic Republic of)	156	163	150	186	147	134	106	133	107	1.282	1.869	718
Iraq	57	56	43	52	53	57	69	33	50	470	737	724
Israel	*	*	*	*	*	*	*	*	*	*	6	6
Italy	*	*	*	*	*	*	*	*	*	*	*	*
Jamaica	*	*	*	*	*	*	6	*	*	14	16	14
Japan	*	*	*	*	*	*	*	*	*	*	*	*
Jordan	*	10	10	11	6	7	*	15	8	72	74	34
Kazakhstan	*	*	*	*	*	9	5	*	*	23	17	15
Kenya	*	*	*	*	*	*	*	*	*	*	17	10
Korea, Democratic People's Republic of	*	*	*	*	*	*	*	*	*	*	*	*
Korea, Republic of	*	*	*	*	*	*	*	*	*	*	*	*

Monthly First Asylum Applications in The Netherlands in 2019

Source: METIS

Country of citizenships	Jan	Feb	Mar	Apr	May	Jun	Jul	Aug	Sep	2019	Total 2018	Total 2017
Kosovo / UNSCR 1244	*	*	*	16	*	*	*	6	*	35	36	36
Kuwait	*	*	*	*	*	*	*	*	*	5	*	6
Kyrgyzstan	*	7	*	*	*	*	*	*	*	16	10	9
Lao People's Democratic Republic	*	*	*	*	*	*	*	*	*	*	*	*
Latvia	*	*	*	*	*	*	*	*	*	*	*	*
Lebanon	11	6	*	8	11	12	6	9	13	80	71	61
Liberia	*	5	5	*	*	*	*	*	*	23	22	15
Libyan Arab Jamahiriya	42	15	30	35	14	20	23	21	26	226	462	357
Lithuania	*	*	*	*	*	*	*	*	*	*	*	*
Malaysia	*	*	*	*	*	*	*	*	*	*	*	*
Maldives	*	*	*	*	*	*	*	*	*	*	*	*
Mali	5	*	*	*	*	7	7	*	*	35	37	60
Mauritania	*	*	*	*	*	*	*	*	*	10	10	18
Mauritius	*	*	*	*	*	*	*	*	*	*	*	*
Mexico	*	*	*	*	*	*	*	*	*	5	*	5
Moldova, Republic of	72	71	179	71	58	22	13	82	66	634	831	342
Mongolia	*	*	*	*	*	*	*	*	*	8	23	19
Montenegro	*	*	5	*	7	*	*	*	*	20	*	5
Morocco	121	97	91	90	79	83	91	88	87	827	1.066	977
Mozambique	*	*	*	*	*	*	*	*	*	*	*	*
Myanmar	*	*	*	*	*	*	*	*	*	12	32	28
Namibia	*	*	*	*	*	*	*	*	*	*	*	*
Nauru	*	*	*	*	*	*	*	*	*	*	*	*
Nepal	*	*	*	*	*	*	*	*	*	*	*	*
Netherlands	*	*	*	*	*	*	*	*	*	*	8	7
Nicaragua	*	7	*	*	*	5	*	9	*	31	30	*
Niger	*	6	*	5	*	*	6	5	*	33	24	13
Nigeria	120	158	204	227	242	207	236	177	177	1.748	558	245
Norway	*	*	*	*	*	*	*	*	*	*	*	*
Oman	*	*	*	*	*	*	*	*	*	*	*	*
Pakistan	27	29	21	32	29	18	35	47	41	279	309	181
Palestinian Territory, Occupied	*	*	7	*	*	6	*	*	5	29	79	74
Panama	*	*	*	*	*	*	*	*	*	*	*	*
Peru	*	*	*	*	*	*	*	*	*	8	*	*
Philippines	*	*	*	*	*	*	*	*	*	*	*	*
Poland	*	*	*	*	*	*	*	*	*	*	*	*
Portugal	*	*	*	*	*	*	*	*	*	*	*	*
Qatar	*	*	*	*	*	*	*	*	*	*	*	*
Republic of North Macedonia	*	28	12	24	20	27	37	15	38	201	*	*
Romania	*	*	*	*	*	*	*	*	*	*	*	7
Russian Federation	24	28	19	26	22	32	40	83	32	306	294	316
Rwanda	*	*	*	*	*	*	*	*	*	5	20	*
Saint Lucia	*	*	*	*	*	*	*	*	*	*	*	*
Saint Vincent and the Grenadines	*	*	*	*	*	*	*	*	*	*	*	*
Saudi Arabia	*	*	*	*	*	*	*	5	*	15	10	6
Senegal	7	11	10	11	8	8	5	13	9	82	62	81
Serbia	48	48	19	40	17	36	25	8	34	275	125	174
Sierra Leone	10	8	*	10	13	11	6	6	12	79	88	67
Slovak Republic	*	*	*	*	*	*	*	*	*	*	*	*
Somalia	17	18	12	15	17	10	26	21	22	158	133	124
South Africa	*	*	*	*	*	*	*	*	*	6	5	12
South Sudan	*	*	*	*	*	*	*	*	*	*	*	*
Spain	*	*	*	*	*	*	*	*	*	*	*	7
Sri Lanka	7	*	*	7	*	*	*	6	10	46	30	46
Stateless	*	*	*	*	*	*	*	*	*	24	49	120
Sudan	21	12	16	11	13	17	24	15	10	139	249	260
Suriname	*	*	*	*	*	*	*	*	*	*	6	8
Syrian Arab Republic	204	160	211	247	196	281	302	344	467	2.412	2.956	2.202
Taiwan	*	*	*	*	*	*	*	*	*	*	*	*
Tajikistan	13	5	7	11	7	*	14	*	13	76	178	59
Tanzania, United Republic of	*	*	*	*	*	*	*	*	*	7	6	14
Thailand	*	*	*	*	*	*	*	*	*	*	*	*
the former Yugoslav Republic of Macedonia	22	8	*	*	*	*	*	*	*	30	92	112
Togo	*	*	*	*	*	*	*	*	*	11	7	10
Trinidad and Tobago	*	*	*	*	*	*	*	*	*	8	23	34
Tunisia	30	12	19	30	30	25	26	21	22	215	387	172
Turkey	110	101	87	116	90	97	154	107	87	949	1.301	481
Turkmenistan	*	*	*	*	*	*	*	*	*	*	10	*
Uganda	23	16	35	23	13	20	13	23	15	181	145	72
Ukraine	12	15	11	12	16	8	*	5	18	101	303	139
United Arab Emirates	*	*	*	*	*	*	*	*	*	*	*	*
United Kingdom	*	*	*	*	*	*	*	*	*	*	*	5
United States of America	*	*	*	*	*	*	*	*	*	15	25	20
Unknown	64	58	85	31	61	73	101	62	89	624	678	550
Uzbekistan	*	*	*	*	*	*	*	*	*	7	12	5
Venezuela	17	9	17	10	8	15	25	15	13	129	150	77
Viet Nam	*	*	9	*	*	*	7	12	6	44	41	27



Monthly First Asylum Applications in The Netherlands in 2019

Source: METIS

Country of citizenships	Jan	Feb	Mar	Apr	May	Jun	Jul	Aug	Sep	2019	Total 2018	Total 2017
Yemen	60	47	61	58	36	31	52	42	53	440	528	171
Zambia	*	*	*	*	*	*	*	*	*	*	*	*
Zimbabwe	*	*	*	*	*	*	*	5	*	13	5	17
Other	*	*	*	*	*	*	*	*	*	*	*	6
Totaal	1.842	1.658	1.875	1.863	1.645	1.684	1.962	1.890	2.042	16.461	20.353	14.716

* To conceal the lowest figures, all values between 0 and 4 are replaced by asterisk.
Selection criterion for this table: all nationalities with at least 1 application in the current year.