



Immigratie- en Naturalisatiedienst  
Ministerie van Justitie en Veiligheid

## **Asylum Trends**

Monthly Report on Asylum Applications in The Netherlands

January 2019

## Colophon

**Title** Asylum Trends

**Subtitle** Monthly Report on Asylum Applications in The Netherlands  
Recent trends

**Author** Ministry of Justice and Security  
Immigration and Naturalisation Service (IND)  
IND Business Information Centre (BIC)  
Rijnstraat 8 | 2515 XP Den Haag  
Postbus 16275 | 2500 BG Den Haag

Migratie in beweging



EUROPESE UNIE  
Het Fonds voor asiel,  
migratie en integratie

# Contents

<i>Colophon</i>	2
-----------------	---

## **Asylum applications in The Netherlands**

Total asylum applications in The Netherlands	4
First asylum applications in The Netherlands	5
Repeated asylum applications in The Netherlands	6
Family reunification in The Netherlands	7
Unaccompanied minor asylum seekers in The Netherlands	8
Monthly first asylum applications in The Netherlands	9

## **Appendix**

Appendix: Relocation and Resettlement

Appendix: Eurostat

**Total asylum influx in The Netherlands (first applications, repeated applications, family reunification influx)**  
Source: METIS

Top 10 Last thirteen months **total** asylum applications in The Netherlands

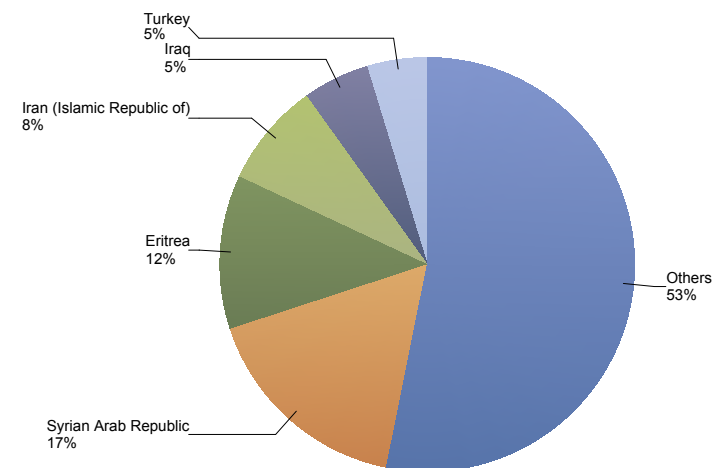
Total 2017	Total 2018	Country of citizenship	2018												2019		Last 12 months	Perc	
			Jan	Feb	Mar	Apr	May	Jun	Jul	Aug	Sep	Oct	Nov	Dec	Total	Jan			Total
10.829	5.203	Syrian Arab Republic	421	419	419	450	484	414	522	453	407	445	354	415	5.203	326	326	5.108	17%
4.038	3.953	Eritrea	463	404	426	319	488	354	381	271	228	203	236	180	3.953	156	156	3.646	12%
1.015	2.422	Iran (Islamic Republic of)	136	98	122	151	137	116	220	257	366	368	256	195	2.422	186	186	2.472	8%
1.418	1.588	Iraq	106	126	119	91	102	93	150	185	193	153	157	113	1.588	97	97	1.579	5%
509	1.382	Turkey	61	64	64	109	103	127	137	154	200	131	102	130	1.382	112	112	1.433	5%
924	1.336	Algeria	91	94	115	93	86	69	98	134	123	156	148	129	1.336	138	138	1.383	5%
872	1.207	Afghanistan	62	99	91	95	96	97	114	160	129	100	97	67	1.207	68	68	1.213	4%
1.020	1.163	Morocco	94	73	100	106	91	67	101	87	85	104	138	117	1.163	127	127	1.196	4%
342	852	Moldova, Republic of	66	30	63	70	76	39	50	40	106	113	113	86	852	78	78	864	3%
916	859	Unknown	99	65	59	70	79	46	87	80	55	70	67	82	859	74	74	834	3%
9.444	10.415	Others	808	662	740	730	867	631	971	1.048	1.104	1.043	920	891	10.415	1.064	1.064	10.671	35%
31.327	30.380	Total	2.407	2.134	2.318	2.284	2.609	2.053	2.831	2.869	2.996	2.886	2.588	2.405	30.380	2.426	2.426	30.399	100%

\* To conceal the lowest figures, all values between 0 and 4 are replaced by asterisk.

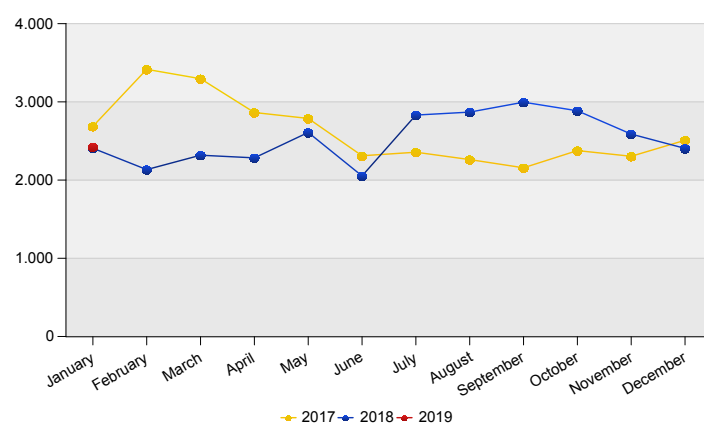
Top Total asylum applications in The Netherlands January 2019

	Country of citizenship		%
1	Syrian Arab Republic	326	13%
2	Iran (Islamic Republic of)	186	8%
3	Eritrea	156	6%
4	Algeria	138	6%
5	Nigeria	128	5%
6	Morocco	127	5%
7	Turkey	112	5%
8	Iraq	97	4%
9	Moldova, Republic of	78	3%
10	Unknown	74	3%
	Others	1.004	41%
<b>Total January 2019</b>		<b>2.426</b>	<b>100%</b>

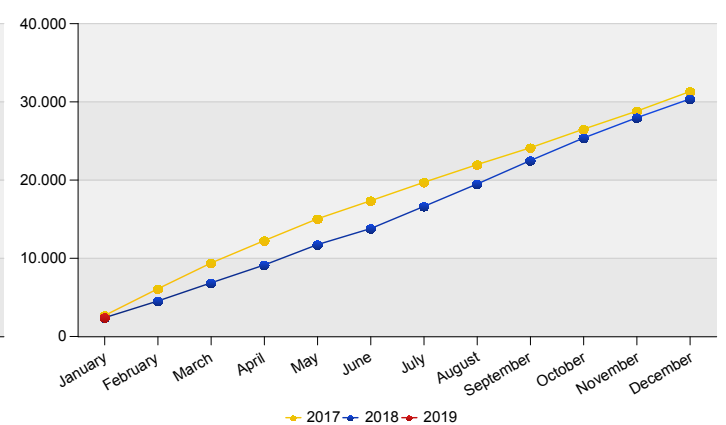
Top Nationalities total applications last twelve months  
Period: Feb 2018 - Jan 2019  
Number of total asylum applications: 30.399



Total asylum applications in The Netherlands



Cumulative development of total asylum applications in The Netherlands



**First asylum applications in The Netherlands**  
Source: METIS

Top 10 Last thirteen months **first** asylum applications in The Netherlands

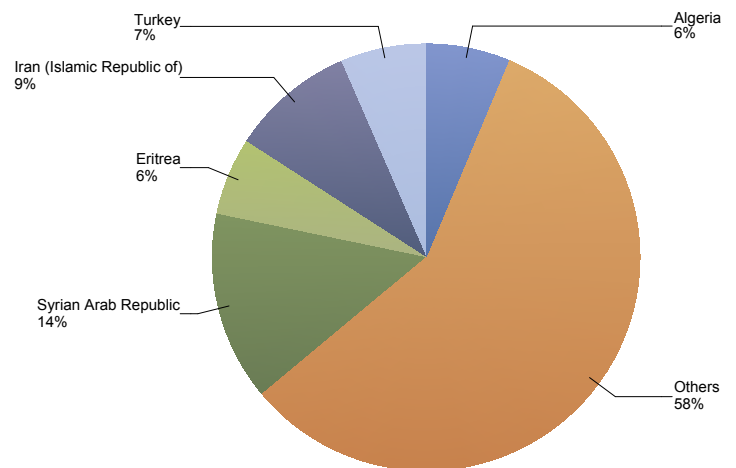
Total 2017	Total 2018	Country of citizenship	2018												2019		Last 12 months	Perc	
			Jan	Feb	Mar	Apr	May	Jun	Jul	Aug	Sep	Oct	Nov	Dec	Total	Jan			Total
2.202	2.956	Syrian Arab Republic	200	190	182	208	234	251	355	337	276	259	192	272	2.956	204	204	2.960	14%
718	1.869	Iran (Islamic Republic of)	88	72	68	106	85	84	166	198	317	322	213	150	1.869	156	156	1.937	9%
481	1.301	Turkey	59	58	60	105	95	118	129	144	188	126	95	1.301	110	110	1.352	7%	
891	1.267	Algeria	89	91	109	89	79	62	94	126	113	148	143	1.267	130	130	1.308	6%	
1.095	1.284	Eritrea	110	105	144	127	149	98	139	108	98	101	52	1.284	37	37	1.211	6%	
977	1.066	Morocco	87	67	90	96	86	59	93	81	80	97	126	1.066	123	123	1.102	5%	
342	831	Moldova, Republic of	65	30	63	70	76	39	50	40	101	105	113	831	72	72	838	4%	
724	737	Iraq	63	46	45	51	64	46	48	56	79	96	84	737	57	57	731	4%	
550	678	Unknown	69	48	24	48	57	36	76	74	45	66	62	678	66	66	675	3%	
245	558	Nigeria	36	23	22	17	37	37	43	47	64	65	87	558	120	120	642	3%	
6.491	7.806	Others	645	437	544	517	614	463	718	813	888	840	673	7.806	779	779	7.940	38%	
14.716	20.353	Total	1.511	1.167	1.351	1.434	1.576	1.293	1.911	2.024	2.249	2.225	1.840	1.772	20.353	1.854	1.854	20.696	100%

\* To conceal the lowest figures, all values between 0 and 4 are replaced by asterisk.

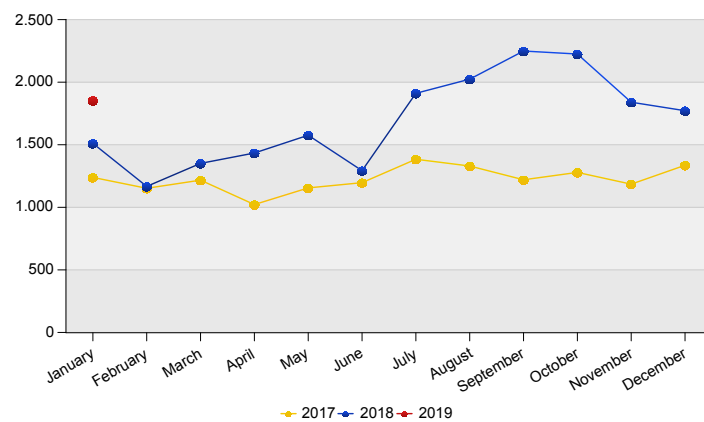
Top First asylum applications in The Netherlands  
January 2019

	Country of citizenship		%
1	Syrian Arab Republic	204	11%
2	Iran (Islamic Republic of)	156	8%
3	Algeria	130	7%
4	Morocco	123	7%
5	Nigeria	120	6%
6	Turkey	110	6%
7	Moldova, Republic of	72	4%
8	Unknown	66	4%
9	Yemen	60	3%
10	Iraq	57	3%
	Others	756	41%
<b>Total January 2019</b>		<b>1.854</b>	<b>100%</b>

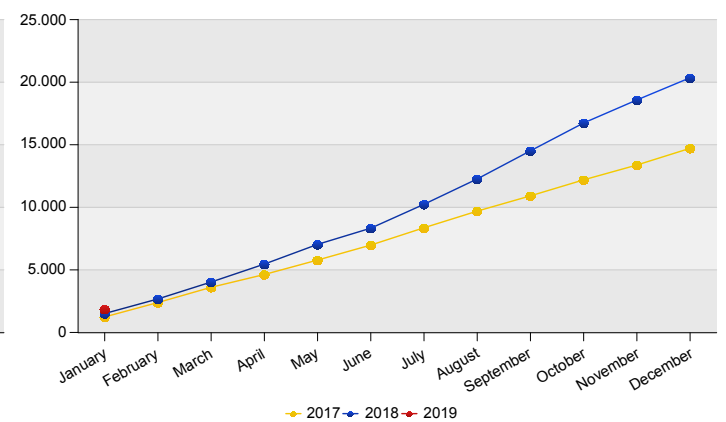
Top Nationalities first applications last twelve months  
Period: Feb 2018 - Jan 2019  
Number of first asylum applications: 20.696



First asylum applications in The Netherlands



Cumulative development of first asylum applications in The Netherlands



**Repeated asylum applications in The Netherlands**  
Source: METIS

Top 10 Last thirteen months repeated asylum applications in The Netherlands

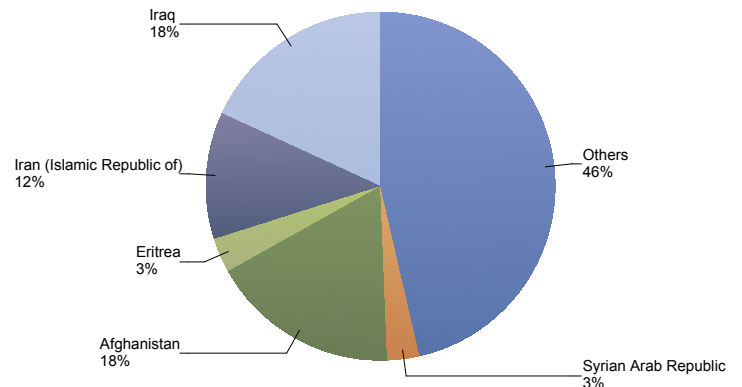
Total 2017	Total 2018	Country of citizenship	2018												2019		Last 12 months	Perc	
			Jan	Feb	Mar	Apr	May	Jun	Jul	Aug	Sep	Oct	Nov	Dec	Total	Jan			Total
249	658	Iraq	25	37	41	28	21	25	76	123	112	54	65	51	658	33	33	666	18%
464	634	Afghanistan	30	68	34	47	45	59	47	89	68	50	50	47	634	39	39	643	18%
176	432	Iran (Islamic Republic of)	26	19	30	28	42	27	49	48	37	45	40	41	432	25	25	431	12%
62	105	Eritrea	*	12	*	10	*	8	11	8	9	11	14	14	105	17	17	118	3%
45	110	Syrian Arab Republic	14	10	6	*	6	*	10	20	9	8	13	8	110	14	14	110	3%
76	103	Somalia	5	14	12	*	8	6	9	11	*	10	16	6	103	7	7	105	3%
77	92	Nigeria	7	8	*	9	8	9	9	9	14	8	*	*	92	8	8	93	3%
36	95	Morocco	7	6	10	10	5	8	6	6	5	7	12	13	95	*	*	92	3%
33	68	Algeria	*	*	6	*	7	6	*	8	10	8	5	5	68	8	8	74	2%
24	67	Azerbaijan	*	6	10	5	7	*	7	9	*	*	7	*	60	10	10	69	2%
21	60	Egypt	*	5	*	6	6	6	9	6	7	*	15	*	67	*	*	69	2%
858	1.140	Others	76	73	76	80	63	63	119	138	120	106	99	127	1.140	136	136	1.200	33%
2.121	3.564	Total	198	261	233	231	218	222	356	475	399	313	340	318	3.564	304	304	3.670	100%

\* To conceal the lowest figures, all values between 0 and 4 are replaced by asterisk.

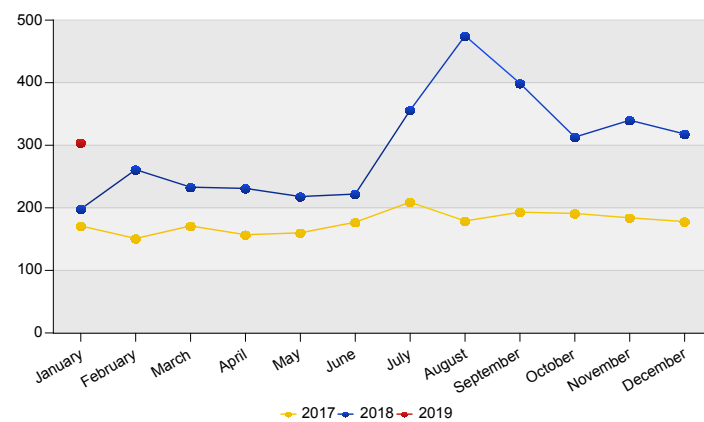
Top Repeated asylum applications in The Netherlands January 2019

	Country of citizenship		%
1	Afghanistan	39	13%
2	Iraq	33	11%
3	Albania	26	9%
4	Iran (Islamic Republic of)	25	8%
5	Eritrea	17	6%
	Others	164	54%
<b>Total January 2019</b>		<b>304</b>	<b>100%</b>

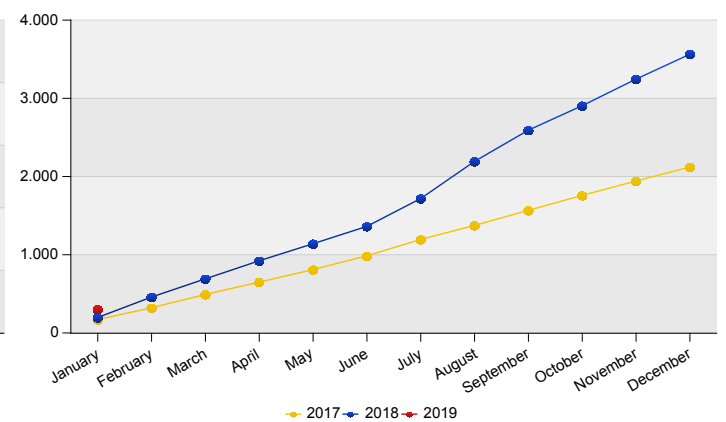
Top Nationalities repeated asylum applications last twelve months  
Period: Feb 2018 - Jan 2019  
Number of repeated asylum applications: 3.670



Repeated asylum applications in The Netherlands



Cumulative development of repeated asylum applications in The Netherlands



**Influx of family reunification in The Netherlands (Council Directive 2003/86/EC Chapter V)**  
 Source: METIS

Top 10 Last thirteen months Influx of family reunification in The Netherlands

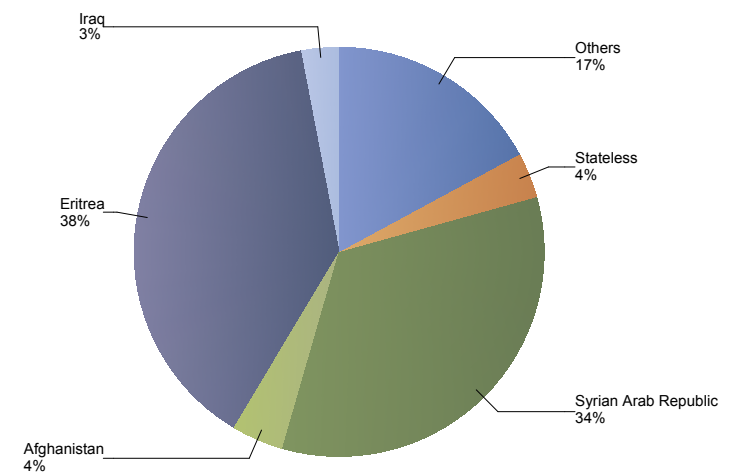
Total 2017	Total 2018	Country of citizenship	2018												2019		Last 12 months	Perc	
			Jan	Feb	Mar	Apr	May	Jun	Jul	Aug	Sep	Oct	Nov	Dec	Total	Jan			Total
2.881	2.564	Eritrea	349	287	278	182	339	248	231	155	121	91	170	113	2.564	102	102	2.317	38%
8.582	2.137	Syrian Arab Republic	207	219	231	240	244	159	157	96	122	178	149	135	2.137	108	108	2.038	34%
86	248	Afghanistan	10	13	33	27	29	14	40	23	18	15	19	7	248	10	10	248	4%
1.458	238	Stateless	25	30	30	15	31	18	28	13	9	11	16	12	238	*	*	216	4%
445	193	Iraq	18	43	33	12	17	22	26	6	*	*	8	*	193	7	7	182	3%
107	178	Somalia	7	16	21	36	27	11	6	20	20	7	*	5	178	7	7	178	3%
47	129	Yemen	*	11	12	9	18	17	20	17	7	6	*	6	129	*	*	127	2%
305	134	Unknown	24	13	28	18	20	6	9	6	*	*	*	*	134	*	*	114	2%
121	121	Iran (Islamic Republic of)	22	7	24	17	10	5	5	11	12	*	*	*	121	5	5	104	2%
86	73	Pakistan	18	8	*	7	*	14	*	*	*	*	7	6	73	*	*	57	1%
372	448	Others	15	59	41	56	76	24	38	23	33	33	28	22	448	19	19	452	7%
14.490	6.463	<b>Total</b>	<b>698</b>	<b>706</b>	<b>734</b>	<b>619</b>	<b>815</b>	<b>538</b>	<b>564</b>	<b>370</b>	<b>348</b>	<b>348</b>	<b>408</b>	<b>315</b>	<b>6.463</b>	<b>268</b>	<b>268</b>	<b>6.033</b>	<b>100%</b>

\* To conceal the lowest figures, all values between 0 and 4 are replaced by asterisk.

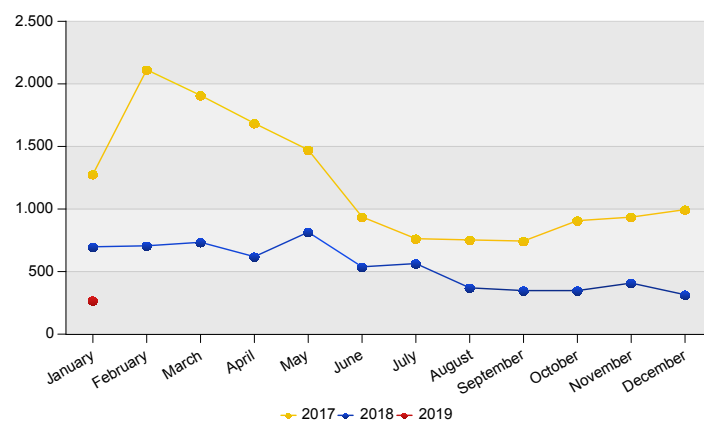
Top Influx of family reunification in The Netherlands January 2019

	Country of citizenship		%
1	Syrian Arab Republic	108	40%
2	Eritrea	102	38%
3	Afghanistan	10	4%
4	Iraq	7	3%
5	Somalia	7	3%
6	Iran (Islamic Republic of)	5	2%
	Others	29	11%
<b>Total January 2019</b>		<b>268</b>	<b>100%</b>

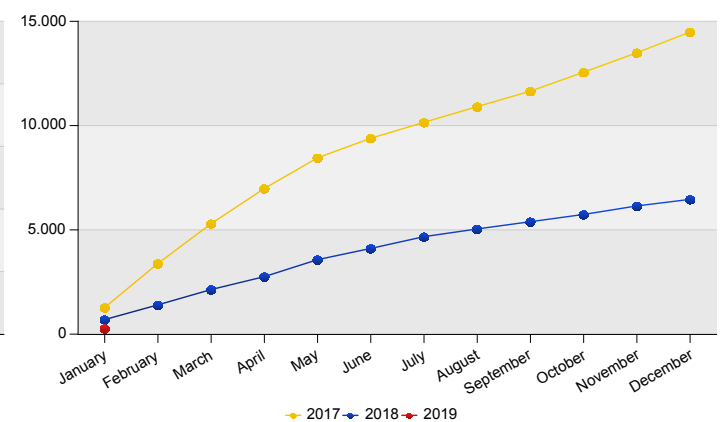
Top Nationalities Influx of family reunification last twelve months  
 Period: Feb 2018 - Jan 2019  
 Number of influx family reunification: 6.033



Influx of family reunification in The Netherlands



Cumulative development of Influx of family reunification in The Netherlands



**Influx of indicated unaccompanied minor asylum seekers in The Netherlands**  
 Source: METIS

Top 10 Unaccompanied minor asylum applications in The Netherlands

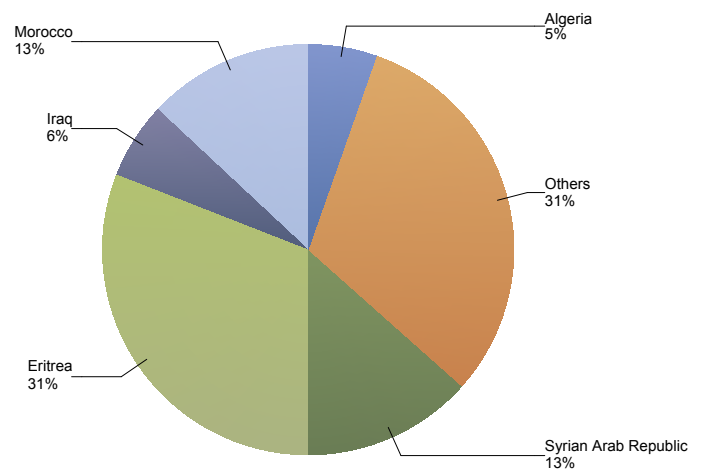
Total 2017	Total 2018	Country of citizenship	2018												2019		Last 12 months	Perc	
			Jan	Feb	Mar	Apr	May	Jun	Jul	Aug	Sep	Oct	Nov	Dec	Total	Jan			Total
479	428	Eritrea	45	26	58	59	57	29	49	20	36	24	13	12	428	13	13	396	31%
135	172	Syrian Arab Republic	15	7	11	12	11	22	15	27	9	13	12	18	172	15	15	172	13%
74	145	Morocco	6	6	11	*	10	11	16	9	13	20	24	16	145	28	28	167	13%
22	69	Iraq	*	*	*	*	*	*	*	7	*	20	16	*	69	10	10	77	6%
54	55	Algeria	*	*	*	*	*	*	9	*	5	*	16	6	55	18	18	69	5%
47	55	Guinea	*	*	5	*	*	*	*	*	11	*	7	9	55	7	7	59	5%
20	28	Gambia	*	*	*	*	*	*	*	*	*	*	5	10	28	7	7	34	3%
65	31	Afghanistan	*	*	*	*	*	*	*	*	6	5	*	*	31	*	*	32	2%
23	26	Unknown	*	*	*	*	*	*	*	5	*	*	*	*	26	6	6	32	2%
30	31	Albania	*	*	*	*	*	6	5	*	*	*	*	*	31	*	*	28	2%
232	185	Others	9	10	7	9	21	12	12	16	29	17	19	24	185	38	38	214	17%
1.181	1.225	Total	90	60	103	91	119	89	117	97	122	109	121	107	1.225	145	145	1.280	100%

\* To conceal the lowest figures, all values between 0 and 4 are replaced by asterisk.

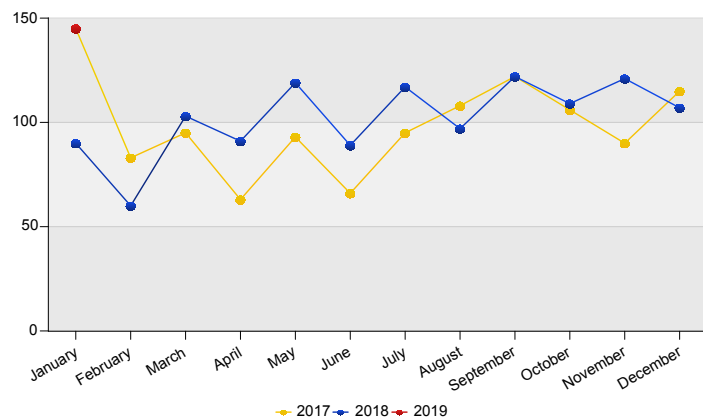
Top Unaccompanied minor asylum applications in The Netherlands January 2019

Country of citizenship		%
1 Morocco	28	19%
2 Algeria	18	12%
3 Syrian Arab Republic	15	10%
4 Eritrea	13	9%
5 Iraq	10	7%
Others	61	42%
<b>Total January 2019</b>	<b>145</b>	<b>100%</b>

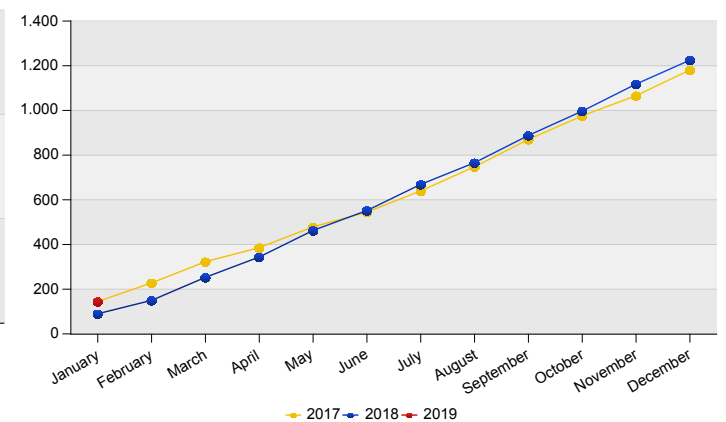
Top Nationalities unaccompanied minor asylum applications last twelve months  
 Period: Feb 2018 - Jan 2019  
 Number of unaccompanied minor asylum applications: 1.280



Unaccompanied minor asylum applications in The Netherlands



Cumulative development of Unaccompanied minor asylum applications in The Netherlands







## Monthly First Asylum Applications in The Netherlands in 2019

Source: METiS

Country of citizenships	Jan	2019	Total 2018	Total 2017
Afghanistan	19	19	325	322
Albania	25	25	551	365
Algeria	130	130	1.267	891
Angola	6	6	30	27
Antigua and Barbuda	*	*	*	*
Argentina	*	*	*	*
Armenia	13	13	62	109
Australia	*	*	*	*
Austria	*	*	*	*
Azerbaijan	47	47	239	113
Bahamas	*	*	*	*
Bahrain	*	*	5	8
Bangladesh	*	*	22	18
Belarus	*	*	252	103
Belgium	*	*	*	*
Benin	*	*	11	13
Bosnia and Herzegovina	17	17	49	67
Brazil	*	*	7	10
Bulgaria	*	*	*	*
Burkina Faso	*	*	6	8
Burundi	*	*	11	29
Cambodia	*	*	*	*
Cameroon	12	12	28	39
Canada	*	*	*	*
Cape Verde	*	*	*	*
Central African Republic	*	*	*	*
Chad	5	5	36	30
Chile	*	*	*	*
China (including Hong Kong)	11	11	164	149
Colombia	7	7	44	36
Congo, the Democratic Republic of the	*	*	14	13
Congo, the Republic of the	8	8	27	43
Costa Rica	*	*	*	*
Cote d'Ivoire	5	5	51	41
Croatia	*	*	*	*
Cuba	*	*	162	256
Czech Republic	*	*	*	*
Djibouti	*	*	5	*
Dominica	*	*	*	*
Dominican Republic	*	*	7	9
East Timor	*	*	*	*
Ecuador	*	*	*	*
Egypt	15	15	149	178
El Salvador	8	8	21	18
Eritrea	37	37	1.284	1.095
Ethiopia	5	5	54	124
Finland	*	*	*	*



## Monthly First Asylum Applications in The Netherlands in 2019

Source: METiS

Country of citizenships	Jan	2019	Total 2018	Total 2017
France	*	*	*	*
Gambia	39	39	351	214
Georgia	24	24	350	487
Germany	*	*	5	*
Ghana	15	15	80	39
Greece	*	*	*	*
Guatemala	*	*	*	*
Guinea	26	26	242	330
Guinea-Bissau	5	5	17	29
Guyana	*	*	*	*
Honduras	*	*	7	12
Hungary	*	*	*	*
India	*	*	49	37
Indonesia	*	*	8	*
Iran (Islamic Republic of)	156	156	1.869	718
Iraq	57	57	737	724
Israel	*	*	6	6
Italy	*	*	*	*
Jamaica	*	*	16	14
Jordan	*	*	74	34
Kazakhstan	*	*	17	15
Kenya	*	*	17	10
Korea, Democratic People's Republic of	*	*	*	*
Kosovo / UNSCR 1244	*	*	36	36
Kuwait	*	*	*	6
Kyrgyzstan	*	*	10	9
Lao People's Democratic Republic	*	*	*	*
Latvia	*	*	*	*
Lebanon	11	11	71	61
Liberia	*	*	22	15
Libyan Arab Jamahiriya	42	42	462	357
Lithuania	*	*	*	*
Malaysia	*	*	*	*
Maldives	*	*	*	*
Mali	5	5	37	60
Mauritania	*	*	10	18
Mauritius	*	*	*	*
Mexico	*	*	*	5
Moldova, Republic of	72	72	831	342
Mongolia	*	*	23	19
Montenegro	*	*	*	5
Morocco	123	123	1.066	977
Mozambique	*	*	*	*
Myanmar	*	*	32	28
Namibia	*	*	*	*
Nepal	*	*	*	*
Netherlands	*	*	8	7



## Monthly First Asylum Applications in The Netherlands in 2019

Source: METiS

Country of citizenships	Jan	2019	Total 2018	Total 2017
Nicaragua	*	*	30	*
Niger	*	*	24	13
Nigeria	120	120	558	245
Oman	*	*	*	*
Pakistan	27	27	309	181
Palestinian Territory, Occupied	*	*	79	74
Panama	*	*	*	*
Peru	*	*	*	*
Philippines	*	*	*	*
Poland	*	*	*	*
Portugal	*	*	*	*
Romania	*	*	*	7
Russian Federation	24	24	294	316
Rwanda	*	*	20	*
Saint Lucia	*	*	*	*
Saudi Arabia	*	*	10	6
Senegal	7	7	62	81
Serbia	48	48	125	174
Sierra Leone	10	10	88	67
Slovak Republic	*	*	*	*
Somalia	17	17	133	124
South Africa	*	*	5	12
South Sudan	*	*	*	*
Spain	*	*	*	7
Sri Lanka	7	7	30	46
Stateless	*	*	49	120
Sudan	25	25	249	260
Suriname	*	*	6	8
Syrian Arab Republic	204	204	2.956	2.202
Tajikistan	13	13	178	59
Tanzania, United Republic of	*	*	6	14
Thailand	*	*	*	*
the former Yugoslav Republic of Macedonia	22	22	92	112
Togo	*	*	7	10
Trinidad and Tobago	*	*	23	34
Tunisia	30	30	387	172
Turkey	110	110	1.301	481
Turkmenistan	*	*	10	*
Uganda	23	23	145	72
Ukraine	12	12	303	139
United Arab Emirates	*	*	*	*
United Kingdom	*	*	*	5
United States of America	*	*	25	20
Unknown	66	66	678	550
Uzbekistan	*	*	12	5
Venezuela	17	17	150	77
Viet Nam	*	*	41	27



## Monthly First Asylum Applications in The Netherlands in 2019

Source: METiS

Country of citizenships	Jan	2019	Total 2018	Total 2017	
Yemen	60	60	528	171	
Zambia	*	*	*	*	
Zimbabwe	*	*	5	17	
Other	*	*	*	12	
<b>Totaal</b>	<b>1.854</b>	<b>1.854</b>	<b>20.353</b>	<b>14.716</b>	<b>18.171</b>

\* To conceal the lowest figures, all values between 0 and 4 are replaced by asterisk.  
Selection criterion for this table: all nationalities with at least 1 application in the current year.