



Immigratie- en Naturalisatiedienst
Ministerie van Veiligheid en Justitie

Asylum Trends

Monthly Report on Asylum Applications in The Netherlands

October 2017

Colophon

Title	Asylum Trends
Subtitle	Monthly Report on Asylum Applications in The Netherlands Recent trends
Author	Ministry of Security and Justice Immigration and Naturalisation Service (IND) IND Business Information Centre (BIC) Rijnstraat 8 2515 XP Den Haag Postbus 16275 2500 BG Den Haag

Contents

<i>Colophon</i>	2
-----------------	---

Asylum applications in The Netherlands

Total asylum applications in The Netherlands	4
First asylum applications in The Netherlands	5
Repeated asylum applications in The Netherlands	6
Family reunification in The Netherlands	7
Unaccompanied minor asylum seekers in The Netherlands	8
Monthly first asylum applications in The Netherlands	9

Appendix

Appendix: Relocation and Resettlement

Appendix: Eurostat



Total asylum influx in The Netherlands (first applications, repeated applications, family reunification influx)
Source: METIS

Top 10 Last thirteen months **total** asylum applications in the Netherlands

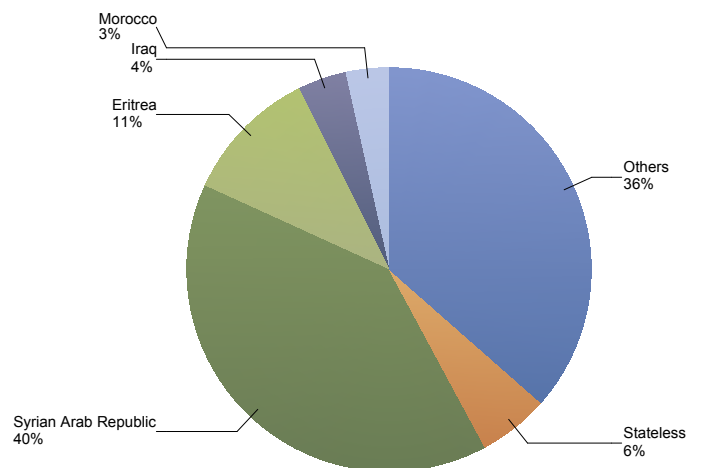
Total 2015	Total 2016	Country of citizenship	2016				2017												Last 12 months	Perc
			Oct	Nov	Dec	Total	Jan	Feb	Mar	Apr	May	Jun	Jul	Aug	Sep	Oct	Total			
27.710	10.604	Syrian Arab Republic	1.313	1.809	2.035	5.157	1.049	1.718	1.410	1.177	1.075	770	692	600	611	707	9.809	13.653	40%	
8.434	2.870	Eritrea	330	344	345	1.019	298	319	317	337	360	224	251	297	293	344	3.040	3.729	11%	
4.942	1.471	Stateless	194	232	207	633	179	237	333	218	179	91	74	72	67	55	1.505	1.944	6%	
3.450	1.166	Iraq	73	105	72	250	95	98	93	108	116	127	122	141	131	125	1.156	1.333	4%	
99	1.283	Morocco	389	224	133	746	88	94	96	86	79	55	82	114	84	68	846	1.203	3%	
55	991	Algeria	260	192	103	555	129	96	86	59	63	23	62	71	78	83	750	1.045	3%	
2.945	1.447	Afghanistan	77	69	82	228	81	89	74	82	81	83	101	59	47	82	779	930	3%	
645	618	Unknown	66	65	61	192	47	49	98	102	121	88	74	88	53	73	793	919	3%	
2.074	1.037	Iran (Islamic Republic of)	71	67	45	183	60	48	65	55	70	79	98	93	89	97	754	866	3%	
263	597	Georgia	70	81	63	214	75	83	75	40	33	41	48	19	22	16	452	596	2%	
8.263	9.558	Others	770	816	733	2.319	588	587	650	598	612	734	753	708	674	747	6.651	8.200	24%	
58.880	31.642	Total	3.613	4.004	3.879	11.496	2.689	3.418	3.297	2.862	2.789	2.315	2.357	2.262	2.149	2.397	26.535	34.418	100%	

* To conceal the lowest figures, all values between 0 and 4 are replaced by asterisk.

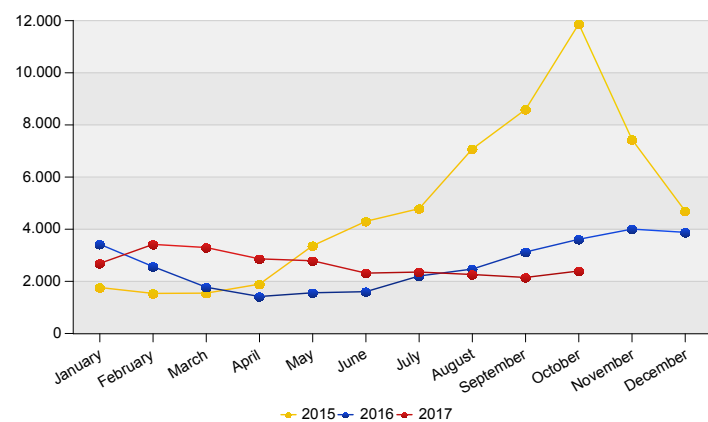
Top Total asylum applications in The Netherlands
October 2017

	Country of citizenship		%
1	Syrian Arab Republic	707	29%
2	Eritrea	344	14%
3	Iraq	125	5%
4	Iran (Islamic Republic of)	97	4%
5	Algeria	83	3%
6	Afghanistan	82	3%
7	Unknown	73	3%
8	Morocco	68	3%
9	Stateless	55	2%
10	Turkey	43	2%
	Others	720	30%
Total October 2017		2.397	100%

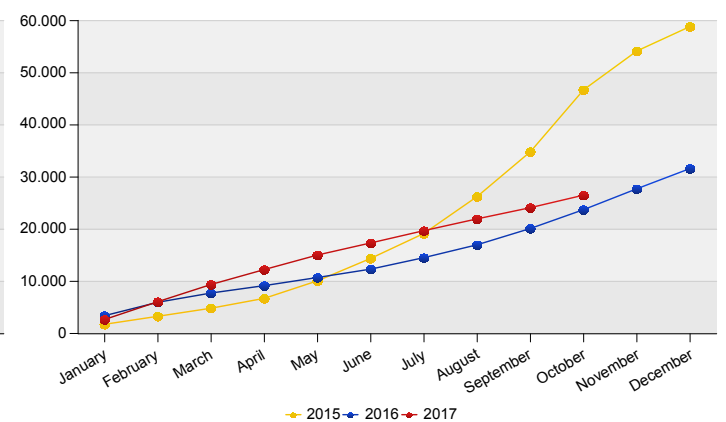
Top Nationalities total applications last twelve months
Period: Nov 2016 - Oct 2017
Number of total asylum applications: 34.418



Total asylum applications in The Netherlands



Cumulative development of total asylum applications in The Netherlands





First asylum applications in The Netherlands

Source: METIS

Top 10 Last thirteen months **first** asylum applications in The Netherlands

Total 2015	Total 2016 **	Country of citizenship	2016				2017												Last 12 months	Perc
			Oct	Nov	Dec	Total	Jan	Feb	Mar	Apr	May	Jun	Jul	Aug	Sep	Oct	Total			
18.677	2.158	Syrian Arab Republic	138	106	187	431	151	140	173	131	187	173	207	194	221	251	1.828	2.121	14%	
7.359	1.497	Eritrea	193	203	157	553	166	102	97	67	80	76	92	113	104	72	969	1.329	9%	
80	1.271	Morocco	389	224	129	742	87	92	96	85	78	48	79	109	82	62	818	1.171	8%	
41	980	Algeria	260	192	103	555	121	95	86	57	59	22	57	69	77	79	722	1.017	7%	
3.009	888	Iraq	52	56	46	154	46	54	54	61	58	74	73	74	59	57	610	712	5%	
1.884	884	Iran (Islamic Republic of)	58	54	32	144	49	36	43	45	48	63	76	77	65	66	568	654	4%	
256	578	Georgia	69	79	61	209	71	81	74	38	33	38	45	18	20	14	432	572	4%	
432	457	Unknown	55	51	43	149	36	28	40	31	72	51	57	53	37	57	462	556	4%	
1.005	1.664	Albania	65	84	70	219	59	45	39	19	27	35	46	34	12	16	332	486	3%	
69	341	Libyan Arab Jamahiriya	75	57	63	195	38	34	33	27	23	21	22	23	35	39	295	415	3%	
10.281	7.453	Others	575	620	510	1.705	415	446	483	461	490	595	631	569	509	587	5.186	6.316	41%	
43.093	18.171	Total	1.929	1.726	1.401	5.056	1.239	1.153	1.218	1.022	1.155	1.196	1.385	1.333	1.221	1.300	12.222	15.349	100%	

* To conceal the lowest figures, all values between 0 and 4 are replaced by asterisk.

** In May 2017 the IND has adjusted its systems to remove a small discrepancy that caused some cases to not be included in figures of (earlier versions of) this report. This adjustment may result in some small inconsistencies with reports dating from April 2017 and before. Considering the limited size of the discrepancy and to ensure consistency between reports, figures published before January 1st, 2017, will not be updated. Notwithstanding these figures, the total influx of first asylum applications in 2016 was 18,246.

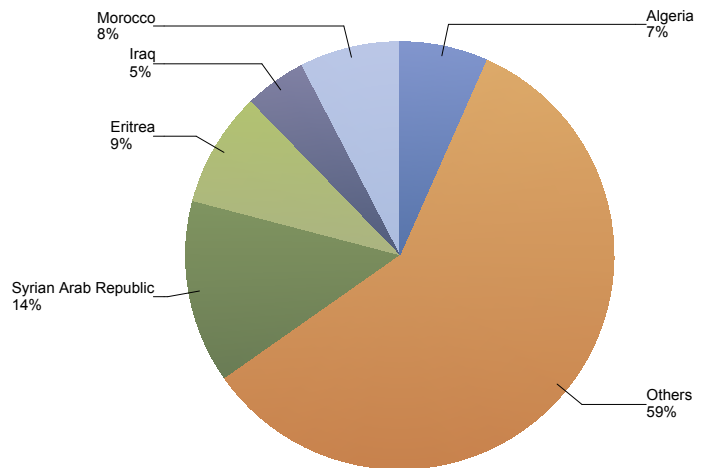
Top First asylum applications in The Netherlands October 2017

	Country of citizenship		%
1	Syrian Arab Republic	251	19%
2	Algeria	79	6%
3	Eritrea	72	6%
4	Iran (Islamic Republic of)	66	5%
5	Morocco	62	5%
6	Iraq	57	4%
7	Unknown	57	4%
8	Russian Federation	42	3%
9	Turkey	41	3%
10	Libyan Arab Jamahiriya	39	3%
11	Sudan	28	2%
	Others	506	39%
Total October 2017		1.300	100%

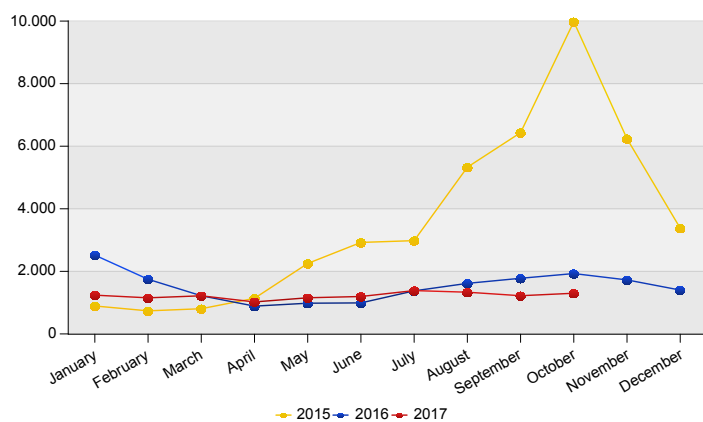
Top Nationalities first applications last twelve months

Period: Nov 2016 - Oct 2017

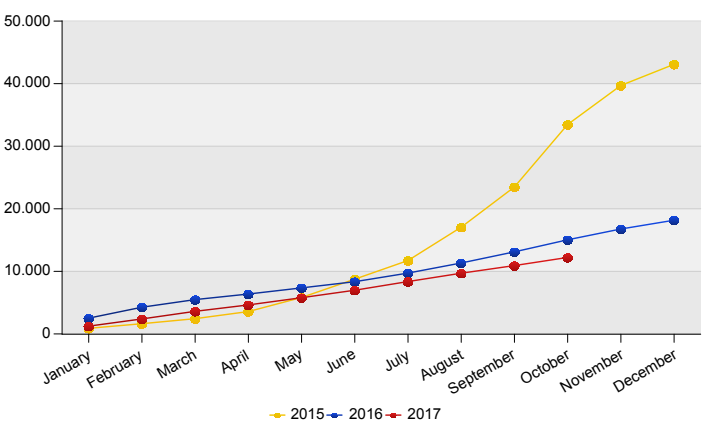
Number of first asylum applications: 15.349



First asylum applications in The Netherlands



Cumulative development of first asylum applications in The Netherlands





Repeated asylum applications in The Netherlands
Source: METIS

Top 10 Last thirteen months repeated asylum applications in The Netherlands

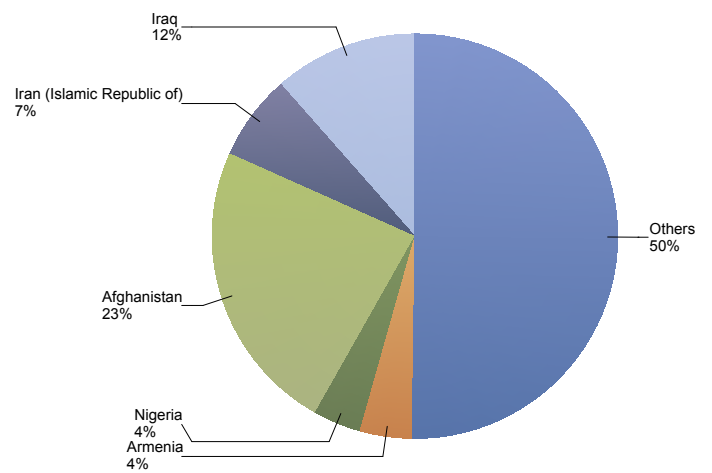
Total 2015	Total 2016	Country of citizenship	2016				2017												Last 12 months	Perc
			Oct	Nov	Dec	Total	Jan	Feb	Mar	Apr	May	Jun	Jul	Aug	Sep	Oct	Total			
311	358	Afghanistan	42	26	38	106	34	57	38	40	35	41	70	30	36	41	422	486	23%	
228	156	Iraq	16	20	11	47	30	5	20	11	24	16	20	25	31	25	207	238	12%	
139	110	Iran (Islamic Republic of)	10	12	11	33	5	10	16	*	14	12	14	10	17	16	118	141	7%	
39	46	Armenia	*	10	10	24	13	*	5	10	*	*	7	*	*	14	66	86	4%	
65	75	Nigeria	*	12	5	20	8	5	*	*	*	6	10	7	11	6	62	79	4%	
184	93	Somalia	14	*	*	21	6	*	7	5	5	*	10	10	8	8	64	71	3%	
62	61	Eritrea	*	5	7	14	5	6	8	6	*	*	6	7	*	6	53	65	3%	
123	59	Unknown	5	*	*	10	*	*	6	10	*	6	*	11	*	*	50	55	3%	
52	49	Syrian Arab Republic	*	8	*	14	*	*	*	*	*	5	10	6	6	*	34	46	2%	
38	25	Ukraine	*	*	*	6	*	*	6	*	*	7	6	*	*	6	38	42	2%	
701	625	Others	33	53	66	152	67	56	63	64	64	81	53	62	67	64	641	760	37%	
1.942	1.657	Total	133	152	162	447	173	152	171	156	161	182	209	176	185	190	1.755	2.069	100%	

* To conceal the lowest figures, all values between 0 and 4 are replaced by asterisk.

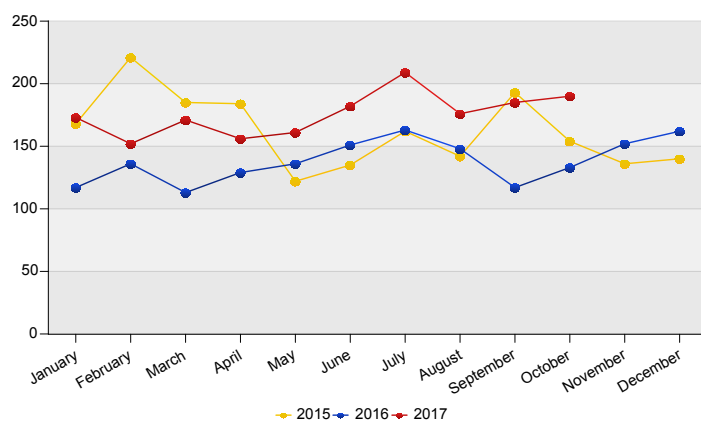
Top Repeated asylum applications in The Netherlands
October 2017

Country of citizenship		%
1 Afghanistan	41	22%
2 Iraq	25	13%
3 Iran (Islamic Republic of)	16	8%
4 Armenia	14	7%
5 Sierra Leone	9	5%
Others	85	45%
Total October 2017	190	100%

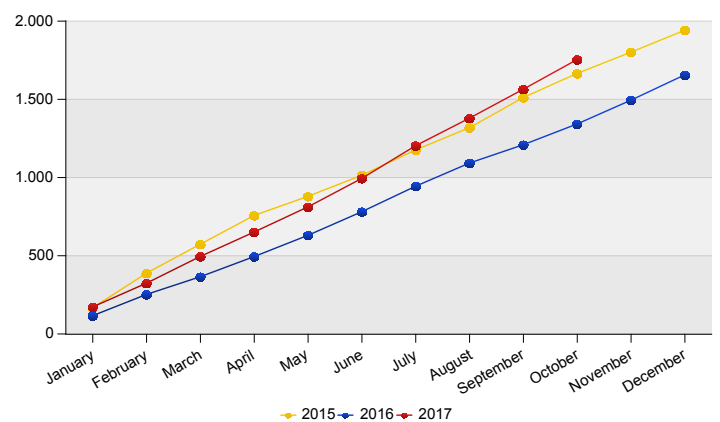
Top Nationalities repeated asylum applications last twelve months
Period: Nov 2016 - Oct 2017
Number of repeated asylum applications: 2.069



Repeated asylum applications in The Netherlands



Cumulative development of repeated asylum applications in The Netherlands





Influx of family reunification in The Netherlands (Council Directive 2003/86/EC Chapter V)
Source: METIS

Top 10 Last thirteen months Influx of family reunification in The Netherlands

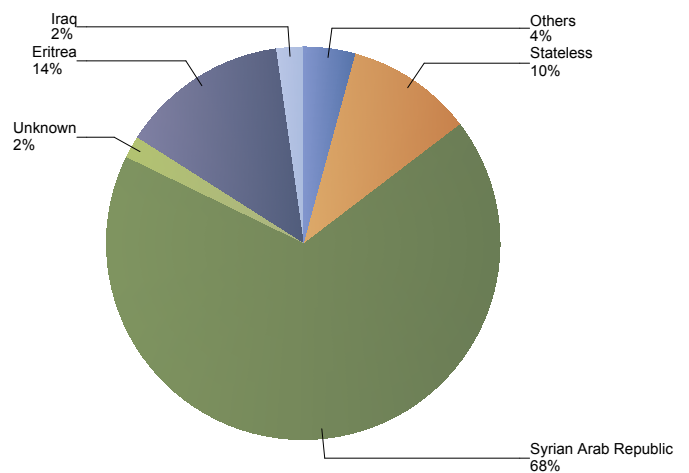
Total 2015	Total 2016	Country of citizenship	2016				2017											Last 12 months	Perc	
			Oct	Nov	Dec	Total	Jan	Feb	Mar	Apr	May	Jun	Jul	Aug	Sep	Oct	Total			
8.981	8.397	Syrian Arab Republic	1.173	1.695	1.844	4.712	897	1.578	1.237	1.046	884	592	475	400	384	454	7.947	11.486	68%	
1.013	1.312	Eritrea	135	136	181	452	127	211	212	264	276	145	153	177	187	266	2.018	2.335	14%	
2.506	1.139	Stateless	184	207	189	580	158	225	318	208	160	82	61	60	56	45	1.373	1.769	10%	
213	122	Iraq	5	29	15	49	19	39	19	36	34	37	29	42	41	43	339	383	2%	
90	102	Unknown	6	12	15	33	9	17	52	61	47	31	14	24	12	14	281	308	2%	
419	249	Somalia	10	19	30	59	10	12	27	20	8	*	*	*	*	9	95	144	1%	
84	63	Afghanistan	*	*	9	13	6	*	6	11	17	7	*	*	*	14	68	79	0%	
51	43	Iran (Islamic Republic of)	*	*	*	6	6	*	6	6	8	*	8	6	7	15	68	71	0%	
27	31	Pakistan	*	5	*	8	10	*	*	*	11	11	*	7	*	11	61	66	0%	
31	34	Ethiopia	*	*	5	11	*	*	6	7	*	*	*	*	7	*	32	39	0%	
430	322	Others	26	18	26	70	35	25	22	25	26	23	15	33	38	34	276	320	2%	
13.845	11.814	Total	1.551	2.126	2.316	5.993	1.277	2.113	1.908	1.684	1.473	1.473	937	763	753	743	907	12.558	17.000	100%

* To conceal the lowest figures, all values between 0 and 4 are replaced by asterisk.

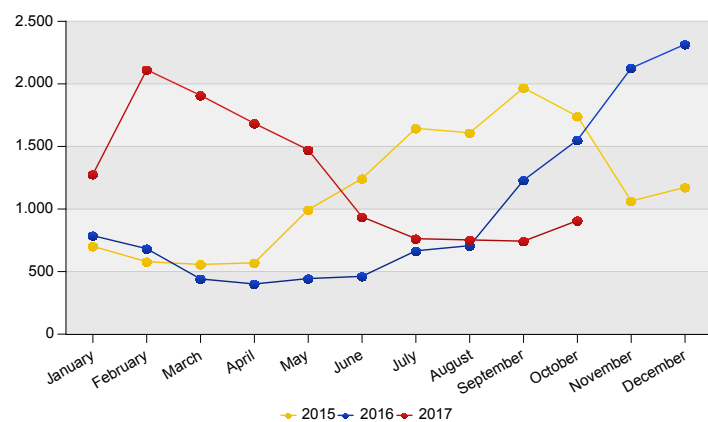
Top Influx of family reunification in The Netherlands
October 2017

	Country of citizenship		%
1	Syrian Arab Republic	454	50%
2	Eritrea	266	29%
3	Stateless	45	5%
4	Iraq	43	5%
5	Iran (Islamic Republic of)	15	2%
	Others	84	9%
Total October 2017		907	100%

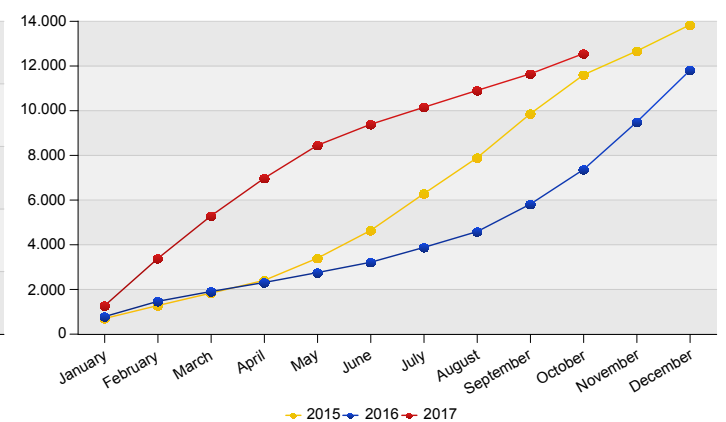
Top Nationalities Influx of family reunification last twelve months
Period: Nov 2016 - Oct 2017
Number of influx family reunification: 17.000



Influx of family reunification in The Netherlands



Cumulative development of Influx of family reunification in The Netherlands





Influx of indicated unaccompanied minor asylum seekers in The Netherlands
Source: METIS

Top 10 Unaccompanied minor asylum applications in The Netherlands

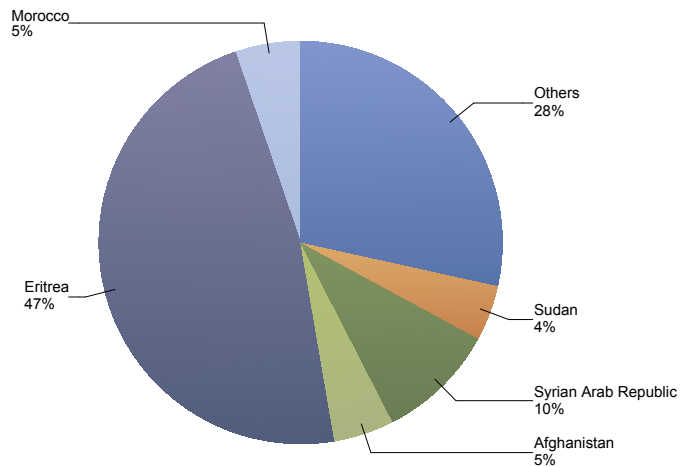
Total 2015	Total 2016	Country of citizenship	2016				2017												Last 12 months	Perc
			Oct	Nov	Dec	Total	Jan	Feb	Mar	Apr	May	Jun	Jul	Aug	Sep	Oct	Total			
1.237	773	Eritrea	114	142	113	369	98	49	46	16	39	18	42	46	50	26	430	685	47%	
1.458	181	Syrian Arab Republic	8	7	9	24	10	7	13	8	7	12	11	18	23	13	122	138	10%	
9	68	Morocco	15	7	13	35	8	*	*	9	6	*	*	7	12	10	56	76	5%	
533	195	Afghanistan	*	*	9	17	6	7	6	7	7	*	8	*	*	6	57	70	5%	
19	23	Sudan	*	*	*	8	*	*	7	*	5	*	*	8	16	9	59	64	4%	
*	61	Algeria	16	17	8	41	*	*	*	*	*	*	*	5	*	12	35	60	4%	
26	34	Guinea	*	5	*	8	*	*	5	5	*	6	6	*	*	11	43	49	3%	
23	38	Albania	*	*	14	21	*	5	*	*	*	7	*	*	*	5	25	43	3%	
10	44	Ethiopia	6	10	*	18	*	*	*	*	*	*	*	*	*	*	13	25	2%	
17	36	Unknown	*	5	*	11	*	*	*	*	*	*	*	*	*	*	18	25	2%	
526	254	Others	21	26	10	57	11	9	13	11	19	11	16	17	40	26	173	209	14%	
3.859	1.707	Total	196	231	182	609	145	84	96	63	93	66	97	112	153	122	1.031	1.444	100%	

* To conceal the lowest figures, all values between 0 and 4 are replaced by asterisk.

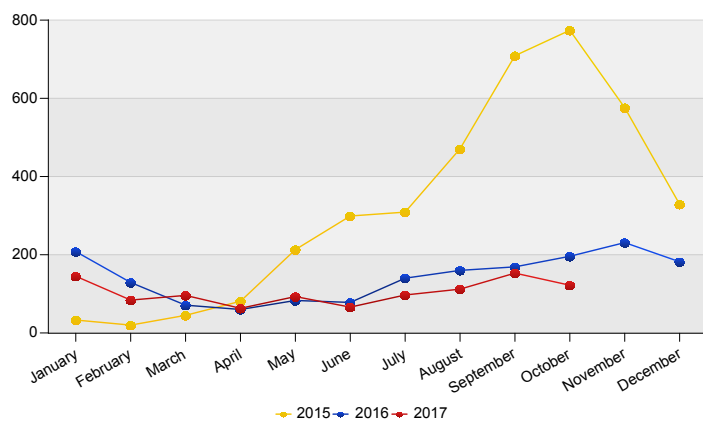
Top Unaccompanied minor asylum applications in The Netherlands October 2017

	Country of citizenship		%
1	Eritrea	26	21%
2	Syrian Arab Republic	13	11%
3	Algeria	12	10%
4	Guinea	11	9%
5	Morocco	10	8%
	Others	50	41%
Total October 2017		122	100%

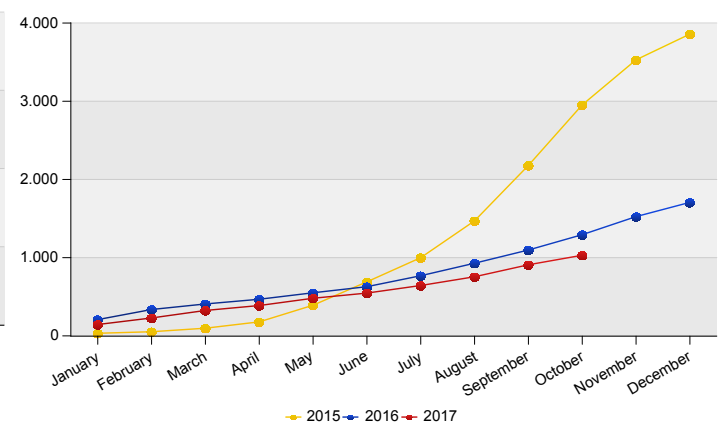
Top Nationalities unaccompanied minor asylum applications last twelve months
Period: Nov 2016 - Oct 2017
Number of unaccompanied minor asylum applications: 1.444



Unaccompanied minor asylum applications in The Netherlands



Cumulative development of Unaccompanied minor asylum applications in The Netherlands



Monthly First Asylum Applications in The Netherlands in 2017
Source: METIS

Country of citizenships	Jan	Feb	Mar	Apr	May	Jun	Jul	Aug	Sep	Oct	Total 2017	Total 2016 **	Total 2015
Afghanistan	41	29	30	31	29	35	31	28	8	27	289	1.026	2.550
Albania	59	45	39	19	27	35	46	34	12	16	332	1.664	1.005
Algeria	121	95	86	57	59	22	57	69	77	79	722	980	41
Angola	*	*	*	5	*	*	*	*	*	9	25	15	14
Argentina	*	*	*	*	*	*	*	*	*	*	*	*	*
Armenia	8	*	25	*	11	5	5	10	7	12	90	48	76
Azerbaijan	14	*	5	9	*	13	8	8	12	25	100	66	33
Bahamas	*	*	*	*	*	*	*	*	*	*	*	*	*
Bahrain	*	*	*	*	*	*	*	*	*	*	5	*	*
Bangladesh	*	*	*	*	*	*	*	*	*	*	16	21	32
Belarus	*	*	*	5	9	15	12	*	9	12	70	21	44
Belgium	*	*	*	*	*	*	*	*	*	*	*	*	*
Benin	*	*	*	*	*	*	*	*	*	*	12	7	*
Bosnia and Herzegovina	14	6	*	*	*	11	*	9	*	*	51	295	121
Botswana	*	*	*	*	*	*	*	*	*	*	*	*	*
Brazil	*	*	*	*	*	*	*	*	*	*	8	*	5
Bulgaria	*	*	*	*	*	*	*	*	*	*	*	*	*
Burkina Faso	*	*	*	*	*	*	*	*	*	*	6	11	*
Burundi	*	*	*	*	7	*	*	8	*	*	28	24	23
Cambodia	*	*	*	*	*	*	*	*	*	*	*	*	*
Cameroon	*	*	*	6	*	*	*	*	*	6	26	18	27
Canada	*	*	*	*	*	*	*	*	*	*	*	*	*
Cape Verde	*	*	*	*	*	*	*	*	*	*	*	*	*
Central African Republic	*	*	*	*	*	*	*	*	*	*	*	*	*
Chad	*	*	5	*	*	*	7	*	5	*	27	5	6
Chile	*	*	*	*	*	*	*	*	*	*	*	*	*
China (including Hong Kong)	*	7	*	15	32	14	12	24	11	13	135	97	206
Colombia	*	6	*	*	7	*	*	*	5	*	30	36	7
Comoros	*	*	*	*	*	*	*	*	*	*	*	*	*
Congo, the Democratic Republic of the	*	*	*	*	*	*	*	*	*	*	11	*	*
Congo, the Republic of the	*	*	*	5	5	*	7	*	*	*	37	50	41
Cote d'Ivoire	*	*	*	*	*	*	*	*	5	6	30	30	16
Croatia	*	*	*	*	*	*	*	*	*	*	*	5	*
Cuba	*	6	*	*	*	*	*	7	22	26	78	23	9
Djibouti	*	*	*	*	*	*	*	*	*	*	*	*	*
Dominican Republic	*	*	*	*	*	*	*	*	*	*	7	*	*
Egypt	13	11	11	7	10	12	14	35	17	13	143	112	71
El Salvador	*	*	*	*	*	5	*	*	*	*	10	19	*
Eritrea	166	102	97	67	80	76	92	113	104	72	989	1.497	7.359
Ethiopia	14	13	6	5	11	11	16	18	9	10	113	156	133
France	*	*	*	*	*	*	*	*	*	*	*	7	5
Gabon	*	*	*	*	*	*	*	*	*	*	*	*	*
Gambia	12	10	18	14	12	21	23	19	22	16	167	131	55
Georgia	71	81	74	38	33	38	45	18	20	14	432	578	256
Germany	*	*	*	*	*	*	*	*	*	*	*	*	*
Ghana	*	7	*	*	*	*	*	*	*	*	33	15	23
Greece	*	*	*	*	*	*	*	*	*	*	*	*	6
Grenada	*	*	*	*	*	*	*	*	*	*	*	*	*
Guatemala	*	*	*	*	*	*	*	*	*	*	*	*	*
Guinea	9	19	29	42	46	49	41	13	19	26	293	111	79
Guinea-Bissau	*	5	*	*	*	*	*	*	*	*	26	11	*
Guyana	*	*	*	*	*	*	*	*	*	*	*	*	*
Haiti	*	*	*	*	*	*	*	*	*	*	*	*	*
Honduras	*	*	6	*	*	*	*	*	*	*	11	7	8
India	*	*	9	*	8	6	*	*	*	*	34	45	12
Indonesia	*	*	*	*	*	*	*	*	*	*	*	*	*
Iran (Islamic Republic of)	49	36	43	45	48	63	76	77	65	66	568	884	1.884
Iraq	46	54	54	61	58	74	73	74	59	57	610	888	3.009
Israel	*	*	*	*	*	*	*	*	*	*	6	*	*
Italy	*	*	*	*	*	*	*	*	*	*	*	5	*
Jamaica	*	6	*	*	*	*	*	*	*	*	14	34	68
Jordan	*	*	*	*	*	*	*	*	5	*	27	27	9
Kazakhstan	*	*	*	*	5	*	*	*	*	*	9	23	19
Kenya	*	*	*	*	*	*	*	*	*	*	8	6	8
Korea, Democratic People's Republic of	*	*	*	*	*	*	*	*	*	*	*	*	*
Korea, Republic of	*	*	*	*	*	*	*	*	*	*	*	*	*
Kosovo / UNSCR 1244	7	*	9	*	*	*	*	*	*	*	32	465	685
Kuwait	*	*	*	*	*	*	*	*	*	*	*	8	12
Kyrgyzstan	*	*	*	*	*	*	*	*	*	*	7	9	6
Latvia	*	*	*	*	*	*	*	*	*	*	*	*	*
Lebanon	7	*	*	*	*	5	*	5	11	7	50	55	70
Liberia	*	*	*	*	*	*	*	*	*	*	11	11	5
Libyan Arab Jamahiriya	38	34	33	27	23	21	22	23	35	39	295	341	69
Lithuania	*	*	*	*	*	*	*	*	*	*	*	*	*
Madagascar	*	*	*	*	*	*	*	*	*	*	*	*	*
Malawi	*	*	*	*	*	*	*	*	*	*	*	*	*
Malaysia	*	*	*	*	*	*	*	*	*	*	*	*	*
Maldives	*	*	*	*	*	*	*	*	*	*	*	*	*
Mali	*	*	8	7	13	*	*	*	*	5	52	26	11
Mauritania	*	*	*	*	*	*	5	*	*	*	17	11	*
Mexico	*	*	*	*	*	*	*	*	*	*	5	*	*
Moldova, Republic of	*	*	17	*	34	64	86	38	21	16	285	15	8

Monthly First Asylum Applications in The Netherlands in 2017

Source: METIS

Country of citizenships	Jan	Feb	Mar	Apr	May	Jun	Jul	Aug	Sep	Oct	Total 2017	Total 2016 **	Total 2015		
Mongolia	*	*	*	*	*	*	*	*	*	*	19	403	363		
Montenegro	*	*	*	*	*	*	*	*	*	*	5	25	9		
Morocco	87	92	96	85	78	48	79	109	82	62	818	1.271	80		
Mozambique	*	*	*	*	*	*	*	*	*	*	*	6	*	*	
Myanmar	*	6	*	5	5	*	*	*	*	*	26	55	37		
Nepal	*	*	*	*	*	*	*	*	*	*	*	13	27	*	
Netherlands	*	*	*	*	*	*	*	*	*	*	8	13	*	*	
Nicaragua	*	*	*	*	*	*	*	*	*	*	*	*	*	*	
Niger	*	*	*	*	*	*	*	*	*	*	11	*	*	*	
Nigeria	22	19	33	10	14	19	22	13	30	16	198	197	212		
Oman	*	*	*	*	*	*	*	*	*	*	*	*	*	*	
Pakistan	11	6	14	24	11	9	15	18	29	14	151	161	156		
Palestinian Territory, Occupied	*	6	6	10	*	9	11	10	*	*	60	30	80		
Panama	*	*	*	*	*	*	*	*	*	*	*	*	*	*	
Peru	*	*	*	*	*	*	*	*	*	*	*	*	*	*	
Philippines	*	*	*	*	*	*	*	*	*	*	*	*	*	*	
Poland	*	*	*	*	*	*	*	*	*	*	*	8	*	*	
Portugal	*	*	*	*	*	*	*	*	*	*	*	7	*	*	
Romania	*	*	*	*	*	*	*	*	*	*	6	7	*	*	
Russian Federation	7	10	19	26	22	30	46	39	26	42	267	124	124		
Rwanda	*	*	*	*	*	*	*	*	*	*	*	15	10	*	
Saudi Arabia	*	*	*	*	*	*	*	*	*	*	5	11	*	*	
Senegal	6	5	5	6	13	6	*	10	5	6	66	47	20		
Serbia	14	32	5	18	*	19	31	19	*	21	164	938	436		
Sierra Leone	7	*	*	6	*	7	7	7	8	*	54	33	38		
Singapore	*	*	*	*	*	*	*	*	*	*	*	*	*	*	
Somalia	14	9	7	5	7	9	14	12	12	10	99	157	263		
South Africa	*	*	*	7	*	*	*	*	*	*	12	10	17	*	
South Sudan	*	*	*	*	*	*	*	*	*	*	*	*	*	*	
Spain	*	*	*	*	*	*	*	*	*	*	7	*	*	*	
Sri Lanka	*	*	5	*	*	*	*	*	8	7	39	28	37	*	
Stateless	20	11	14	7	14	6	8	10	11	8	109	310	2.399		
Sudan	17	13	18	13	22	30	36	39	23	28	239	191	234		
Suriname	*	*	*	*	*	*	*	*	*	*	7	8	5	*	
Sweden	*	*	*	*	*	*	*	*	*	*	*	*	*	*	
Syrian Arab Republic	151	140	173	131	187	173	207	194	221	251	1.828	2.158	18.677		
Taiwan	*	*	*	*	*	*	*	*	*	*	*	*	*	*	
Tajikistan	*	6	*	5	*	10	*	6	*	*	43	19	28	*	
Tanzania, United Republic of	*	*	*	*	*	*	*	*	*	*	10	10	*	*	
Thailand	*	*	*	*	*	*	*	*	*	*	*	*	*	*	
the former Yugoslav Republic of Macedonia	7	17	15	12	8	11	7	6	*	11	94	430	111		
Togo	*	*	*	*	*	*	*	*	*	*	8	*	9	*	
Trinidad and Tobago	*	*	*	*	*	5	*	*	*	5	26	22	9	*	
Tunisia	11	39	21	19	10	*	11	7	13	10	145	205	25		
Turkey	20	50	23	35	25	46	36	35	39	41	350	235	56		
Turkmenistan	*	*	*	*	*	*	*	*	*	*	*	*	*	*	
Uganda	6	8	7	*	*	6	7	6	5	7	57	87	113		
Ukraine	13	8	8	10	7	17	10	15	20	10	118	317	716		
United Arab Emirates	*	*	*	*	*	*	*	*	*	*	*	*	*	*	
United Kingdom	*	*	*	*	*	*	*	*	*	*	*	*	*	*	
United States of America	5	*	*	*	*	*	*	*	*	*	14	5	16	*	
Unknown	36	28	40	31	72	51	57	53	37	57	462	457	432		
Uruguay	*	*	*	*	*	*	*	*	*	*	*	*	*	*	
Uzbekistan	*	*	*	*	*	*	*	*	*	*	5	6	5	*	
Venezuela	11	*	*	6	7	6	11	*	6	11	66	27	*	*	
Viet Nam	*	*	*	9	*	5	*	*	*	5	25	61	64	*	
Yemen	10	9	17	15	11	12	14	21	16	21	146	45	52	*	
Zambia	*	*	*	*	*	*	*	*	*	*	*	*	*	8	*
Zimbabwe	*	*	*	*	*	5	*	*	*	*	16	12	8	*	*
Other	*	*	*	*	*	*	*	*	*	*	*	*	*	11	*
Totaal	1.239	1.153	1.218	1.022	1.155	1.196	1.385	1.333	1.221	1.300	12.222	18.171	43.093		

* To conceal the lowest figures, all values between 0 and 4 are replaced by asterisk.

** In May 2017 the IND has adjusted its systems to remove a small discrepancy that caused some cases to not be included in figures of (earlier versions of) this report. This adjustment may result in some small inconsistencies with reports dating from April 2017 and before. Considering the limited size of the discrepancy and to ensure consistency between reports, figures published before January 1st, 2017, will not be updated. Notwithstanding these figures, the total influx of first asylum applications in 2016 was 18,246.

Selection criterion for this table: all nationalities with at least 1 application in the current year.